

KUPO[®]

Lighting and Camera Support Solutions

LARGE SIZE T-HANDLE
ON EACH RISER IS ERGONOMICALLY
DESIGN FOR BIGGEST TORQUE.

AUTO SELF-LOCKING DEVICE
PREVENTS UNINTENTIONAL AND
UNCONTROLLED LOWERING OF THE LOAD

**DETACHABLE RATCHETED
CRANK HANDLE**

PREVENTS DAMAGE AND REDUCES
PROTRUSIONS DURING TRANSPORTATION
OR STORAGE

**756M JUMBO STAND
WITH BRAKED WHEEL**

4 RISERS, 5 SECTIONS.
LEG: 35 X 35MM
CHROME PLATED STEEL STAND
WITH BRAKED WHEELS

KUPO[®]
NEVER LET GO

Kupo Grip was established in 2000 at the dawn of the new millennium. We are now celebrating our 24th year as a leader in professional lighting and grip equipment for the photo, video and cine market. The success of Kupo Grip is a result of the commitment to those who work behind the scenes in motion pictures, television and photography. We consider you, the image-maker, a partner, integral to our innovative process. We greatly value your experience and listen carefully to both your needs and desires, which inspire us to create better tools to help you do your job with greater ease and efficiency. Kupo has forged its own path in the world of grip by crafting innovative tools with unparalleled quality, sought after and shaped by industry professionals worldwide. To meet these same professionals' needs, we offer numerous patented products including: Quick Release and locking C-Stands, Multi Direction Easy Storage Click Stands, Auto Self-Locking Wind-Up Stands, Lever Lock and Release Devices, Anti-Slip Rosettes Friction Discs, for Max Arms, and Quick-Action Telescopic Hangers. All Kupo products have been painstakingly manufactured so you know you can count on their incredible strength and durability in the harshest of environments. They are so durable, in fact, that they create a history of their own through their many years of service. Moreover, the products reliability is accredited with certificates such as TUV-GS, CE, UL and CUL for several electrical products and the popular Wind-up stand, Clamps, Couplers and safety wire.

When it comes to helping you achieve your vision with **Kupo grip equipment: we always say Never Let Go!** —











01 - 03	Guide to Symbols & Special Features	154 - 161	Super Knuckle
04 - 09	Stand-Quick Guide	162 - 163	V-Lock
11 - 13	Lightweight & Kit Stands	164 - 165	Super Claw & Arri Rosette
14 - 16	Click Stands	166 - 168	Gimbal Rod Clamp & Catch/Release Clip
17	Stand Bags	169 - 176	Easy Rig & Steadicam Accessories
18	Baby Boom Stand	177 - 180	Image Mobile Station
19	Universal & Baby Kit Stands	181 - 193	A.C. Tools
20	Shorty & Baby Kit Stands	194 - 196	T-Marker & Sausage Marker & Gaffa Tape & Cloth Spike Tape
21	J-Type Stands	197 - 200	Cable Management
22 - 27	Runway Base Stands & Roller Stands	201 - 204	Apple Boxes
28	Steel Baby Stands	205 - 208	Sand Bags & Stand Organizer
29 - 30	Combo Stands	209	Super Joint & Stand Hanger Rack
31	Cine Stands	210	Grip Carts
32	Junior Boom Stand	211	Chinese Lantern Bracket
33	Mighty Stands	212 - 214	Digi Fan & Intercom
34	Tall & Steel Senior Stand	215	Fiberglass Step Ladder
35 - 39	Wind-Up Stands & Followspot Stands	216 - 220	Suction Cups
40 - 42	Jumbo Stands	221 - 222	Car Mount Clamp & Body Starter
43 - 44	Slider Stand & Accessories	223 - 227	Car Mount Accessories
45	360 Spherical Camera Stand	228 - 229	Speed Rail Coupler & Speed Wing Nut
46 - 47	Monitor Stands & High View Stand	230 - 231	Speed Rail Adapter
48	Studio Stand	232 - 236	Cheese Plate & Accessories
49 - 55	C-Stands	237 - 240	Camera Mount (Mitchell)
56 - 59	Grip Heads & Grip Arms	241 - 245	Camera Mount (Euro)
60	Arm Support & Boom Holder	246 - 247	Camera Mount (Bowl)
61 - 62	Flags & Frames	248	Camera Mount (Paddle Mount)
63	Floppy & Tent	249 - 253	Camera Mount (Others)
64	Cookie/Dot & Finger Kit	254	Camera Mount (Adapters)
65 - 71	Overhead Stands & Grip Head & Butterfly Frames & Textile	255 - 257	Camera Mount (Hi-Hat)
72	Casters	258 - 259	Multi-Function Slider Plate
73 - 80	Big Boom & Lighting Booms & Accessories	260 - 261	Gimbal Mount
81 - 82	Pipe Boom Rig Kit	262	Dolly Accessories
83 - 86	Side Arms & Panel & Column Arms	263 - 268	Pipe Clamps
87 - 88	Headers & Stand Extensions	270 - 273	Couplers (48-51mm)
89 - 93	Super Viser Clamps	274	Couplers (48-51mm) & (48mm-60mm)
94 - 96	Wall Spreader & C-Clamp	275 - 276	Couplers (48mm-60mm)
97 - 98	Chain Clamps & Gaffer Grip	277	Couplers (32-38mm & 38-51mm)
99 - 100	Wall Plates	278	Couplers (20-22mm & 23-25.4mm & 25-28mm)
101 - 105	Super Convi Clamp	279	Mini Coupler (30-35mm & 35-40mm)
106 - 111	Super Convi Clamp Adapters	280 - 285	Special Couplers & Clamps & Safety Wires
112 - 117	16mm Male Adapters	286 - 289	Strut Channel Adapters & Telescopic hangers
118 - 121	16mm Female Adapter	290	Pole Operated Yoke & Operating Pole
122	28mm Male Adapters	291 - 294	Electric Chain Hoist & Controller
123 - 127	Swivel Adapters	295 - 302	Kupole & Backdrop Accessories & Demo Stand
128 - 133	Special Adapter	303 - 304	3 Way & 4 Way Clamps & Accessories
134 - 138	Screws & Nuts	305 - 307	Foamcore Holder & Spring Clamps
139	Action Camera Mount	308	BAGUA & Flash Bracket
140 - 142	T-12 Lamp Tube Mount & Twist On Mounting Plate	309 - 312	Tethermate & Accessories
143 - 145	Max Arm & Flex Arm & French Flag	313 - 319	Monitor Mount & Pad Mount & Projector Mount
146	Hybrid Head & Mini Articulated Arm	320 - 327	Cross Cases
147 - 148	Rock's Arm & Accessories	328 - 343	Powerfit & K-Lok & Power Box & CEE Form & HB Connector
149	Vision Arm & Vision Lock	344 - 349	Adapters Drawings
150 - 153	Ball Head & Camera Bracket & Plates	350 - 359	Product Index

NEVER LET GO



YOUTUBE
KUPO FACTORY
INTRODUCTION VIDEO

	Maximum Height	Minimum Operating Height	
	Maximum Load	Closed Length	
	Footprint Diameter	Weight	
	Stand Top	Suggested Caster (Optional accessory)	



Stand Top

All Kupo lighting stands are available with industry standard top fixings of mounting lighthead and lighting accessories.



T

Compact lightweight aluminum stands with 5/8" (16mm) fixing top and 3/8"-16 screw thread.



G

4-1/2" grip head with additional offset 1-1/8" junior receiver (29mm).



A

5/8" (16mm) fixing baby stud.



U

1-1/8" junior receiver (29mm) fixing on stand top.



S

5/8" baby receiver (17.2mm) with detachable 5/8" Baby stud (16mm)



US

1-1/8" junior receiver (29mm) with adapter for 5/8" (16.2mm) baby receiver.



S2

Dual 5/8" baby receiver (17.2mm) with detachable 5/8" baby stud (16mm)



UE

1-1/8" junior receiver (29mm) with ear ring.



J

Japanese type stand comes with I.D. 17.5mm female receiver top attachment.



UW

1-1/8" junior receiver (29mm) with wind bracing bracket.



V

Triple function universal top head with both 1-1/8" junior receiver (29mm) and 5/8" baby receiver (16.2mm). Extra multi direction 5/8" baby stud (16mm).




SW

5/8" baby receiver (17.2mm) with wind bracing bracket and camera bracket.

A FULL RANGE OF LOCKING MECHANISMS

Our stand riser column collars consist of pressure die-cast aluminum for strength and durability, that incorporates ergonomic locking knobs to hold and position the light exactly where it needs to be.





Unique bottom spider casting design means the folded stand can be free-standing.



Selected lightweight aluminum stand with aluminum alloy clamping riser provides good elasticity.



Bottom spider casting with spring cushion to prevent jarring of the lamp filament. For those steel stands labeled with "spring cushion".



The solid aluminum casting knob comes with a stainless steel bolt for lightweight & long-lasting clamping operation.



Bolts and nuts instead of rivets allows for an easy maintenance and tension adjustment.



Steel baby pin stand is welded directly to the top section instead of being pinned.



Double leg struts for extra strength and stability.



Selected stands come with velcro supplied to fasten the legs for better storage and cable management.




Stand leg is equipped with PA66 foot pad to protect both leg and floor.



Innovative compact top head with a multi-directional 16mm (5/8") baby stud.



Leveling leg allows stand to remain vertical in certain circumstances.



Ear ring device for wind-bracing kit.



Upper spider casting with hanger pin for storage on the rack.



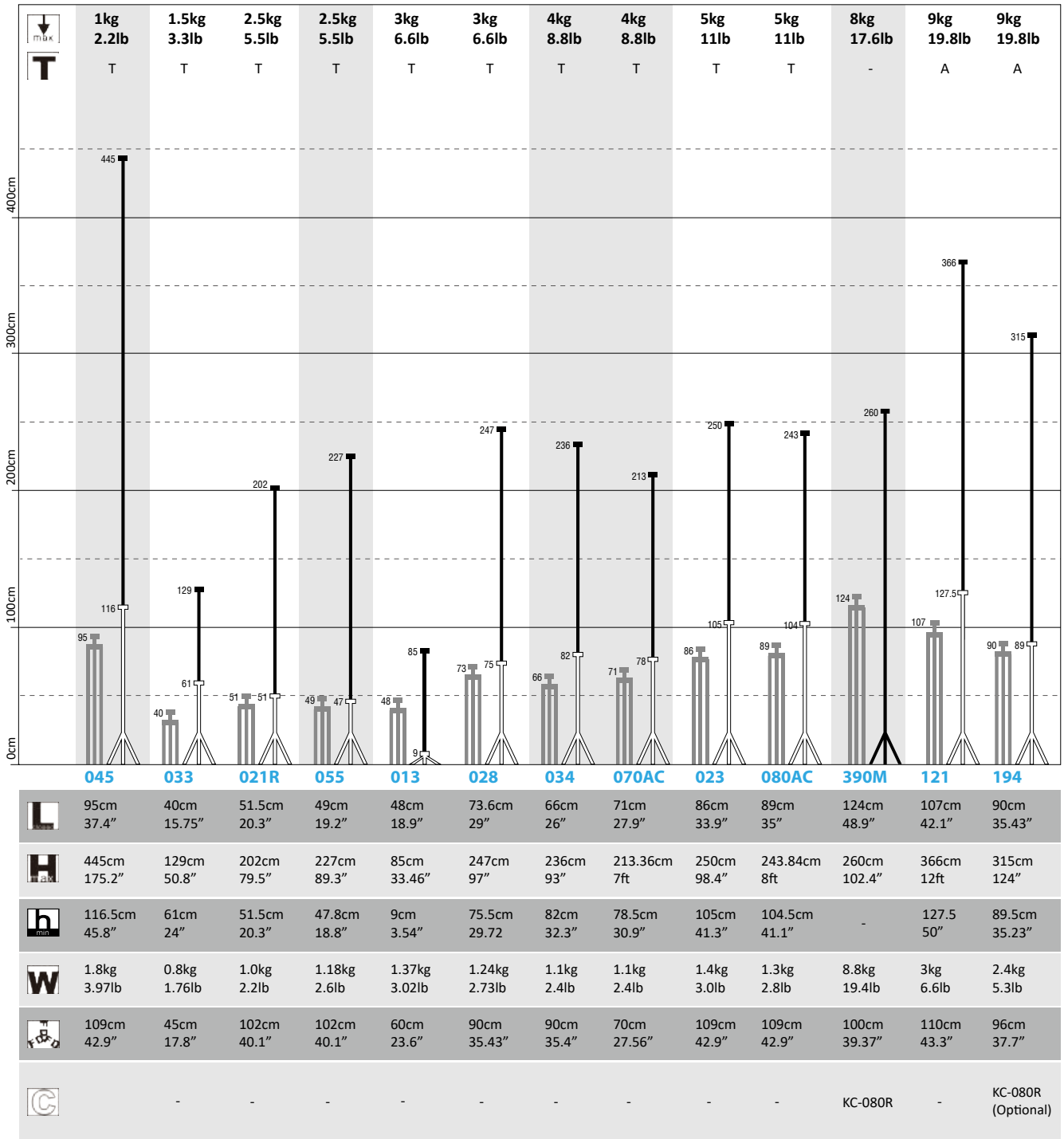
Stainless steel heli-coil insert is equipped inside the aluminum die-cast riser which provides a durable threaded hole.






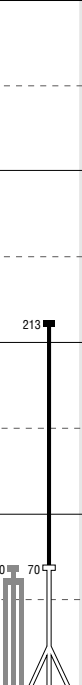










Embossed end of stud in the aluminum tube with solid pin for a better stand stud mount.

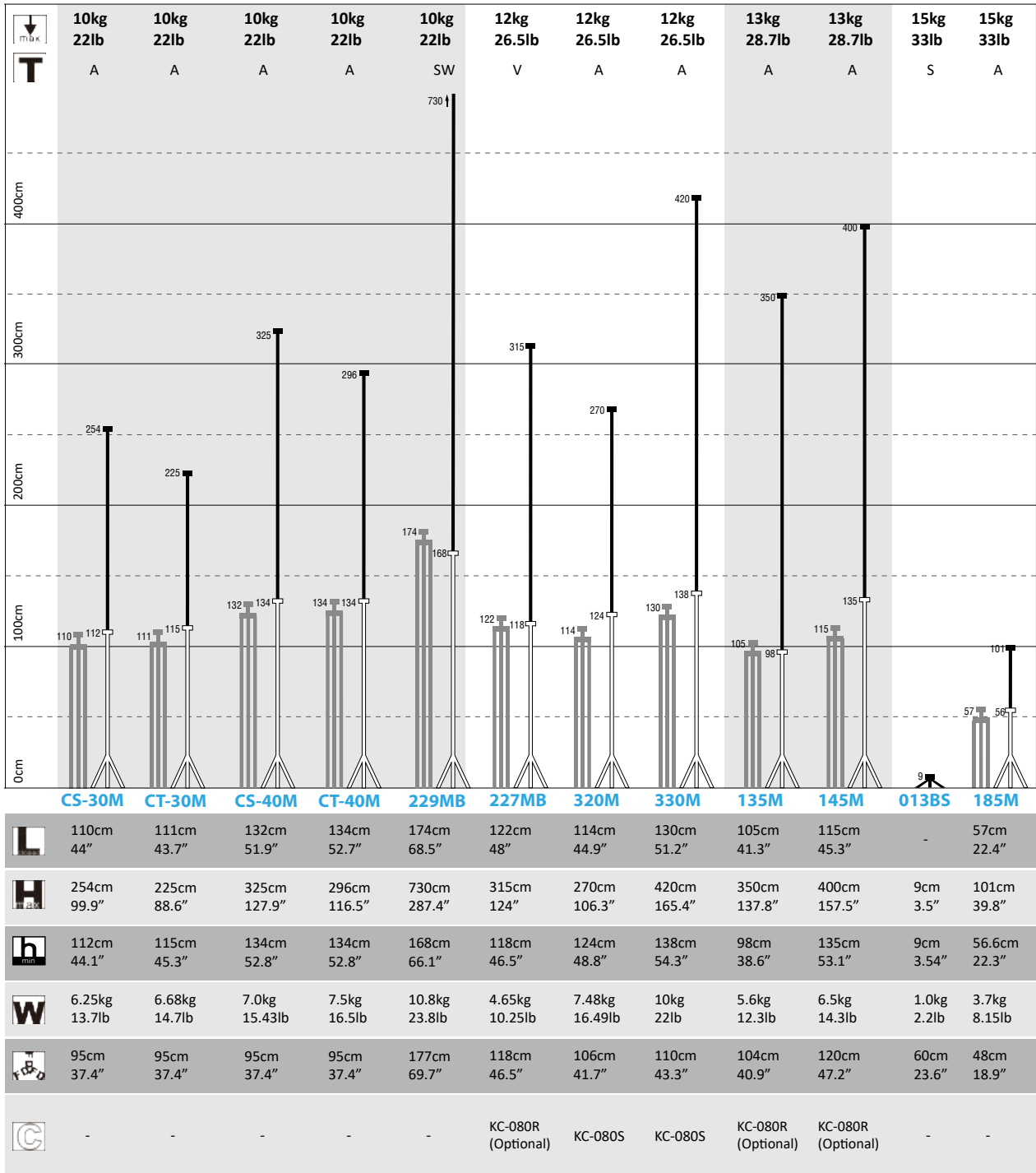


A sizable brake shoe to ensure a much better lock off.



Closed Length
 Maximum Height
 Minimum Operating Height

9kg 19.8lb	9kg 19.8lb	9kg 19.8lb	9kg 19.8lb	10kg 22lb	10kg 22lb	10kg 22lb	10kg 22lb	10kg 22lb	10kg 22lb	10kg 22lb	10kg 22lb	10kg 22lb	10kg 22lb	10kg 22lb
S2	T	A	S	S	US	S	A	A	T	A	A	A	T	T
														
191	198	195	175M	090	356	169M	193	195S	CL-20M	CS-20M	CT-20M	CL-30M	CL-40M	
114cm 44.5"	107cm 42.1"	107cm 42.1"	70cm 27.6"	106cm 41.7"	35.1cm 12.4"	101cm 39.8"	88cm 34.6"	108cm 42.5"	91cm 35.8"	91cm 35.8"	93cm 36.6"	109cm 42.9"	132cm 51.9"	
393cm 154.7"	385cm 151.6"	385cm 151.6"	213cm 83.9"	277cm 9ft	13cm 5.12"	290cm 114.2"	288cm 113"	400cm 157.5"	190cm 74.8"	199cm 78.3"	172cm 67.7"	244cm 96.1"	313cm 123.2"	
132cm 51.1"	114cm 44.9"	125.8cm 49.5"	70.5cm 27.8"	122cm 48"	-	100cm 39.37"	87cm 34.3"	124cm 48.9"	91cm 35.8"	87cm 34.3"	92.5cm 36.4"	108.5cm 42.7"	132.5cm 52.2"	
2.7kg 5.9lb	2.3kg 5lb	2.48kg 5.47lb	1.83kg 4.03lb	2.7kg 5.95lb	1.07kg 2.35lb	2.2kg 4.8lb	2.5kg 5.5lb	3.3kg 7.28lb	5.5kg 12.13lb	5.6kg 12.3lb	6.25kg 13.7lb	6.1kg 13.4lb	6.8kg 14.9lb	
108cm 42.5"	110cm 43.3"	110cm 43.3"	68.6cm 27"	110cm 43.3"	60cm 23.6"	109cm 42.9"	88cm 34.6"	112cm 44.1"	95cm 37.4"	95cm 37.4"	95cm 37.4"	95cm 37.4"	95cm 37.4"	
KC-080R (Optional)	KC-080R (Optional)	KC-080R (Optional)	KC-080R (Optional)	-	-	KC-080R (Optional)	-	-	-	-	-	-	-	



Closed Length
 Maximum Height
 Minimum Operating Height

15kg 33lb V	15kg 33lb V	20kg 44lb V	25kg 55lb V	25kg 55.1lb A	25kg 55lb V	30kg 66.1lb U	30kg 66.1lb U	30kg 66.1lb V	30kg 66lb V	30kg 66lb V	30kg 66lb V	30kg 66.1lb V
186M	360M	380M	370M	155M	473B	CT-SBS	CT-BS	228	546M	346M	483SH	483T
57cm 22.4"	126cm 49.6"	110cm 43.3"	71cm 27.95"	120cm 47.2"	155cm 61"	-	-	122cm 48"	160cm 63"	173cm 68.2"	152cm 59.84"	181cm 71.3"
101cm 39.8"	296cm 116.5"	203cm 80"	120cm 47.24"	420cm 165.4"	380cm 149.6"	32.5cm 12.79"	32.5cm 12.79"	230cm 90.6"	510cm 200"	380cm 149.6"	262cm 103.14"	380cm 149.7"
64.5cm 25.4"	-	-	81cm 31.89"	140cm 55.1"	149.5cm 58.9"	35cm 13.8"	35cm 13.8"	112cm 44.1"	166cm 65.4"	183cm 72"	132cm 51.96"	172.5cm 67.9"
4.5kg 10lb	7.0kg 15.4lb	7.8kg 17lb	7.8kg 17lb	8.0kg 17.6lb	11.5kg 25.35lb	3.3kg 7.2lb	3.5kg 7.7lb	8.9kg 19.62lb	16.1kg 35.49lb	15.6kg 34.4lb	18.8kg 41.36lb	22.8kg 50.2lb
48cm 18.9"	100cm 39.37"	75cm 29.5"	75cm 29.52"	137cm 53.9"	102cm 40.2"	75cm 29.5"	95cm 37.4"	118cm 46.5"	134cm 52.8"	100cm 39.37"	128cm 50.39"	128cm 50.4"
-	KC-080R	KC-080R	KC-080R	-	-	-	-	KC-080R (Optional)	KC-100S KC-215S (Optional)	KC-080R	KC-100 (Optional)	KC-100 (Optional)

	25kg 55lbs	32kg 70.4lbs	35kg 77.2lb	35kg 77lb	36kg 79.2lb	36kg 79.2lb	36kg 79.2lb	36kg 79.2lb	40kg 88lb	40kg 88.2lb	40kg 88.2lb	40kg 88.2lb	40kg 88.2lb
	A	A	V	UE	U	U	A	A	V	UE	V	V	V
L	74cm 29"	88.6cm 34.8"	92cm 36.2"	115cm 45.28"	68cm 26.80"	101cm 39.46"	125.3cm 49.33"	81.7cm 32.16"	-	109cm 43"	132cm 52"	143cm 56.3"	150cm 59.0"
H	190cm 74.8"	188.5cm 74.2"	205cm 80.7"	190cm 74.8"	115cm 45.27"	165cm 64.94"	203.4cm 80"	141.1cm 55.5"	36.5cm 14.4"	147cm 57.9"	340cm 133.9"	350cm 137.8"	445cm 175.1"
b	94.5cm 37.2"	87.2cm 34.3"	90cm 35.4"	130cm 51.19"	58cm 22.83"	97.5cm 38.4"	132.4cm 52.1"	76cm 30"	-	92cm 36.2"	112.5cm 48.2"	140cm 55.1"	149cm 58.7"
W	7.7kg 17lb	6.8kg 14.96lb	8.0kg 17.6lb	14.1kg 31.0lb	5.8kg 12.7lb	8kg 17.6lb	20.2kg 44.4lb	7.1kg 16.95lb	5.4kg 12lb	7.58kg 16.7lb	10kg 22lb	11.1kg 24.4lb	12.5kg 27.5lb
F	75cm 29.5"	78cm 30.7"	104cm 40.9"	100cm 39.37"	80cm 31.50"	60cm 23.62"	132cm 51.9"	97cm 38.1"	75cm 29.5"	110cm 43.3"	138cm 54.3"	138cm 54.3"	140cm 55.1"
C	KC-080R	KC-100M (Optional)	KC-100S (Optional)	KC-080R	KC-100M (Optional)	-	KC-215S (Optional)	KC-100M & KC-215S (Optional)	KC-080R	KC-100 (Optional)	KC-080R (Optional)	KC-100S KC-215S (Optional)	KC-100S KC-215S (Optional)

Closed Length
 Maximum Height
 Minimum Operating Height

40kg 88.2lb	40kg 88.2lb	40kg 88.2lb	40kg 88.2lb	45kg 99.2lb	45kg 99.2lb	50kg 110.2lb	70kg 154lb	70kg 154lb	70kg 154.3lb	70kg 154.3lb	80kg 176.3lb	80kg 176.3lb	100kg 220lb
V	G	G	G	V	UE	UE	UW	UW	U	U	UW	UW	UW
428	633	430	594	477			610	470					
142	188	146	186	155	160	110	230	210			156	196	127.5
148	184	139	209	152	145	91	193	172			140	179	108
300M	620M	610MR	600MR	653MR	482T	481	756M	744M	350	351	485	484	721M
142cm 55.9"	188cm 74"	146cm 57.5"	186cm 73.2"	144cm 57"	160cm 63"	110cm 43.3"	2.3m 7.54'	2.1m 82.68"	-	56cm 22.04"	156cm 61.4"	196cm 77.2"	127.5cm 50.2"
428cm 168.5"	633cm 249.2"	430cm 169.3"	594cm 233.9"	455cm 179"	245cm 96.3"	145cm 57.1"	6.1m 20'	4.7m 185"	26cm 10.2"	26cm 10.2"	270cm 106"	386cm 152"	172cm 67.7"
148cm 58.3"	184.5cm 72.6"	139cm 54.7"	209cm 82.3"	144cm 57"	145cm 57"	91cm 35.8"	1.93m 6.33'	1.72m 67.7"	-	-	140.5cm 55.31"	179cm 70.5"	108cm 42.52"
14.9kg 32.8lb	20.3kg 44.7lb	18kg 39.6lb	18.5kg 40.7lb	16.2kg 35.6lb	18.1kg 40lb	13.6kg 30lb	71kg 156lb	62kg 136lb	5.2kg 11.4lb	5.2kg 11.4lb	34kg 8.8lb	39kg 86lb	31.55kg 69.5lb
129cm 50.8"	196cm 77.2"	156cm 61.4"	156cm 61.4"	174cm 68.5"	128cm 50.4"	110cm 43.3"	2.1m 7'	2.1m 7'	75cm 29.5"	75cm 29.5"	130cm 51.20"	180cm 70.9"	120cm 47.2"
KC-100S	KC-100G (Optional)	KC-100S	KC-100S	KC-100G (Optional)	KC-100 (Optional)	KC-100 (Optional)	Included: KC-160C, Optional: KC-254C	Included: KC-160C, Optional: KC-254C	-	-	Included: KC-150, Optional: KC-215A	Included: KC-150, Optional: KC-215A	Included: KC-160C, Optional: KC-254C

STANDS

A full range of stands that are designed and manufactured to the highest standards of quality and durability to meet the harshest environments.





YOUTUBE
KUPO BACKLITE
BASE STAND (013 BS)



013 Folding Base Mini Stand

Fold away backlite steel base and aluminum collars with 5/8" socket and KS-017. Universal 16mm light stud. Extension pole from 48cm to 80cm with 5/8" fixing top. Provides flexible mounting of lights from floor level to 85cm high. Folds flat for easy carrying and storage.

L	H	h	W	F	T
48cm 18.9"	85cm 33.46"	9cm 3.54"	1.37kg 3.02lb	60cm 23.6"	3kg 6.6lb

013BS Backlite Base Stand

Fold away steel backlite base stand with KS-017 which is a 16mm with 3/8" and 1/4" thread. Designed for mounting the lighting fixture close to the floor or table.

H	h	W	F	T
9cm 3.54"	9cm 3.54"	1.0kg 2.2lb	60cm 23.6"	15kg 33lb



May stand alone with legs folded.



356 Universal Floor Stand

Low profile, lightweight compact folding floor stand. Constructed with anodized aluminum legs and central column with die casting leg mounts. Designed for a 28mm spigot, or a 16mm spigot with supplied adapter.

L	H	W	F	T
35.1cm 12.4"	13cm 5.12"	1.07kg 2.35lb	60cm 23.6"	10kg 22lb

356-A2816 **W** 40g
1.41oz
28mm to 16mm adapter
is supplied with 356 stand
(optional to 355 stand)



YOUTUBE
KUPO LOW MINI
STAND (033)



033 Low Mini Kit Stand

3 risers, 4 sections.
Dia.: 1", 7/8", 3/4", 5/8" / Leg Dia.: 5/8"
Aluminum
With KS-052, adapter for female thread 3/8"-16 to male 1/4"-20.
Designed for background lights.

L	H	h	W	F	T
40cm 15.75"	129cm 50.8"	61cm 24"	0.8kg 1.76lb	45cm 17.8"	1.5kg 3.3lb



055 Handy Stand

4 risers, 5 sections.
Dia.: 1-1/8", 1", 7/8", 3/4", 5/8"
Solid flat Leg Dia.: 15mm x 5mm
Aluminum
With KS-052, adapter for female thread 3/8"-16 to male 1/4"-20.
Perfect for a small lighting fixture on location, and the lightweight compact design makes it ideal for kits.



YOUTUBE
KUPO HANDY
STAND (055)

L	H	h	W	F	T
49cm 19.2"	227cm 89.3"	47.8cm 18.8"	1.18kg 2.6lb	102cm 40.1"	2.5kg 5.5lb

023 Midi Pro Stand

023AC Midi Pro Stand w/Air Cushion

2 risers, 3 sections.
 Dia.: 1-1/8", 1", 7/8"
 Leg Dia.: 3/4"
 Aluminum

L	H	h	W	FWD	MAX	T
86cm 33.9"	250cm 98.4"	105cm 41.3"	1.4kg 3.0lb	109cm 42.9"	5kg 11lb	T



YOUTUBE
**KUPO MIDI PRO STAND W/
 AIR CUSHION (023AC)**



045 Medium Stand

4 risers, 5 sections.
 Dia.: 1-1/8", 1", 7/8", 3/4", 5/8"
 Leg Dia.: 3/4"
 Load: variable with height,
 Maximum load 1kg / 2.2lbs at full extension.
 Aluminum

L	H	h	W	FWD	MAX	T
95cm 37.4"	445cm 175.2"	116.5cm 45.8"	1.8kg 3.97lb	109cm 42.9"	1kg 2.2lb	T

034 Mini Kit Stand

3 risers, 4 sections.
 Dia.: 1", 7/8", 3/4", 5/8"
 Leg Dia.: 5/8"
 Aluminum

L	H	h	W	FWD	MAX	T
66cm 26"	236cm 93"	82cm 32.3"	1.1kg 2.4lb	90cm 35.4"	4kg 8.8lb	T

021R Two-in-One Multi-Stand

4 risers, 5 sections.
 Dia.: 1-1/8", 1", 7/8", 3/4", 5/8"
 Solid flat Leg Dia.: 5x15mm
 Aluminum material

L	H	h	W			T
51.8cm 20.40"	202cm 79.5"	51.8cm 20.40"	1.2kg 2.46lb	100cm 39.37"	2.5kg 5.5lb	T

L	H	W	Single Pole (without the stand base)
51.5cm 20.27"	184.5cm 72.63"	0.4kg 0.88lb	

The innovative locking design equipped in the side of pole and base which allows insertion of the pole into the base and twist to lock. The pole will be locked firmly until the spring release button on the side of pole is pressed. The foldable legs also makes the closed length of the stand ideal for traveling and storage. It rises to a height of 202cm (79.5"), handles gear up to 2.5KG (5.5 lb), and due to its reverse-folding leg design, folds down to just 51.8cm (20.40") for easy transport. The center pole with 16mm (5/8") baby stud is removable so you can use it as a 184.5cm (72.63") boompole.



Central column can be detached from the base.



Release button

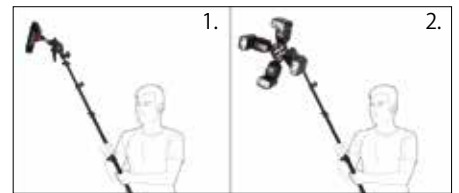
Detachable



YOUTUBE
 KUPO TWO-IN-ONE
 MULTI STAND (021R)



Folded length
 51.5cm (20.3")



1. Can be used as a microphone boom.
2. Can be used as a flash boom.

028 Single Handed Stand

3 risers, 4 sections.
 Dia.: 1", 7/8", 3/4", 5/8"
 Leg Dia.: 5/8" / Aluminum

L	H	h	W			T
73.6cm 29"	247cm 97"	75.5cm 29.72"	1.24kg 2.73lb	90cm 35.43"	3kg 6.6lb	T

Kupo Single Handed Stand features automatically collapsing legs which offer quick setups and easy repositioning. The ability to quickly pick up and put down a light stand without having to open and close the stand legs makes it easy and safe for moving around in crowded locations. It also reduces the chance of accidentally bumping into things or people around you. This rugged aluminum light stand has a maximum height of 247cm (97") and a compact closed length of 73.6cm (29") making it ideal for storage and transportation. Another locking knob is built on the central column for keeping the legs in position when extreme quiet is demanded.



Pick it up, the legs drop straight down.



Folded length
 73.6cm (29")

1. Locking knob.
2. Legs are locked while the knob is tighten.

PATENTED

A clever four-way interlocking mechanism offers the ideal solution for storage and transportation.



The interlocking mechanism allows the user to fold the stand flat and click it to another.



The unique four-way interlocking design provides no limits to stacking stands.



Bi-color injection knob offers a positive locking and ergonomic grip.




Interlocking mechanism makes it quick and easy to click to another stand.



YOUTUBE
KUPO CLICK STANDS



May stand alone when folded.



Optional strap with two clasps can be attached on the plastic locking loops, allowing hands-free carrying over the shoulder.

CXST01 | Optional shoulder strap.



Double leg struts for extra stability and strength.



Quick-release clamp design for quick setup and easy for locking tension adjustment with the stainless steel phillips screw.

Features a clever interlocking mechanism that allows the user to fold the stand flat and click it to another in just a snap. The unique four-way interlocking design provides no limits to having stands together and keeping your kits well organized for storage and transport. Kupo Click Stands are constructed of a lightweight aluminum alloy which makes them ideal for location shoots or in the studio. Air-cushioning prevents lighting fixtures from accidentally slamming down if the locking knob is not tightened properly. The optional CXST01 strap can be attached on the locking loops to easily carry over the shoulder.

More features:

1. Bi-color injection knob offers a positive locking and ergonomic grip. Quick release clamp design on the central column for easy and quick setup.
2. Equipped with a 5/8" top stud with a 3/8" thread, plus a removable 1/4"-20 threaded top.
3. Double leg struts for extra stability and strength.
4. May stand alone when folded.



070AC Mini Click Stand with Air Cushion

7ft Mini Click stand with 3 risers, 4 sections
 Dia.: 1", 7/8", 3/4", 5/8"
 Leg Dia.: 3/4"
 With KS-052
 Aluminum material

L	H	h	W	Weight	Load	T
71cm 27.9"	213.36cm 7 feet	78.5cm 30.9"	1.1kg 2.42lb	70cm 27.56"	4kg 8.8lb	T



080AC Midi Click Stand w/ Air Cushion

8ft Midi Click stand with 2 risers, 3 sections
 Dia.: 1", 7/8", 3/4"
 Leg Dia.: 3/4"
 With KS-052
 Aluminum material

L	H	h	W	Weight	Load	T
89cm 35"	243.84cm 8 feet	104.5cm 41.1"	1.3kg 2.86lb	109cm 42.9"	5kg 11lb	T

In addition to the clever interlocking mechanism that allows the stands to be linked to another in just a snap. These stands also feature a detachable central pole which can be easily removed from base and used as a boom stick. Ideal for mobile lighting on location so that you can go anywhere and position the light in any way you need. The innovative central pole spring locking design equipped in the side of pole which allows effortless twist-to-lock the pole inside the base. The central pole will be locked firmly until the spring release button is pressed.

More features:

1. Aluminum die casting riser and stainless heli-coil insert provides a durable thread hole.
2. Aluminum die casting knob with stainless steel bolt for a long-lasting clamping operation.
3. A sizable brake shoe to ensure positive lock off.
4. Assembled by nuts & bolts instead of fixed rivets for easier maintenance and tightness.



YOUTUBE
KUPO SNAP STAND
(CLICK STAND SERIES)
(090 & 121)



5/8" (16mm) receiver with 5/8" (16mm) spigot

Aluminum locking collar and knob

Nuts and bolts



A clever interlocking mechanism allows the user to fold the stand flat and simply click it to another.

090
9ft Click Stand w/ Removable Center Column

9ft Click Stand with 2 risers, 3 sections
 Dia.: 35mm, 30mm, 25mm
 Leg Dia.: 22mm

L	H	h	W	max	max	T
106cm 41.7"	277cm 9 feet	122cm 48"	2.7kg 5.95lb	110cm 43.3"	10kg 22lb	S2

Telescopic central pole of 090:



L	H	W
100cm 39.4"	255cm 100.4"	1.5kg 3.3lb

121
12ft Click Stand w/ Removable Center Column

12ft Click Stand with 3 risers, 4 sections
 Dia.: 35mm, 30mm, 25mm, 20mm
 Leg Dia.: 22mm

L	H	h	W	max	max	T
107cm 42.1"	366cm 12 feet	127.5cm 50"	3kg 6.6lb	110cm 43.3"	9kg 19.8lb	A

Telescopic central pole of 121:



L	H	W
105cm 41.5"	347cm 136"	1.77kg 4lb

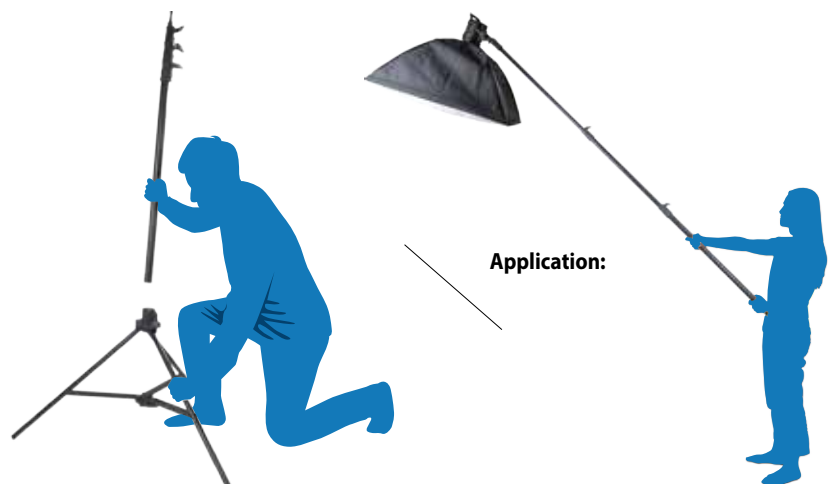
More Features:



Central column can be detached from the base.




Release button



Application:


Made of sturdy 1,000 D Cordura Nylon with a moderately padded interior, Kupo light stand bags are made to store or carry your light stands on location with ease. The adjustable wide shoulder strap allows comfortable hand-free carrying over the shoulder. The additional handles make it easy to carry the bag horizontally when you have a backpack full of gear. The sturdy dual zipper can be placed in either the open or closed position. The wrap-around zipper provides a large opening making it easy to get stands in and out of the bag. A great bag to handle all of your light stand needs.



KSB-030 Click Stand Bag (Small)  770g
1.71lb

Allows up to 4 Kupo Click stands up to 89cm (35").
Interior Dimensions: 35.43 x 7.09" (L: 90 x D: 18cm)



KSB-036 Click Stand Bag (Large)  840g
1.86lb

Allows up to 3 Kupo Click stands up to 107cm (42.1").
Interior Dimensions: 43.31 x 7.87" (L: 110 x D: 20cm)

More features:

1. Padded on the top and bottom helps keep your stands protected.
2. Additional inner pouch provides extra space for storing accessories.
3. The additional handles make it easy to carry the bag horizontally.
4. A pull strap at the bottom of the bag for easy removal from overhead bins.



YOUTUBE
KUPU CLICK STAND
& SNAP STAND BAGS
(KSB-030 & KSB-036)



191 Aluminum Baby Boom Stand

3 risers, 4 sections.

Dia.: 35mm, 30mm, 25mm, 20mm

Leg Dia.: 22mm

Aluminum material

Dual 5/8"(16mm) receiver with detachable baby pin

L	H	b	W			T	
114cm 44.5"	393cm 128"	132cm 51.1"	2.7kg 5.9lb	108cm 42.5"	9kg 19.84lb	S2	KC-080R (Optional)

The Kupo Aluminum Baby Boom Stand is specially designed for both regular light stand use and quick conversion into a boom using a second riser pivot. By extending the second column to its full length, you can effortlessly press the lever to reveal a stand equipped with a two-section boom arm which is capable of handling weights up to 2 kg (4.5lb). The boom's adjustable length extends from 111cm (44") to 191cm (75"), ensuring optimal adaptability. For added stability during boom operation, a 6kg (13lb) empty sandbag is provided and recommended for use whenever the boom is extended. Featuring a dual direction 5/8" (16mm) baby receiver with a detachable baby pin on the stand top, this stand allows it to connect with lighting fixtures, softbox and other video or sound equipment. Additionally, two cable clips are included to enhance cable management for a tidy setup. A must have versatile light stand for photographer on location or in the studio.

Note: Ensure that the boom arm is aligned with one of the stand legs and attach the counterweight to maintain balance for the entire setup.



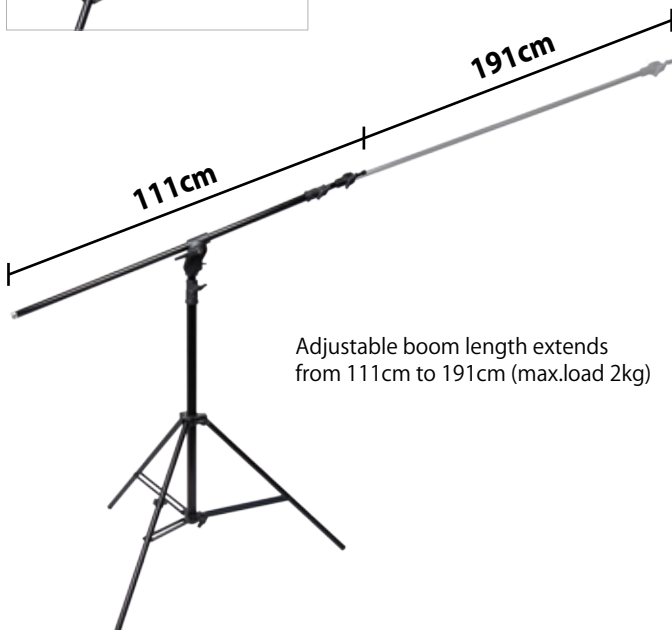
Collapse completely with 44.5" (114cm)



Adjustable pivot clamp to make boom angle from 45 to 135 degree



Heavy duty double leg struts and a wide footprint of 42.5" for extra strength and stability



Adjustable boom length extends from 111cm to 191cm (max.load 2kg)



Aluminum casting made dual direction 5/8" (16mm) baby receiver



With KSD-1680S empty saddle sandbag 13lb (6kg) to keep balance



A steel made universal adaptor spigot in black featuring a double-sided baby 5/8" (16mm) stud with 1/4"-20 male thread on one side and a 3/8"-16 male thread on the other



YOUTUBE
KUPO UNIVERSAL
STAND (198)



198 Universal Stand / 198AC w/Air Cushion

3 risers, 4 sections.
Dia.: 35mm, 30mm, 25mm, 20mm
Leg Dia.: 22mm
Aluminum material

107cm 42.1"	385cm 151.6"	114cm 44.9"	2.44kg 5.38lb	110cm 43.3"	9kg 19.8lb	T	KC-080R (Optional)



YOUTUBE
KUPO MIDI
BABY KIT STAND
(194)



194 Midi-Baby Kit Stand

3 risers, 4 sections
Dia.: 35mm, 30mm, 25mm, 20mm
Leg Dia.: 22mm
Aluminum material / Welded stand top

90cm 35.43"	315cm 124"	89.5cm 35.23"	2.4kg 5.3lb	96cm 37.7"	9kg 19.8lb	A	KC-080R (Optional)



YOUTUBE
KUPO BABY
KIT STAND (195)



195 Baby Kit Stand

3 risers, 4 sections.
Dia.: 35mm, 30mm, 25mm, 20mm
Leg Dia.: 22mm
Aluminum material
Welded stand top

107cm 42.1"	385cm 151.6"	125.8cm 49.5"	2.48kg 5.47lb	110cm 43.3"	9kg 19.8lb	A	KC-080R (Optional)



YOUTUBE
KUPO BABY KIT STAND
W/ SQUARE TUBULAR LEGS
(195S)



195S Baby Kit Stand W/ Square Tubular Legs

3 risers, 4 sections.
Dia.: 35mm, 30mm, 25mm, 20mm
Leg Dia.: 22mm x 22mm
Aluminum material
With 1 leveling leg
Welded stand top

108cm 42.5"	400cm 157.5"	124cm 48.9"	3.3kg 7.28lb	112cm 44.1"	10kg 22lb	A

169M
Classic Stand

2 risers, 3 sections.
Dia.: 35mm, 30mm, 25mm
Leg Dia.: 22mm
Aluminum material
w/ KS-017 Universal 16mm light stud.

L	H	b	W	F.F.F.D	m.b.x	T	C
101cm 39.8"	290cm 114.2"	100cm 39.37"	2.2kg 4.8lb	109cm 42.9"	10kg 22lb	S	KC-080R (Optional)



YOUTUBE
KUPO SHORTY STAND
(175M)



175M
Shorty Stand

3 risers, 4 sections.
Dia.: 35mm, 30mm, 25mm, 20mm
Leg Dia.: 22mm
Aluminum material
w/ KS-017 Universal 16mm light stud.

L	H	b	W	F.F.F.D	m.b.x	T	C
70cm 27.6"	213cm 83.9"	70.5cm 27.8"	1.83kg 4.03lb	73cm 28.74"	9kg 19.8lb	S	KC-080R (Optional)



YOUTUBE
KUPO BABY
KIT STAND
(193)



193
Medium Baby Kit Stand/Square Tubular Legs

3 risers, 4 sections
Dia. 35mm, 30mm, 25mm, 20mm
Leg Dia: 22mm x 22mm
Aluminum material
With one leveling leg
With welded stand top

L	H	b	W	F.F.F.D	m.b.x	T
88cm 34.6"	288cm 113"	87cm 34.3"	2.5kg 5.5lb	88cm 34.6"	10kg 22lb	A



Japanese type stands features an I.D. 17.5 mm female receiver top attachment of stands.



Clever interlocking mechanism that allows to fold stand flat and click it to another.

070AC-J Mini Click Stand w/ Air Cushion - J Type

7 ft Mini Click stand with 3 risers, 4 sections

Dia.: 1", 7/8", 3/4", 5/8"

Leg Dia.: 3/4"

Aluminum material, Black anodized

L	H	h	W	W	max	T
72cm 28.35"	215cm 7 feet	77cm 30.31"	1.1kg 2.42lb	70cm 27.56"	4kg 8.8lb	J

080AC-J Midi Click Stand w/ Air Cushion - J Type

8 ft Midi Click stand with 2 risers, 3 sections

Dia.: 1", 7/8", 3/4"

Leg Dia.: 3/4"

Aluminum material, Black anodized

L	H	h	W	W	max	T
91cm 35.83"	246cm 8 feet	107.5cm 42.32"	1.3kg 2.86lb	109cm 42.9"	5kg 11lb	J

121-J Grant Snap Stand - J Type

12 ft Grant Snap Stand with 3 risers, 4 sections

Dia.: 35mm, 30mm, 25mm, 20mm

Leg Dia.: 22mm

Aluminum material, Black anodized

L	H	h	W	W	max	T
108cm 42.52"	382cm 12 feet	127cm 50"	3.1kg 1.22lb	110cm 43.3"	9kg 19.8lb	J



Aluminum locking collar and knob



bolts and nuts



Central column allowed to be detached from the base.



3 risers, 4 sections.
Dia.: 35mm, 30mm, 25mm, 20mm
Leg Dia.: 22mm
Welding stand top

135MB-J Midi-Max Kit Stand - J Type

Steel material, Black powder coated

L	H	h	W	W	max	T	C
97cm 38.2"	339cm 133.4"	111cm 43.7"	6kg 13.2lb	104cm 40.9"	9.98kg 22lb	J	KC-080R (Optional)

194-J Midi-Baby Kit Stand - J Type

Aluminum material, Black anodized

L	H	h	W	W	max	T	C
90cm 35.43"	315cm 124"	100cm 39.3"	2.4kg 5.3lb	96cm 37.7"	9kg 19.8lb	J	KC-080R (Optional)

195-J Baby Kit Stand - J Type

Aluminum material, Black anodized

L	H	h	W	W	max	T	C
107cm 42.13"	381cm 150"	126cm 49.6"	2.42kg 5.34lb	112cm 44.1"	9kg 19.8lb	J	KC-080R (Optional)

195S-J Baby Kit Stand w/ Square Legs - J Type

Aluminum material, Black anodized / With 1 leveling leg (22 x 22mm)

L	H	h	W	W	max	T
107cm 42.13"	382cm 150"	125cm 49.2"	3.3kg 7.28lb	112cm 44.1"	10kg 22lb	J



YOUTUBE
KUPO RUNWAY
BASE STAND (350)

350 Runway Base Stand

The chrome plated steel Runway Stand Base is a low rolling stand base designed to work with large lighting fixtures. Adding an extension column to the junior 1-1/8" (28mm) receiver can easily create a mobile rolling stand. The leg design allows the Runway Stand Base to be folded parallel to one another for easy storage and transportation.

H 26cm 10.2"	W 5.2kg 11.4lb	M 75cm 29.5"	M 70kg 154.3lb	T U
---------------------------	-----------------------------	---------------------------	-----------------------------	---------------



Junior receiver w/
extension tube.

Folds for storage & travel.



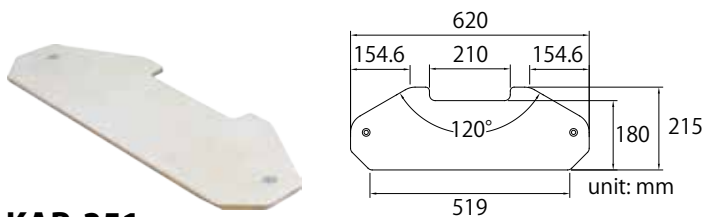
351 Mighty Runway Base Stand w/ One 99cm Leg

This Mighty Runway Stand Base features an extra 12cm longer leg providing additional stability when it is necessary to make a boom rig. 3/8"-16 female threads on each leg offer flexibility to mount a baby pin or fixed a custom mounting plate etc. The legs designed to be folded parallel to one another for easy storage and transportation. The junior 1-1/8" (28mm) receiver accepts a C Stand riser section to make your C Stands mobile.

L 56cm 22.04"	H 26cm 10.2"	W 5.2kg 11.4lb	M 75cm 29.5"	M 70kg 154.3lb	T U
----------------------------	---------------------------	-----------------------------	---------------------------	-----------------------------	---------------



Allows to connect any equipment comes with 3/8"-16 male thread.



KAB-351

Mighty Runway Base Stand Platform

W 1kg 2.2lb



This wooden platform is tailored-made for Kupo Mighty Runway Stand Base. Made of 12mm thick high quality plywood with a neutral wood color smooth finish, the platform is ideal for counterweighting the stand base and providing extra space for your ballast or any equipment which fits for the platform size. The 3/8"-16 flat head screws are provided for firmly mounted the platform on the leg of stand base.

Note: keep your feet off the platform to prevent from tip-over accidents

The Kupo 340 Roller Base Stand with wheels is specifically designed for lighting fixtures that need to be placed in low positions. Features a quick-release locking system equipped on each leg for folding and unfolding the stand within seconds. It also comes with a universal stand top that allows it to fit into any fixture. Comes with a junior pin or baby receiver. Meanwhile, your own rolling stand is available by simply adding a century stand column into the junior receiver (28mm socket). One leg is supplied with a leveling device for adjusting the stand on uneven ground. One extendable leg (additional 12cm / 4.7") is designed for allowing an increase to the loading capability while connecting a boom arm.



340 Roller Stand Base

- 1 leveling leg
- 1 extendable leg (additional 12cm)
- Quick-action spring / Locking system

 35.5cm 14"	 36.5cm 14.4"	 5.4kg 12lbs	 75cm 29.5"	 40kg 88lbs	 V
---	---	--	---	---	---



Pull spring locking device to release.



Push down the leg to lock.

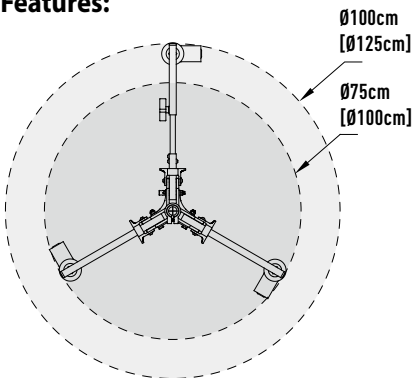


YOUTUBE
KUPO ROLLER
STAND BASE (340)



YOUTUBE
KUPO QUICK-ACTION
ROLLER STAND FOLD-UP BASE
(340)

Features:



Additional 12cm / 4.7" extended (one leg).



Quick-action spring locking system.



Quick-action folding legs.



Leveling leg (one leg).



Low profile base for easy positioning.



Universal stand top.

Steel column roller stand with the braked wheel allows you to get your lights mobile in the studio or on location with ease and convenience. It features an 8ft chrome plated steel tube and a spring-loaded sliding arm which can be mounted with a lighting fixture, camera, Tethermate or anything with baby pin/receiver. The height of the sliding arm can be quickly adjusted with only one hand from floor level to the top of column. The fold-away base with wheels can be removed easily to facilitate storage or transport.



KD-C25P cable clip x 1 pc is included.

Ideal for docking camera



390M Steel Column Roller Stand (include 1pc KS-190)

Dia.: 35mm
 1 leveling leg
 1 extendable leg (additional 12cm / 4.7")
 Chrome Plated Steel
 Sliding Arm included
 8ft (240cm) high column assembled by two 4ft (120cm) high columns.

124cm 48.9"	260cm 102.4"	8.8kg 19.4lb	100cm 39.37"	8kg 17.6lb




YOUTUBE
KUPO STEEL COLUMN ROLLER STAND (390M)



KS-190

The spring-loaded sliding arm comes with a 5/8" baby stud which allows mounting of a light that can be glided into position easily with only one hand. Designed to fit onto the Kupo 390M steel column stand or any column of 35mm diameter.



8 feet (240cm) steel column is assembled by 2 sections of Dia.35mm 4 feet (120cm) tube through hex screws and flexible aluminum joints with a central slot. So making it easier to disassemble for convenient carry or store.



Features a quick-release locking system for easy move around and storage.

Application:



346M Junior Boom Roller Stand

3 risers, 4 sections
 Dia.: 45, 40, 35, 30mm
 1 leveling leg
 1 extendable leg (additional 12cm / 4.7")
 Black steel base, chrome steel sections
 Features pivoting collar allows for use either as a standard light stand or boom

Make sure the boom arm is in line with extended leg and get the counter weight mounted on it to keep the whole configuration balance.

L	H	h	W	T	max	T
173cm 68.2"	380cm 149.6"	183cm 72"	15.6kg 34.4lb	100cm 39.37"	30kg 66lb	V



YOUTUBE
 KUPO 2-SCT LOW BASE
 WIND-UP STAND (382M)



382M 2 SCT Low Base Wind-up Stand

1 riser, 2 sections
 Dia.: 55, 45mm
 1 leveling leg
 1 extendable leg (additional 12cm / 4.7")
 Black steel base, Chrome steel sections

L	H	h	W	T	max	T
115cm 45.28"	190cm 74.8"	130cm 51.19"	14.1kg 31lb	100cm 39.37"	35kg 77lb	UE



370M Lowboy Junior Roller Studio Stand

2 risers, 3 sections
 Dia.: 45, 40, 35mm
 1 leveling leg
 1 extendable leg (additional 12cm / 4.7")
 Black steel base
 Chromed plated steel section (45mm)
 Anodized aluminum sections (40 & 35mm)

L	H	h	W	T	max	T
71cm 27.95"	120cm 47.24"	81cm 31.89"	7.8kg 17lb	75cm 29.52"	25kg 55lb	V



360M Aluminum Studio Stand

2 risers, 3 sections
 Dia.: 35, 30, 25mm
 1 leveling leg
 1 extendable leg (additional 12cm / 4.7")
 Black steel base, black anodized
 Aluminum sections

L 126cm 49.6"	H 296cm 116.5"	W 7.0kg 15.4lb	F 100cm 39.37"	T 15kg 33lb	V
----------------------------	-----------------------------	-----------------------------	-----------------------------	--------------------------	----------



380M Steel Studio Stand

1 riser, 2 sections
 Dia.: 35, 30mm
 1 leveling leg
 1 extendable leg (additional 12cm / 4.7")
 Black steel base
 Chrome steel sections

L 110cm 43.3"	H 203cm 80"	W 7.8kg 17lb	F 75cm 29.5"	T 20kg 44lb	V
----------------------------	--------------------------	---------------------------	---------------------------	--------------------------	----------

300M High Junior Roller Stand

3 risers, 4 sections.
 Dia.: 45mm, 40mm, 35mm, 30mm
 Leg Dia.: 25mm x 25mm
 Chrome plated steel
 with KC-100S caster
 Spring cushioned

L	H	h	W	F	M	T
142cm 55.9"	428cm 168.5"	148cm 58.3"	14.9kg 32.8lb	129cm 50.8"	40kg 88.2lb	V



YOUTUBE
 KUPO HIGH ROLLER
 STAND (300M)



May stand alone with legs folded.



YOUTUBE
 KUPO BABY ROLLER
 STAND (320M)



320M Baby Roller Stand

2 risers, 3 sections.
 Dia.: 35mm, 30mm, 25mm
 Leg Dia.: 22mm x 22mm
 Chrome plated steel
 with KC-080S caster

L	H	h	W	F	M	T
114cm 44.9"	270cm 106.3"	124cm 48.8"	7.48kg 16.49lb	106cm 41.7"	12kg 26.5lb	A

330M High Baby Roller Stand

3 risers, 4 sections.
 Dia.: 40mm, 35mm, 30mm, 25mm
 Leg Dia.: 22mm x 22mm
 Chrome plated steel
 with KC-080S caster

L	H	h	W	F	M	T
130cm 51.2"	420cm 165.4"	138cm 54.3"	10kg 22lb	110cm 43.3"	12kg 26.5lb	A





YOUTUBE
**KUPO MIDI-MAX
 BABY KIT STAND (135M)**

135M Midi-Max Kit Stand

3 risers, 4 sections.
 Dia.: 35mm, 30mm, 25mm, 20mm
 Leg Dia.: 22mm
 Chrome plated steel

105cm 41.3"	350cm 137.8"	98cm 38.6"	5.6kg 12.3lb	104cm 40.9"	13kg 28.7lb	A KC-080R (Optional)



YOUTUBE
**KUPO HEAVY DUTY
 BABY STAND (145M)**

145M Heavy Duty Baby Stand

3 risers, 4 sections.
 Dia.: 35mm, 30mm, 25mm, 20mm
 Leg Dia.: 22mm
 Chrome plated steel

115cm 45.3"	400cm 157.5"	135cm 53.1"	6.5kg 14.3lb	120cm 47.2"	13kg 28.7lb	A KC-080R (Optional)



YOUTUBE
**KUPO HIGH BABY
 STAND (155M)**

155M High Baby Stand

3 risers, 4 sections.
 Dia.: 35mm, 30mm, 25mm, 20mm
 Leg Dia.: 22mm x 22mm with 1 leveling leg
 Chrome plated steel

120cm 47.2"	420cm 165.4"	140cm 55.1"	8.0kg 17.6lb	137cm 53.9"	25kg 55.1lb



227MB Master Combo Alu Senior - Black

2 risers, 3 sections.
 Dia.: 35mm, 30mm, 25mm
 Leg Dia.: 22mm
 With 1 leveling leg
 Aluminum material



YOUTUBE
 KUPO COMBO
 ALU SENIOR STAND (227M)

L	H	b	W	P.F.S.Q.	max	T	C
122cm 48"	315m 124"	118cm 46.5"	4.65kg 10.25lb	118cm 46.5"	12kg 26.5lb	V	KC-080R (Optional)



228 Master Combo Stand - Silver

1 riser, 2 sections.
 Dia.: 35mm, 30mm
 Leg dia.: 22mm
 With 1 leveling leg
 Chrome plated steel
 Spring cushioned

L	H	b	W	P.F.S.Q.	max	T	C
122cm 48"	230m 90.6"	112cm 44.1"	8.9kg 19.62lb	118cm 46.5"	30kg 66.1lb	V	KC-080R (Optional)



228MB Master Combo Stand w/ Caster - Black

1 riser, 2 sections.
 Dia.: 35mm, 30mm
 Leg dia.: 22mm
 With 1 leveling leg
 Black powder coated steel with KC-080R caster
 Spring cushioned

L	H	b	W	P.F.S.Q.	max	T
122cm 48"	230m 90.6"	112cm 44.1"	8.98kg 19.7lb	118cm 46.5"	30kg 66.1lb	V



YOUTUBE
 KUPO MASTER COMBO
 HD STAND (226M)

226MB Master Combo HD Stand-Black

2 risers, 3 sections.
 Dia.: 40mm, 35mm, 30mm
 Leg Dia.: 22mm
 with 1 leveling leg
 Spring cushioned
 Powder coated steel

L	H	b	W	max	max	T	C
132cm 52"	340cm 133.9"	112.5cm 48.2"	10kg 22lb	138cm 54.3"	40kg 88.2lb	v	KC-080R (Optional)

226M Master Combo HD Stand-Silver

2 risers, 3 sections.
 Dia.: 40mm, 35mm, 30mm
 Leg Dia.: 22mm
 with 1 leveling leg
 Spring cushioned
 Chrome plated steel

L	H	b	W	max	max	T	C
132cm 52"	340cm 133.9"	112.5cm 48.2"	10kg 22lb	138cm 54.3"	40kg 88.2lb	v	KC-080R (Optional)



YOUTUBE
KUPO MASTER
CINE STAND (542M)

542M Master Cine Stand-Silver
542MB Master Cine Stand-Black

2 risers, 3 sections.
Dia.: 45mm, 40mm, 35mm
Leg Dia.: 25mm x 25mm
With 1 leveling leg
Silver: Chrome Plated Steel
Black: Powder Coated Steel

143cm 56.3"	350cm 137.8"	139.5cm 54.9"	11.1kg 24.4lb	138cm 54.3"	40kg 88.2lb	V	KC-100M & KC-215S (Optional)



KCP-738 Super Convi
Clamp for Arri PSU Rail
Mount

KC-100M Dia.100mm
caster w/brake and
25mm x 25mm square
leg speed adapter

543M Master High Cine Stand-Silver
543MB Master High Cine Stand-Black

3 risers, 4 sections.
Dia.: 45mm, 40mm, 35mm, 30mm
Leg Dia.: 25mm x 25mm
With 1 leveling leg
Silver: Chrome Plated Steel
Black: Powder Coated Steel

150cm 59.0"	445cm 175.1"	149cm 58.7"	12.5kg 27.5lb	140cm 55.1"	40kg 88.2lb	V	KC-100M & KC-215S (Optional)	

546M K-Stand - Junior Boom Stand

3 Risers, 4 sections
 Dia.: 45mm, 40mm, 35mm, 30mm
 Leg Dia.: 25 x 25mm
 Chrome Plated Steel
 With one leveling leg

							
160cm 63"	510cm 200"	166cm 65.4"	16.1kg 35.49lb	134cm 52.8"	30kg 66lb	V	Included: KC-100S Optional: KC-215S


Kupo 546M K-stand is a Junior Boom Stand with one leveling leg. In addition to being a standard light stand for general use, it can easily be converted into a junior boom arm by pulling the central tube out from the stand. Constructed with chrome plated steel, square-end legs and a strong pivoting collar, the Kupo K-Stand offers stable support for a medium sized light fixture with a softbox or umbrella. One leveling leg is also equipped to stabilize the load on uneven terrain. The optional casters, KC-100S can be added for easy rolling of the stand.



Pivoting collar with adjustable lever handle allows the K-Stand to be easily used either as a standard light stand or boom.



The neck with dia. 14mm hole in the end of tube for counterweight.



Standard Light Stand

Boom Arm Stand

Min Extension: 155cm (61")
 Max Load: 30kg (66lb)


Max Extension: 268cm (105.5")
 Max Load: 8kg (17.6lb)



YOUTUBE
KUPO JUNIOR BOOM
STAND (546M)



Triple function stand top with junior receiver, baby pin and baby receiver.



Downward position for baby stud.



Upright position for baby stud.



YOUTUBE
KUPO LOW MIGHTY
BABY STAND (185M)

185M Low Mighty Baby Stand

2 risers, 3 sections
 Dia.: 35mm, 30mm, 25mm
 Leg Dia.: 22mm x 22mm
 Chrome plated steel
 With 1 leveling leg
 Designed to be used with a heavy fixture placed at low level.

L	H	b	W			T
57cm 22.4"	101cm 39.8"	56.6cm 22.3"	3.7kg 8.15lb	48cm 18.9"	15kg 33lb	A



YOUTUBE
KUPO LOW MIGHTY
STAND (310M)



310M Low Mighty Stand

2 risers, 3 sections.
 Dia.: 45mm, 40mm, 35mm
 Leg Dia.: 25mm x 25mm
 Chrome plated steel
 With 1 leveling leg

L	H	b	W			T	
92cm 36.2"	205cm 80.7"	90cm 35.4"	8.0kg 17.6lb	104cm 40.9"	35kg 77.2lb	V	KC-100S (Optional)



YOUTUBE
SHORT LOW
MIGHTY STAND
(186M)



186M Short Low Mighty Stand

2 risers, 3 sections
 Dia.: 35mm, 30mm, 25mm
 Leg Dia.: 22mm x 22mm
 Chrome plated steel
 With 1 leveling leg
 Designed to be used with a heavy lighting fixture placed at low level.

L	H	b	W			T
57cm 22.4"	101cm 39.8"	64.5cm 25.4"	4.5kg 10lb	48cm 18.9"	15kg 33lb	V



473B Tall Stand-Black

2 risers, 3 sections.
 Dia.: 35mm, 30mm, 25mm
 Leg Dia.: 22mm
 With 1 leveling leg
 Powder coated steel
 Spring cushioned

Smaller footprint ideal for confined space.
 Lightweight for easier transportation.

L	H	b	W	W	T
155cm 61"	380cm 149.6"	149.5cm 58.9"	11.5kg 25.35lb	102cm 40.2"	25kg 55lb



653MR Steel Senior Stand

3 risers, 4 sections.
 Dia.: 50mm, 45mm, 40mm, 35mm
 Leg Dia.: 30mm x 30mm
 With 1 leveling leg
 Chrome plated steel

L	H	b	W	W	T	C
144cm 57"	455cm 179"	144cm 57"	16.2kg 35.6lb	174cm 68.5"	45kg 99.2lb	KC-100G (Optional)

Kupo wind-up stands are constructed with chrome plated steel and a geared column that enables a single operator to raise and lower heavy loads safely with just the turn of a handle. Both risers extend simultaneously at one elevation of 4.4cm per handle turn. The unique automatic self-locking mechanism is equipped to prevent the light stand from dropping unexpectedly making the operation safer. All metal parts are made of stainless steel making our wind-up stands more robust, sturdy, and with excellent resistance to corrosion.

PATENTED

The safety pin will automatically insert into the hole in the tube when the wind-up is used.

FEATURES OF WIND-UP STAND:



LOCK POSITION
The safety pin will be inserted automatically into the hole in the tube when the wind-up engages.



The stand top is mounted by a steel bolt through the top tube that insures sturdy and solid assembly.



UNLOCK POSITION
The inside spring will bring the safety pin back.



The crank handle folds back for travel. It also can be placed in between tripod legs to prevent the risers from falling accidentally if the lock is unexpectedly disengaged.



The tension of the brake shoe can be adjusted with an Allen wrench.



Velcro is supplied for better cable management.



Top section tube can be adjusted by stepping on the foot step.



By using the leveling leg the stand can be quickly leveled on uneven terrain.



Bright color warning sticker for safety operation.



Casters are optional for easily moving the stand. The stand foot is rugged zinc-casting. Dia.: 100mm with brake and M10 attachment. There are three in a set. **(KC-100)**



483-BP Base Plate
Optional accessory to be used when the stand has to be secured to the floor for safety reasons. Compatible with stand models: 481, 482T, 483T and 470. (Set of 3)



YOUTUBE
KUPO 3 SECTION
WIND UP STAND
(483T)



YOUTUBE
KUPO BIG BOOM
(KCP-636B)
& 3 SECTION
WIND UP STAND
(483T)

483T
3 SCT Wind-Up Stand
w/ Auto Self-Locking Device- Silver

3 sections. Dia.: 55mm, 45mm, 38mm. Leg Dia.: 30mm.
2 risers extend simultaneously at one elevation of 4.4cm per handle turn.
Safety cable ensures simultaneous retrieval of all sections.
Chrome plated steel stand w/ geared column. With 1 leveling leg.

L	H	h	W	W	↓	T	G
181cm 71.3"	380cm 149.7"	172.5cm 67.9"	22.8kg 50.2lb	128cm 50.4"	30kg 66.1lb	v	KC-100 (Optional)



483BT
3 Section Wind-Up Stand
w/ Auto Self-Locking Device Black

3 sections. Dia.: 55mm, 45mm, 38mm. Leg Dia.: 30mm.
2 risers extend simultaneously at one elevation of 4.4cm per handle turn.
Safety cable ensures simultaneous retrieval of all sections.
Powder coated steel stand w/ geared column.
With 1 leveling leg.

181cm 71.3"	380cm 149.7"	172.5cm 67.9"	22.8kg 50.2lb	128cm 50.4"	30kg 66.1lb	v	KC-100 (Optional)









483SH
Short 3 Section Wind-Up Stand

3 sections. Dia.: 55mm, 45mm, 38mm Leg Dia.: 30mm
2 risers extend simultaneously at one elevation of 4.4cm per handle turn.
Safety cable ensures simultaneous retrieval of all sections.
Chrome plated steel stand w/ geared column.
With 1 leveling leg

152cm 59.84"	262cm 103.14"	132cm 51.96"	18.8kg 41.36lb	128cm 50.4"	30kg 66lb	v	KC-100 (Optional)

482T 2 SCT Wind-Up Stand

1 riser, 2 sections.
 Elevation: 2.2cm per handle turn
 Dia.: 55mm, 45mm
 Leg Dia.: 30mm
 With 1 leveling leg
 Auto Self-Locking device
 Chrome plated steel with geared column

							
160cm 63"	245cm 96.5"	145cm 57"	18.1kg 40lb	128cm 50.4"	45kg 99.2lb	UE	KC-100 (Optional)



481 2 SCT Wind-Up Followspot Stand

1 riser, 2 sections.
 Elevation: 2.2cm per handle turn
 Dia.: 55mm, 45mm
 Leg dia.: 30mm
 With 1 leveling leg
 Auto Self-Locking device
 Chrome plated steel with geared column

							
110cm 43.3"	145cm 57.1"	91cm 35.8"	13.6kg 30lb	110cm 43.3"	50kg 110.2lb	UE	KC-100 (Optional)

470 Followspot Stand

1 riser, 2 sections.
 Dia.: 50mm, 40mm
 Leg dia.: 30mm
 With 1 leveling leg
 Chrome plated center post
 Memory collar

							
109cm 43"	147cm 57.9"	92cm 36.2"	7.58kg 16.7lb	110cm 43.3"	40kg 88.2lb	UE	KC-100 (Optional)

Features a mechanical lifting assist with a hand-crank and an auto-locking safety system that enables a single operator to lift heavy loads with precision and confidence. The center tube, legs and U-shape struts are constructed from stainless steel with top two chrome plated steel sections for extra stability and allows the safety loading weight up to 80kg / 176.3lb.

PATENTED

The safety pin will automatically insert into the hole in the tube when the wind-up is used.

FEATURES OF HEAVY DUTY WIND-UP STANDS:



Attaching to the eyelets of stand to tether the top of stand to the ground with the ropes. (Optional)

RS-RR3807 | Rope Ratchet Tie Down

The rope is braided by polyester which is 3/8" (9.5mm) in diameter and 23' (7M) in length.



28mm socket with 3 side holes for wind bracing kit.



Auto Self-Locking Device stops unexpected drop off, and makes operation safer.



Solid and strong handle with slip-free design.



Larger foot step with skidproof texture design.



KC-215A Pneumatic Wheel With Adapter Plate

Optional Pneumatic Wheel for 484 & 485
Dia.: 215mm (8") w/ brakes 28.4lb
Leg size: Dia. 35mm
Set of three



U-shaped struts are made of stainless steel for extra stability and safety.



KC-150 industry 6" braked caster with angle adjustable plate allows 484 to securely stand on the ground when the caster is removed.



484 Heavy Duty Wind-Up Stand with Braked Caster

3 sections. Dia.: 70mm, 60mm, 50mm
Leg Dia.: 35mm
2 risers extend simultaneously at one elevation of 4.4cm per handle turn.
Top 2 sections: Chrome plated steel
Center tube & legs: Stainless steel
With 1 leveling leg
With Auto Self-Locking Device
With KC-150 Braked Caster



Included: KC-150
Optional: KC-215A



484



485



485

Heavy Duty Wind Up Low Base Stand w/ Braked Caster

3 sections. Dia.: 70mm, 60mm, 50mm

Leg Dia.: 35mm

2 risers extend simultaneously at one elevation of 4.4cm per handle turn.

Top 2 sections: Chrome plated steel

Center tube & legs: Stainless steel

With 1 leveling leg

With Auto Self-Locking Device

With KC-150 Braked Caster

L 156cm 61.4"	H 270cm 106"	h 140.5cm 55.31"	W 34kg 75lb	F 130cm 51.2"	M 80kg 176.3lb	T UW	C Included: KC-150 Optional: KC-215A
----------------------------	---------------------------	-------------------------------	--------------------------	----------------------------	-----------------------------	----------------	---



YOUTUBE
HEAVY DUTY WIND-UP
LOW BASE STEEL STAND
(485)

The Kupo Jumbo Stand, made from chrome plated steel, is specifically designed to satisfy the industry's requirement for extra heavy loads with the ultimate of safety in mind. The Kupo Jumbo Stand can support a load capacity up to 70kg (154lb) and delivers a maximum working height of 6.1m (20') when fully extended. Features Kupo's direct drive gear mechanism and auto-locking instead of pulleys and cables.

Features:

1. Large size T-handle on each riser is ergonomically designed for maximum torque.
2. 28mm (1-1/8") junior receiver with 3 eyelets for wind bracing kit.
3. Dual handle equipped on bottom spider casting for easily folding the base.
4. Leg brace is made of rectangular steel tubing for maximum stability and safety.
5. Auto self-locking device prevents unintentional and uncontrolled lowering of the load.
6. Industry 6" (152mm) braked caster included makes stand moveable in the studio or on location.
7. Assembled by nuts and bolts for easier maintenance and tightness adjustable instead of fixed rivet.



28mm (1-1/8") junior receiver with 3 eyelets for wind bracing kit.



Large size T-handle on each riser is ergonomically designed for maximum torque.



Extension limit marking on each section



Auto self-locking device prevents unintentional and uncontrolled lowering of the load.



The detachable ratcheted crank handle prevents damage and reduces protrusions during transportation or storage.




RS-RR3807 | Rope Ratchet Tie Down

The rope is braided by polyester which is 3/8" (9.5mm) in diameter and 23' (7M) in length.

Attaching to the eyelets of stand to tether the top of stand to the ground with the ropes. (Optional)

KC-254C | Pneumatic Wheel Set

The optional pneumatic wheels provide a smooth off-road ride with shock absorption. The unique directional lock offers stable movement without wheel misalignment, and brake ensure maximum safety.



Dia. 6mm x 10M nylon rope with stainless spring hook are included for attaching to the eyelets of stand to tether the top of stand to the ground (set of 3).



Leg brace is made of rectangular steel tubing (30x30mm) for maximum stability and safety.



Industry 6" (152mm) braked caster included makes stand moveable in the studio or on location.



Dual handle equipped on bottom spider casting for easily folding the base.



The unique gear machinery design keeps the caster that allows moving the stand easy with the base closed.

756M Jumbo Stand w/ Braked Wheel

4 risers, 5 sections.

Leg Dia.: 30 x 30mm

Chrome plated steel stand with braked wheels

Dia.: 90mm, 80mm, 70mm, 60mm, 50mm

Wind bracing kit is included

L
2.3m
7.54'

H
6.1m
20'

h
1.93m
6.33'

W
71kg
156lb

h
2.1m
7'

max
70kg
154lb

T
UW

C
Included:
KC-160C
Optional:
KC-254C



744M Jumbo Stand - 4 sections

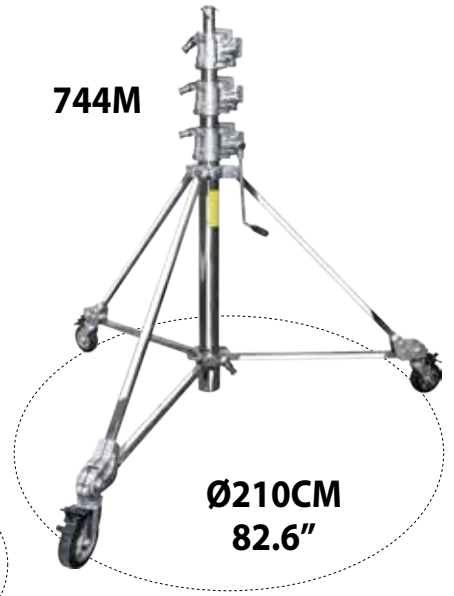
3 risers, 4 sections
 Dia.: 90mm, 80mm, 70mm, 60mm
 Leg Dia: 30 x 30mm
 Chrome plated steel stand with braked wheels

L 2.1m 82.68"	H 4.7m 185"	h 1.72m 67.7"	W 62kg 136lb	max 2.1m 7'	max 70kg 154lb	T UW	C Included: KC-160C Optional: KC-254C
----------------------------	--------------------------	----------------------------	---------------------------	--------------------------	-----------------------------	----------------	--



Dia. 6mm x 10M nylon rope with stainless spring hook are included for attaching to the eyelets of stand to tether the top of stand to the ground (set of 3).

744M



721M



721M Jumbo Stand -2 sections

1 riser, 2 sections
 Dia.: 70mm; 60mm
 Leg Dia.: 30 x 30mm
 Aluminum legs with chrome steel column

L 127.5cm 50.2"	H 172cm 67.7"	h 108cm 42.52"	W 31.55kg 63.1lb	max 120cm 47.2"	max 100kg 220lb	T UW	C Included: KC-160C Optional: KC-254C
------------------------------	----------------------------	-----------------------------	-------------------------------	------------------------------	------------------------------	----------------	--



Kupo Slider Stand combines the perfect build quality and weight with solid footing to give a perfect support for heavier cameras and heavy-duty sliders. The working height from 58cm (22.83") to 115 cm (45.27") giving a perfect height range for dolly work. It comes with two lazy legs for easy leveling on hills, mountainsides, rocky environments, stairs and most other uneven terrain. Even though it's designed as a slider stand, it's no problem to be used as a low mighty stand for the lighting fixture. And anything in a low configuration can mount virtually with adapters.

161MB Slider Stand-Black

1 riser, 2 sections / Dia.: 45mm, 40mm
 Leg Dia.: 25 x 25mm / With two leveling leg
 Powder coated steel stand

68cm 26.80"	115cm 45.27"	58cm 22.83"	5.8kg 12.76lb	80cm 31.50"	36kg 79.2lb	U	KC-100M (Optional)	

Application



Memory collar is equipped for quick setting up the same height as last operation.



Bubble level is attached for easy indicating whether the stand is in upright position.



YOUTUBE
 KUPO SLIDER
 STAND [161MB]



YOUTUBE
 KUPO SLIDER
 STAND [161MB]



KC-100M

Optional Caster with square speed adapter
 Dia.: 100mm w/ brakes
 Leg Size: 25mm x 25mm
 Set of three

Junior receiver welded on stand top for fitting various adapters:



Fit for baby ball head adapter (KS-097)



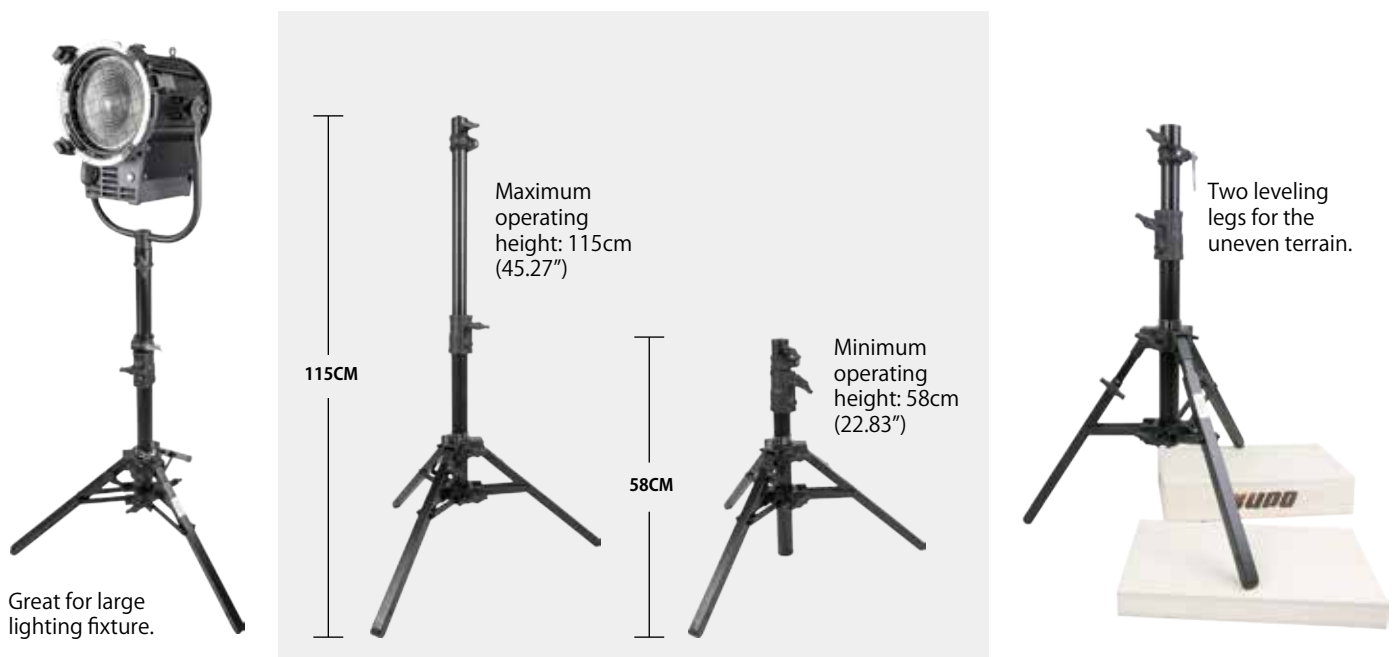
Fit for junior to baby adapter (KS-200)



Fit for junior to Elemack/Euro adapter (KS-664)



Fit for TVMP to baby ball head adapter (KCP-438)



Great for large lighting fixture.

115CM

Maximum operating height: 115cm (45.27")

58CM

Minimum operating height: 58cm (22.83")

Two leveling legs for the uneven terrain.

The Universal Track End is especially designed for Sliders and Dollies. It features a 2" (48-50mm) O.D. rail in diameter. The TVMP adapters at the center of the bracket allows mounting to any lighting stands that come with a baby stand or junior receiver. The U-shaped structure also allows the brackets to free-stand on the floor for low-angle shooting. (Set of 2)



KS-161 Universal Track End **W** 3.3kg / 7.26lb

More features:

1. Two adjustable rail holders offer a useable distance between the rails (center to center) from 19.7cm(7.75") to 40.2cm(15.83").
2. Additional M10 holes are drilled into each end of the bracket for enhanced stability by mounting the couplers on with the pipes.

Application



Application



On the floor



YOUTUBE
KUPO UNIVERSALTRACK END
(KS-161)



- Bag Size: 76cm (L)X 18cm (Dia.)
- Exterior Pouch Size: 21 (L) X 13(W) cm



KSB-161 Stand Bag for 161MB

Made of sturdy 1,000 D Cordura Nylon, the Kupo Slider Stand bag offers a convenient solution for transporting and storing slider stand on location. The two interior padded dividers protects your stand from scratches and provides storing space for other equipment. Additional exterior pouch offers a extra stroing space for more accessories. Durable nylon handles with a handle wrap are integrated into the bag's construction for added support. Wide zippered openings allows quick access to each compartment.



KS-353 Stand Carrying Handle **W** 350g / 0.77lb

An optional stand carrying handle for moving slider in location easier & fold up tightly for storage. The handle has a 45mm opening suitable for stands with corresponding upper spider casting I.D.45mm. To mount the carrying handle on the stand with the supplied screw and nut after removing the original screw on the upper spider casting.





The 360 Spherical Camera Stand is constructed from black powder coated steel. The adjustable height is from 100~165cm to achieve the optimal angle in different shooting scenarios. The central column of the stand is detachable from the base, allowing the camera or imaging device to rig on both horizontally and vertically.

A 3/8"-16 threaded and a lock knob for counterweight on the bottom of the telescopic pole for enhanced stability, even when facing a powerful wind. Each leg comes with leveling device for catering uneven surface.

A 28mm junior receiver is welded on top, tapping with 3x 3/8"-16 around for mounting microphone or other audio device. A custom designed detachable spigot with standard 1/4"-20 stainless steel bolt, allows it to connect with 360 spherical camera and swift transitions between shooting directions.

160MB 360 Spherical Camera Stand

1 riser, 2 sections / Dia.: 45mm, 40mm
 Leg Dia.: 25 x 25mm / Powder coated steel stand
 Three leveling leg

						
101cm 39.46"	165cm 64.94"	97.5cm 38.4"	8kg 17.6lb	60cm 23.62"	36kg 79.2lb	U



YOUTUBE
 KUPO
 360 SPHERICAL
 CAMERA STAND
 (160MB)

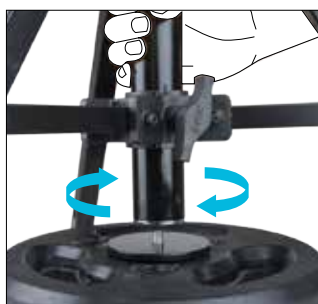
MORE FEATURES:



1-1/8" (28mm) junior receiver stand top allows to integrate with lighting equipment.



The central column allows cables to run through from top to bottom, enables tidy cable management for your camera setup.



A lock knob & plate for standard weight plates with Dia.28 or 50mm bar diameter can be mounted at the bottom for enhanced stability.



Ø60CM
 2'

Small Foot print minimize look-down view and shadow obstruction

322M Monitor Stand

2 risers, 3 sections
 Dia.: 35, 40, 45mm
 1 leveling leg
 1 extendable leg (additional 12cm / 4.7")
 Black steel base, black powder coated steel sections



YOUTUBE
 KUPO MONITOR STAND
 (322M)

74cm 29"	190cm 74.8"	94.5cm 37.2"	7.7kg 17lb	75cm 29.5"	25kg 55lb	A

Manufactured from black powder coated steel, this monitor stand is also ideal for supporting lights and camera sliders. The height-adjustable screen placement allows for ergonomic viewing from seat height to standing eye-level.



May stand alone with legs folded.

162MB Monitor stand II

2 risers, 3 sections
 Powder coated steel stand
 Dia.: 45mm; 40mm, 35mm
 Leg Dia.: 25x25mm
 One leveling leg

88.6cm 34.8"	188.5cm 74.2"	87.2cm 34.3"	6.8kg 14.96lb	78cm 30.7"	32kg 70.4lb	A	KC-100M (Optional)

Monitor stand II is primary designed for securely mounting your monitor on set or location. The welded 16mm (5/8") baby pin is also ideal for lighting fixture or any equipment comes with a 16mm (5/8") baby receiver. The optional caster sets (KC-100M) makes the stand movable easily.

Application:



Caster: KC-100M (optional)



May stand alone with legs folded.



**YOUTUBE
KUPO HIGH VIEW
STAND (229MB)-1**



**YOUTUBE
KUPO HIGH VIEW
STAND (229MB)-2**

229MB High View Stand

Aluminum stand with 5 risers and 6 sections.
Dia.: 50mm, 45mm, 40mm, 35mm, 30mm, 25mm
Leg Dia.: 30mm
with 3 leveling legs

L	H	h	W	max	T
174cm 68.5"	730cm 287.4"	168cm 66.1"	10.8kg 23.8lb	10kg 22lb	SW

The perfect tool for real estate, event, landscape and school photographers. Made from aluminum, the High View Stand is light enough to be carried on location but strong enough to support up to 10kg / 22lb. It is equipped with a 3/8"-16 thread mounting plate on top, so that a tripod ball head can be mounted to it. A steel tether is also attached to the stand for an extra level of security while a camera is high in the air. Eyelets in the top plate can also be utilized to tether the top of the stand to the ground using guy wires (not included).

The 229MB High View Stand features 5 risers and 6 column sections allowing for mounting a camera or lighting accessory, anywhere between 1.9m (6.2ft) and 7.3m (23.9ft). For an extra level of stability, the center column can be lowered independently of the legs and hardware. This allows for a fourth point of contact with the ground with minimal effort. Each leg also has its own adjustment built in to ensure stable set up on uneven ground. The carrying bag is included.

Note: Maximum loading weight is rated at 10kg / 22lb, however, 1kg / 2.2lb maximum payload at 6 degree inclination while the stand is full extended to 7.3m / 23.9ft.



730cm / 23.9ft

174cm / 5.7ft



The bag is made to store or carry on location with ease (Included).

Other features:



A steel tether is also attached to the stand for an extra level of security. A 3/8"-16 mounting plate in top, so that you can mount a ball head to it.



Bubble level is attached to the column to assist for easy leveling of the stand.



Three leveling legs for added ease of set-up on uneven surfaces.



Eyelets in the top plate can also be utilized to tether the top of the stand to the ground using guy wires.



Equipped with rubber feet to increase stability on non-slip surfaces.



Dia. 6mm x 10M nylon rope with stainless spring hook are included for attaching to the eyelets of stand to tether the top of stand to the ground (set of 3).

STUDIO STAND

Constructed from a die-cast iron base with a hexagonal steel column, the Kupo Studio Stand is designed to meet the rigorous demands and ensure optimal stability for large and medium format cameras in studios. Reaching a maximum operating height of 2.6 meters, this stand incorporates a counterweight within the column, streamlining height adjustments. The column and arm feature solid hexagonal profiles, guaranteeing distortion-free performance. The horizontal arm, equipped with 3/8" screws on the camera support platform at each end, allows for the mounting of a camera at either extremity. With a lifting capacity of 10 kg without additional counterweights, it is suitable for major cameras with accessories. The utility tray equipped on the central column adds valuable extra space, making it the perfect storage solution for your tools and accessories. The cast-iron base provides additional weight for enhanced stability, coupled with a pedal system that allows you to anchor the stand to the floor or engage the wheels effortlessly.

398 Studio Stand

- Stand height: 280cm
- Operating Height: 0.6M ~2.6M
- Horizontal Arm (L:210cm) W/ 3/8" Screws

W
190kg
418lb

H
106cm
41.7"



FEATURES:



The hexagonal arm provides strength and prevents rotation.



The central round knob controls the vertical movement of the column, while the lobe knobs regulate the adjustability of the horizontal arm.



The bracket is equipped with a 3/8"-16 screw, enabling the mounting of the camera.



The lever allows for locking the central column to prevent it from rotation.



Release the pedal to secure the stand.



Step on the pedal to enable the stand's mobility.

Century Stands, or simply known as "C" Stands, have been one of the most common types of grip equipment used by the filmmaking industry for decades due to their strength and flexibility. Used on its own or in combination with a grip head and grip arm, the C-stand is used for mounting lighting equipment and a whole variety of light shaping tools and accessories. All Century Stands feature a unique base specially designed with three varied leg heights. This enables the user to position, or "nest" the stand bases so that the risers are just inches apart from one another for use in close proximity mounting of lights and other grip equipment or easy storage.

Kupo Master C-Stand with Turtle Base features a unique innovation in the world of C-Stands that enables the still or moving image-maker to open and collapse the legs of the base in under two seconds! The Master C-Stand is outfitted with a patented spring ring locking system that removes all tension from the legs so that gravity does the work for you. The removable base also separates from the main riser section for easy transport. Another advantage of a turtle base is that once you remove the main riser section, you have a junior 1-1/8" (28mm) receiver to accept any junior stud or accessory.



CT-20M 20" C-Stand (Silver)

CT-20MB 20" C-Stand (Black)

93cm 36.6"	172cm 67.7"	92.5cm 36.4"	6.25kg 13.7lb	95cm 37.4"	10kg 22lb	A

CT-30M 30" C-Stand (Silver)

CT-30MB 30" C-Stand (Black)

111cm 43.7"	225cm 88.6"	115cm 45.3"	6.68kg 14.7lb	95cm 37.4"	10kg 22lb	A

CT-40M 40" C-Stand (Silver)

CT-40MB 40" C-Stand (Black)

134cm 52.7"	296cm 116.5"	134cm 52.8"	7.5kg 16.5lbs	95cm 37.4"	10kg 22lb	A

Master Series C-Stand
w/ Turtle Base (Quick Release C-Stand)
2 risers, 3 sections
Dia.: 35mm, 30mm, 25mm
Chrome plated steel for silver
Powder coated steel for black



YOUTUBE
KUPO MASTER C-STAND
W/ TURTLE BASE
(CT-40M & CT-30M & CT-20M)

More features include :


1. Zinc casting alloy makes the leg base holders solid and sturdy.
2. Stainless steel heli-coil gives protection to the aluminum riser to prevent being damaged by stainless steel bolts or knobs.
3. Unique hollow design of the junior pin receiver on the base also makes dust, sand, and water pass through easily for better cleaning and easy maintenance.
4. Captive on the top of the thread prevents the knob from falling off the stands.

New feature:



Kupo C-Stands are fitted with a captive knob which prevents it from coming off the stand when unscrewed too far.

PATENTED THE INNOVATIVE SPRING RING LOCKING SYSTEM DESIGN.



Deploying the Kupo Turtle Base C-Stand



Keep the legs up and pull up the spring ring.



Twist the stand and release the spring ring.



Completely setup after snap deploying.



CT-20MK / MKB 20" C-Stand Kits (Silver / Black)

Including : CT-20M/B, KCP-200/B and KCP-221/B

L	H	h	W	K	T
93cm 36.6"	172cm 67.7"	92.5cm 36.4"	8.14kg 17.95lbs	95cm 37.4"	10kg 22lbs
					A

Master Series C-Stand Kits
w/ Turtle Base (Quick Release C-Stand)
includes one grip arm and 2.5" grip head
2 risers, 3 sections
Dia.: 35mm, 30mm, 25mm
Chrome plated steel for silver
Powder coated steel for black



CT-40MK / MKB 40" C-Stand Kits (Silver / Black)

Including : CT-40M/B, KCP-200/B and KCP-241/B

L	H	h	W	K	T
134cm 60.9"	296cm 116.5"	134cm 52.8"	9.75kg 21.50lbs	95cm 37.4"	10kg 22lbs
					A

Master Series C-Stand Kits
w/ Turtle Base (Quick Release C-Stand)
includes one grip arm and 2.5" grip head
2 risers, 3 sections
Dia.: 35mm, 30mm, 25mm
Chrome plated steel for silver
Powder coated steel for black

C-Stand Bases

This is a replacement base for the Master C-Stands with Turtle base. It features a zinc alloy base casting that's five times stronger than aluminum to sustain the weight of heavy sandbags and people standing on it. The hollow junior pin receiver allows debris to pass through for easier cleaning and maintenance, and the patented spring ring locking system enables you to open and close the base in under a second. It may be used as a very low stand for backlites or different types of stand with various extension columns.



CT-BS C-Stand Base (Silver)

H mm	h mm	W kg	F mm	↓ mm	T U
32.5cm 12.79"	35cm 13.8"	3.5kg 7.72lb	95cm 37.4"	30kg 66.1lb	U

CT-BSB C-Stand Base (Black)

H mm	h mm	W kg	F mm	↓ mm	T U
32.5cm 12.79"	35cm 13.8"	3.5kg 7.72lb	95cm 37.4"	30kg 66.1lb	U

Compact C-Stand Bases

This is the baby brother of the Master C-Stand Turtle base with a smaller footprint that allows the user to set up in smaller spaces. The compact design also saves on weight and storage space making it easier to transport.



CT-SBS Compact C-Stand Base (Silver)

H mm	h mm	W kg	F mm	↓ mm	T U
32.5cm 12.79"	35cm 13.8"	3.3kg 7.2lb	75cm 29.5"	30kg 66.1lb	U

CT-SBSB Compact C-Stand Base (Black)

H mm	h mm	W kg	F mm	↓ mm	T U
32.5cm 12.79"	35cm 13.8"	3.3kg 7.2lb	75cm 29.5"	30kg 66.1lb	U



YOUTUBE
KUPO C-STAND/TURTLE BASE
(CT-BS, CT-BSB, CT-SBS & CT-SBSB)



A junior 1-1/8" (28mm) receiver.



PATENTED Locking system design.



Exterior dimensions: 132cm(L) x 38cm(W) x 21cm(H)
Interior dimensions: 127cm(L) x 33cm(W) x 17.5cm(H)



KSB-CT03 **W** 10kg / 22lbs Wheeled Carrying Bag for 3 Sets of Tutle Base C-stands

The Kupo wheeled C-stand carrying bag provides a great transportation and storage solution of 3 sets Turtle C-stands up to 40" in length plus related knuckles, arms, and other accessories. The black ballistic nylon exterior with durable outer shell makes it long lasting use. The dual drag handle on top and bottom make it easy to move when the wheel cannot be used. The inside of the bag is fully padded for giving great protection to equipment over heavy transportation. Internal straps are equipped in the lid for secure keeping the turtle base stands in place. The main compartment features 4 long and 6 short removable padded dividers allowing you to have a customized organizational compartments. Fasten the internal fabric straps with length adjustable buckle over the rectangle cover to prevent all gears from moving.

Sliding Leg C-Stand

Features two legs that are spring loaded to open in fixed positions, while the third leg is height adjustable by loosening a locking knob and sliding it up and down the main riser section. This enables the user to raise one leg higher than the others to level out the stand on an incline or uneven terrain. This feature provides optimum support for your light heads, reflectors and gobos.



YOUTUBE
KUPO MASTER C-STAND
W/ SLIDING LEG
 (CS-40M & CS-30M & CS-20M)



CS-20M 20" C-Stand (Silver)

CS-20MB 20" C-Stand (Black)

L	H	h	W	Wt	FTLX	T
91cm 35.8"	199cm 78.3"	87cm 34.3"	5.6kg 12.3lb	95cm 37.4"	10kg 22lb	A

CS-30M 30" C-Stand (Silver)

CS-30MB 30" C-Stand (Black)

L	H	h	W	Wt	FTLX	T
110cm 44"	254cm 99.9"	112cm 44.1"	6.25kg 13.7lb	95cm 37.4"	10kg 22lb	A

CS-40M 40" C-Stand (Silver)

CS-40MB 40" C-Stand (Black)

L	H	h	W	Wt	FTLX	T
132cm 51.9"	325cm 127.9"	134cm 52.8"	7.0kg 15.43lb	95cm 37.4"	10kg 22lb	A

Master Series C-Stand with Sliding Leg
 2 risers, 3 sections
 Dia.: 35mm, 30mm, 25mm
 Chrome plated steel for silver
 Powder coated steel for black

Features:



C-Stand with sliding leg



In action on stairs



Zinc casting alloy makes the leg base holders solid and sturdy.



CS-20MK / MKB 20" C-Stand Kits (Silver / Black)

Including : CS-20M/B, KCP-200/B and KCP-221/B

L	H	b	W	K	max	T
91cm 41.3"	199cm 78.3"	87cm 34.3"	7.5kg 16.53lb	95cm 37.4"	10kg 22lb	A

Master Series C-Stand Kits with Sliding Leg C-Stand includes one grip arm and 2.5" grip head
2 risers, 3 sections
Dia.: 35mm, 30mm, 25mm
Chrome plated steel for silver
Powder coated steel for black

CS-40MK/MKB 40" C-Stand Kits (Silver / Black)

Including : CS-40M/B, KCP-200/B and KCP-241/B

L	H	b	W	K	max	T
132cm 51.9"	325cm 127.9"	134cm 52.8"	9.19kg 20.26lb	95cm 37.4"	10kg 22lb	A

Master Series C-Stand Kits with Sliding Leg C-Stand includes one grip arm and 2.5" grip head
2 risers, 3 sections
Dia.: 35mm, 30mm, 25mm
Chrome plated steel for silver
Powder coated steel for black

KUPO 40in Master C-Stand With Sliding Leg & Quick-Release System

Kupo CL master C stand is the latest addition to Kupo C stand series, featuring a patented mechanical design that allows you to enjoy quick-release set up and a sliding leg for an incline or uneven terrain. Just unlock the knob of the longest leg so that all legs can be swung to the correct positions in seconds. While the longest leg is doing a leveling job and the spring-loaded locating pin is engaged, then the middle leg is able to keep in place preventing tip-over from an accident. The Master Sliding Leg C-Stand provides quick, safe, and solid support.



CL-20M 20" Master C-Stand w/ Sliding Leg & Quick Release-Silver

CL-20MB 20" Master C-Stand w/ Sliding Leg & Quick Release-Black

L	H	b	W	max	max	T
91cm 35.8"	190cm 74.8"	91cm 35.8"	5.5kg 12.13lb	95cm 37.4"	10kg 22lb	T

CL-30M 30" Master C-Stand w/ Sliding Leg & Quick Release-Silver

CL-30MB 30" Master C-Stand w/ Sliding Leg & Quick Release-Black

L	H	b	W	max	max	T
109cm 42.9"	244cm 96.1"	108.5cm 42.7"	6.1kg 13.4lb	95cm 37.4"	10kg 22lb	T

CL-40M 40" Master C-Stand w/ Sliding Leg & Quick Release-Silver

CL-40MB 40" Master C-Stand w/ Sliding Leg & Quick Release-Black

L	H	b	W	max	max	T
132cm 51.9"	313cm 123.2"	132.5cm 52.2"	6.8kg 14.9lb	95cm 37.4"	10kg 22lb	T

Master Series C-Stand w/ Sliding Leg & Quick Release
 2 risers, 3 sections
 Dia.: 35mm, 30mm, 25mm
 Chrome plated steel for silver
 Powder coated steel for black

PATENTED

Innoative locating pin design prevents accidental collapse and tip-over.



YOUTUBE
KUPO MASTER C STAND
WITH SLIDING LEG &
QUICK RELEASE SYSTEM
(CL-40M)



YOUTUBE
KUPO A CLOSER LOOK
OF KUPO CL MASTER
SLIDING LEG C-STAND
(CL-40M)

Features:



A sliding leg for an incline or uneven terrain.



Locating pin is designed to be engaged for preventing accidental collapse and tip-over.



Unlock the knob of the longest leg so that all legs can be swung to the correct positions in seconds.



YOUTUBE
KUPO 40" MASTER C-STAND KIT WITH SLIDING LEG
& QUICK RELEASE SYSTEM
(CL-40MK & CL-40MKB)

CL-20MK / MKB KUPO 20" Master C-Stand
w/ Sliding Leg & Quick-Release System

Including: CL-20M/MB, KCP-200B and KCP-241B

L	H	b	W			T
91cm 35.8"	190cm 74.8"	91cm 35.8"	7.75kg 17.1lb	95cm 37.4"	10kg 22lb	T

CL-30MK / MKB KUPO 30" Master C-Stand
w/ Sliding Leg & Quick-Release System

Including: CL-30M/MB, KCP-200B and KCP-241B

L	H	b	W			T
109cm 42.9"	244cm 96.1"	108.5cm 42.7"	8.35kg 18.4lb	95cm 37.4"	10kg 22lb	T

CL-40MK / MKB KUPO 40" Master C-Stand
w/ Sliding Leg & Quick-Release System

Including: CL-40M/MB, KCP-200B and KCP-241B

L	H	b	W			T
132cm 51.9"	313cm 123.2"	132.5cm 52.2"	9kg 19.8lb	95cm 37.4"	10kg 22lb	T



The Kupo 2-1/2" grip head (also known as a gobo head), consists of a pair of rotating aluminum discs attached to a 5/8" (16mm) receiver. The discs have four different sized V shaped jaws to accept any accessory with a 5/8", 1/2", 3/8", or 1/4" mounting stud or tubing. The V shaped jaws have teeth that grab whatever is mounted between the plates securely. The 2-1/2" grip head features an oversized ergonomic T-handle and dedicated roller bearings designed for maximum torque. It uses a non-slip aluminum friction disc that will maintain its durability over time that offers the user positive locking strength and precise control. It is constructed around a solid steel central bolt with a fixed solid pin to secure it to the aluminum casting for increased strength and durability. The 2-1/2" head is most often used in conjunction with a grip arm giving you complete flexibility to position gobos such as flags scrims and silks as well as other accessories virtually anywhere.

More Features:

1. Aluminum casting body with 16mm mounting hole for a 5/8" (Baby) stud or stand top.
2. Non-slip, non-stick, aluminum braking pad offers secure locking and precise control compared to fiber which would deteriorate.
3. Large size T-handle is ergonomically designed for maximum torque
4. Four V jaws for different dia. (5/8", 1/2", 3/8", 1/4") pins or tubes.
5. V jaws with special tooth design offer a better grip.
6. Steel material makes the located pin sturdier than an aluminum casting pin.
7. Stainless steel central bolt provides the most durable construction.
8. Dedicated bearing added to reinforce the torque for a stronger grip.



YOUTUBE
KUPO GRIP HEAD
W/ HANDLE (KCP-200)



Aluminum friction disc



Diamond shaped jaws



Dots & fingers are able to be firmly mounted with the 1/4" V jaw.



KCP-200

2-1/2" Grip Head - Silver

W 0.78kg
1.72lb



KCP-200B

2-1/2" Grip Head - Black



W 0.78kg
1.72lb





KS-169 Spring Safety Pin

Made by zinc plated steel, this spring type safety pin which is 3mm in diameter has a central locking pin and spring section to hold it in place. It is ideal for using on any 5/8" (16mm) pin which comes with a safety pin hole to keep the grip head in place. (Set of 5)



KCP-280B Double Gag Grip Head 2-1/2"-Black **W** 970g 2.15lb

Constructed by two sets of griphead discs mounted on a steel plate with a dia.10mm rod for 135mm / 5.3" length.



KCP-290B Gag Grip Head 2-1/2" - Black **W** 600g 1.33lb


Offers a second grip head for more applications. Comes with a rubber pad covering the wheel handle to provide comfort and a secure grip.



KCP-225B 2-1/2" Grip Head for 25mm Tube - Black **W** 0.72kg 1.6lb


Constructed with solid die-cast aluminum and black powder finish, this 2.5" grip head features a 25mm V jaw for securely holding a 25mm tube as a frame and is easily mounted on the stand.





KCP-210
2-1/2" Grip Head w/ 16mm Baby Spigot **W** 870g
1.95lb

Grip head with fixed baby pin allows one lighting fixture or accessory to be mounted on this grip head without the need of additional lighting stands.




KCP-230 2-1/2" Grip Head w/ a Swivel 16mm Baby Spigot **W** 700g
1.55lb


Swivel 5/8" (16mm) baby pin designed for a wide angle of fixed solution. Also 16mm baby receiver (inside) and 28mm junior pin (outside) attach to the grip head for fitting onto various stand tops or mounting accessories.



YOUTUBE
KUPO GRIP HEAD
W/ HEX STUD
(KCP-260B)



KCP-260B
Grip Head w/Hex Stud **W** 650g
1.44lb



KCP-265 Grip Head w/ Coupler **W** 650g
1.44lb
This Grip Head with Half Copuler has a working load of 44lb (20kg).
Coupler for tube size dia. 48-51mm

A Grip Arm (or Gobo Arm or Boom Arm) for a C-Stand can be used in conjunction with a 2-1/2" grip head (KCP-200), giving you complete flexibility to position a gobo such as flags, scrims and silks as well as other accessories virtually anywhere. The surface of the tubing is painstakingly machined to create a rough texture to ensure a non-slip surface. The 2-1/2" grip head consists of a pair of rotating aluminum discs attached to a 5/8" (16mm) receiver. The discs have four different sized "V" shaped jaws to accept any accessory with a 5/8", 1/2", 3/8" or 1/4" mounting stud or tubing. Also features an oversized ergonomic "T" handle and dedicated roller bearings designed for maximum torque, and constructed around a solid steel central bolt with a fixed solid pin to secure it to the aluminum casting for increased strength and durability.



Extra reinforced roller pin to fix extension arm.



KCP-220

20" Extension Grip Arm - Silver

KCP-220B

20" Extension Grip Arm - Black

W 1.09kg
2.41lb



YOUTUBE
KUPO HEX GRIP ARM W/
BIG HANDLE (KCP-221)

KCP-221

20" Extension Grip Arm W/ Baby Hex Pin - Silver

KCP-221B

20" Extension Grip Arm W/ Baby Hex Pin - Black

It features the arm with a hex baby pin which is suitable for mounting a lighting fixture or anything with a baby receiver.

W 1.09kg
2.41lb



KCP-240 / KCP-240B 40" Extension Grip Arm - Silver / 40" Extension Grip Arm - Black

W 1.47kg
3.25lb



Baby hex pin



KCP-241 40" Extension Grip Arm with Baby Hex Pin - Silver

KCP-241B 40" Extension Grip Arm with Baby Hex Pin - Black

Features the arm with a hex baby pin which is suitable for mounting a lighting fixture or anything with a baby receiver.

W 1.47kg
3.25lb



YOUTUBE
KUPO 40" HEX GRIP ARM
W/ BIG HANDLE (KCP-241)



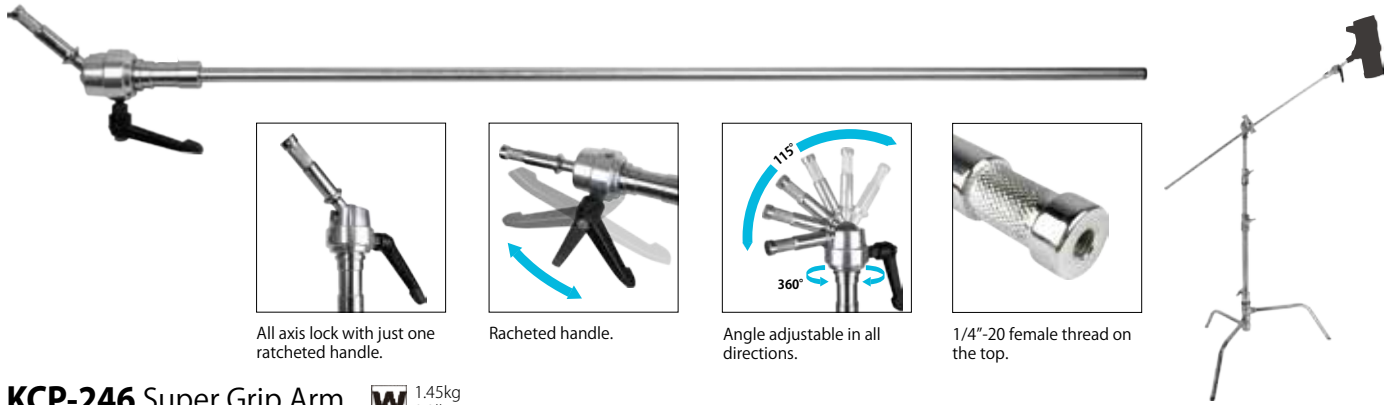
KS-225 16mm Dia. Steel Tube Length 20"(50cm) - Silver

W 320g
11.3oz


KS-245 16mm Dia. Steel Tube Length 40"(100cm) - Silver

W 640g
22.6oz

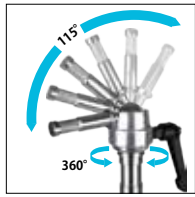
16mm dia. steel tube with matte finish especially designed for rig shots.



All axis lock with just one ratcheted handle.



Racheted handle.



Angle adjustable in all directions.



1/4" -20 female thread on the top.

KCP-246 Super Grip Arm **L** 1.45kg **W** 3.2lb


Offers an excellent mounting solution for precise placement of lights over obstructions or any awkward position. It is built with a 40" steel extension arm with a baby stud and equipped with a Super Grip Finger, and a 5/8" swiveling pin on a ball joint pivot. All axis lock positively with just one ratcheted handle.



YOUTUBE
KUPO GRIP ARM
SUPPORT (KCP-215)



Tiny clamp with double ball.



Length adjustable knob.



Fit for 3 way clamp and Convi clamp.

KCP-215 Grip Arm Support **L** 56cm **H** 78cm **W** 0.5kg
22" 30.7" 1.1lb

This is especially designed for giving the most support to a grip arm. It is constructed with an extendable aluminum column, and comes with the ball joint pivot clamp in one end, and an angle-adjustable attachment on the other end. The attachments can also be easily fitted into the KCP-930 which is a lightweight aluminum clamp for quickly coupling the stand tube from 35mm to 50mm with its spring locking design. In addition to Kupo 3 way clamp (KCP-930P), the grip arm support can be also fitted into the 16mm socket of Super Convi clamp. With this functional support arm, the loading weight of a grip arm could be increased and a sliding problem could be solved.



KCP-216 Boom Arm Support **L** 56cm **H** 78cm **W** 0.5kg
22" 30.7" 1.1lb

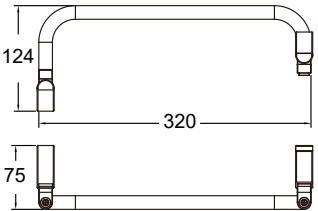
Similar to KCP-215 but gives the support for a boom arm instead of a grip arm. This is constructed with a two sectioned extendable aluminum column with angle-adjustable attachments at both ends. Connecting two 3 way clamps KCP-930P (or Super Convi clamp, KCP-700) on the stand tube and boom arm, the loading weight of boom arm is significantly increased.



YOUTUBE
KUPO BOOM ARM SUPPORT
(KS-320)



Super strength magnet equipped for attaching the steel column easily when stored.



KS-320 Microphone Boom Holder **L** 32cm **W** 0.37kg
12.6" 0.82lb

Kupo boomgrip is designed for securely and easily mounting a microphone boom on a C-Stand through the grip head. Constructed with chromed plated steel and a rough texture surface treatment to ensure the holder is firmly attached on the grip head. The rubberized coat on both U hooks offers great protection for the boom pole from scratching by metal devices and keeps the boom pole from rotating on the U hooks. The super strength magnets are equipped to offer a great placement solution for easily attaching the holder on the steel column of the stand.

Designed primarily to control natural or artificial light on indoor or outdoor shoots. Flags are square or rectangular steel frames stitched with fabric and come with a 9.5mm diameter mounting pin welded on the steel frame for connecting a grip head (or gobo). Flags are typically used with C-Stands so you can position them into place to create contrast, change lighting ratios, add diffused light, or block light completely in specific areas.

OPEN END FLAG:



KT-1824OW **W** 0.57kg
1.26lb
18" x 24" Open End Frame

White Artificial Silk

KT-2436OW **W** 1.12kg
2.47lb
24" x 36" Open End Frame

White Artificial Silk

1.6 stop/ Diffusion with ambient bounce



KT-1824OQ **W** 0.57kg
1.26lb
18" x 24" Open End Frame

Quarter Silk

KT-2436OQ **W** 1.12kg
2.47lb
24" x 36" Open End Frame

Quarter Silk

0.6 stop/Slightly softens & diffuses lights with ambient bounce



KT-1824OSWB **W** 0.57kg
1.26lb
18" x 24" Open End Frame

Single White Bobbin Net

KT-2436OSWB **W** 1.12kg
2.47lb
24" x 36" Open End Frame

Single White Bobbin Net

0.5 stop/Cut light without changing the pattern or color temperature with ambient bounce



KT-1824ODWB **W** 0.58kg
1.28lb
18" x 24" Open End Frame

Double White Bobbin Net

KT-2436ODWB **W** 1.14kg
2.52lb
24" x 36" Open End Frame

Double White Bobbin Net

1 stop/Cut light without changing the pattern or color temperature with ambient bounce



KT-1824OSBB **W** 0.57kg
1.26lb
18" x 24" Open End Frame

Single Black Bobbin Net

KT-2436OSBB **W** 1.12kg
2.47lb
24" x 36" Open End Frame

Single Black Bobbin Net

0.6 stop/Cut light without changing the pattern or color temperature



KT-1824ODBB **W** 1.14kg
2.52lb
18" x 24" Open End Frame

Double Black Bobbin Net

KT-2436ODBB **W** 1.14kg
2.52lb
24" x 36" Open End Frame

Double Black Bobbin Net

1.2 stop/Cut light without changing the pattern or color temperature

Lighting control carrying bag is made of rugged polyester fabric with zippered closure and carrying handle making it a great solution for storage and transportation of flags. To cater for the needs of complete lighting control with flags, there are 6 varieties of flags including: single black net, double black net, single white net, double white net, artificial silk and 1/4 silk in each carrying bag. A deluxe bag with separated pockets is also available.



YOUTUBE
KUPO OPEN END FLAG KITS
18X24 (KT-1824K),
& 24X36 (KT-2436K)



OPEN END FLAG KITS:

KT-1824K **W** 5.5kg
12.13lb
18" x 24" Open End Net Kits

KT-2436K **W** 10.58kg
23.4lb
24" x 36" Open End Net Kits

FLAGS BAG:

KT-1824BAG **W** 2kg
4.4lb
Empty lighting control carrying bag for 18" x 24" frame flag.

KT-2436BAG **W** 3.6kg
7.9lb
Empty lighting control carrying bag for 24" x 36" frame flag.

FULL FRAME FLAG:



KT-1824FBD **W** 0.79kg
1.75lbs

18" x 24" Full Frame
Black Denim

KT-2436FBD **W** 1.55kg
3.42lbs

24" x 36" Full Frame
Black Denim




KT-1824FW **W** 0.75kg
1.51lbs

18" x 24" Full Frame
White Artfical Silk

KT-2436FW **W** 1.5kg
3.3lbs

24" x 36" Full Frame
White Artfical Silk



KCP-F1824
Flag Frame 18" x 24" (45 x 60cm)

KCP-F2436
Flag Frame 24" x 36" (60 x 90cm)


Kupo Flag frame is made by dia. 5mm stainless steel spring with a dia. 9.5mm mounting pin.



KCP-OF1824
Open Frame 18" x 24" (45 x 60cm)

KCP-OF2436
Open Frame 24" x 36" (60 x 90cm)

Kupo Open frame is made by dia. 6.3mm stainless steel spring with a dia. 9.5mm mounting pin.



KCP-FF1824 **W** 0.94kg
2.06lbs
Flat Flag Frame 18" x 24" (45 x 60cm)

KCP-FF2436 **W** 1.1kg
2.42lbs
Flat Flag Frame 24" x 36" (60 x 90cm)

KCP-FF3036 **W** 1.2kg
2.64lbs
Flat Flag Frame 30" x 36" (76 x 90cm)

KCP-FF3636 **W** 1.3kg
2.86lbs
Flat Flag Frame 36" x 36" (90 x 90cm)

Flat frame constructed from light weight aluminum flat bar and welded with a 16mm mounting pin for connecting with grip head. The flat edge designed for quick attaching rags, gels and diffusion of your choice to control light.



- Tube dia.: 20mm & 25mm
- Close length: 63cm
- Extended length: 93cm
- Weight: 3.45kg (7.6lb) /Set



KCP-690 Extension Ear **W** 3.45kg
7.6lb

Constructed from an extendable aluminum column with steel made swivel mounting clamp in each end, the Kupo extension ear allows the flag frame to be positioned a distance away from the light fixture that prevents silk or lighting control filters from being destroyed due to the intense heat and creating an even spread of light. (Set of 3)



KT-3636TF 36" x 36" Floppy - Top Hinge  3.2kg / 7lb

A floppy flag comes in handy to provide some shade for the camera or monitor outdoors, or to block light from a doorway with no door, or to control light spill on talent in front of green screen lighting. The Kupo KT-3636TF floppy flag 36" x 36" (90 x 90cm) with top hinge is made of opaque fabric with a rigid frame. It measures 36" x 36" (90 x 90 cm) and can be opened to a size of 36" x 72" (90 x 180 cm) by detaching the velcro. Features a Velcro sewn on the back of flag that makes it firmly stick on the stand. A rolled-up edge in one end of flag allows you to put rod or tube as weight to keep the flag straight.

KT-4848TF 48" x 48" Floppy - Top Hinge  5.7kg / 12.5lb

The Kupo KT-4848TF floppy flag 48" x 48" (120 x 120cm) with top hinge is made of opaque fabric with a rigid frame. It measures 48" x 48" (120 x 120 cm) and can be opened to a size of 48" x 96" (120 x 240 cm) by detaching the velcro. Features a Velcro sewn on the back of flag that makes it firmly stick on the stand. A rolled-up edge in one end of flag allows you to put rod or tube as weight to keep the flag straight.



Application



FT-3636WB Floppy Tent 36" x 36" (4-sided)

The 4-sided 36" x 36" (90 x 90cm) floppy tent is made of lightweight materials that has a white soft bounce on one side and black that creates negative fill on the other. It is designed to create a tent whether you need a viewing area for DITs (Digital Imaging Technicians), the operator, DP, or Director, the floppy tent is a simple, portable solution for your video village needs.

All sided can be adjusted or closed by a zipper to reduce the light or leave a gap for air through to stay cool. Collapse to the size of regular floppy, making it easy to transport. Attach the equipped 3/8" pin into C-stands & grip heads to set up the tent quickly. There are channels at the bottom of each panel that you can slide a standard Dia.16mm gobo arm to add the weight when it is windy. Each panel with Velcro for configure with either 3 or 4 side walls. Carrying bag is included for storage and transport with ease.

A cucoloris, shortened to cookie, is used to create a more natural look by breaking up the light from a man made source. It can be used to simulate movement by passing shadows or light coming through a leafy canopy. Kupo wood cookie are made by 10mm thickness high quality plywood that built to long lasting operating. The U-shaped metal cookie holder with 10mm pin is equipped offers an easy combination method for the cookie with light stand through a grip head.




YOUTUBE
KUPO WOOD CUCOLORIS (COOKIE) BREAK-UP (KH-C1824 & KH-C2436)

KH-C1824 **W** 1.2kg / 2.66lb

Wood Cucoloris (Cookie) Breakup - 18" x 24"


KH-C2436 **W** 2kg / 4.5lb

Wood Cucoloris (Cookie) Breakup - 24" x 36"



KS-203 Cucoloris Handle

Constructed from heavy-duty steel with 3/8" stud, this cucoloris handle is designed for holding any Breakup or Blinds which comes with 10mm thickness plywood.



YOUTUBE
KUPO WOOD CUCOLORIS (COOKIE) BLINDS (KH-B1824 & KH-B2436)

KH-B1824 **W** 1.2kg / 2.66lb

Wood Cucoloris (Cookie) Blinds - 18" x 24"



KH-B2436 **W** 2kg / 4.5lb

Wood Cucoloris (Cookie) Blinds - 24" x 36"



DF-30K Dot & Finger Kit w/ Carry Bag **W** 2.1kg / 4.62lb

A dot or finger made by thin spring steel can be attached to the flex arm with a mounting pin for precise positioning. This Dot and Finger Kit features a variety of shapes and materials that allow you to shape, soften, and control the light. Great for highlights or negative fill on small curved shiny surfaces. (Package includes 30pcs of Dots & Fingers with a carrying bag)



MATERIAL	DOT			FINGER		FUNCTION
	3" (8cm)	6" (15cm)	10" (25cm)	2" x 12" (5 x 30cm)	4" x 14" (10 x 35cm)	
White Artificial Silk	x1	x1	x1	x1	x1	1.6 stop/ Diffusion with ambient bounce.
Single Black Bobbin Net	x2	x2	x2	x2	x2	0.6 stop/Cut light without changing the pattern or color temperature.
Double Black Bobbin Net	x2	x2	x2	x2	x2	1.2 stop/Cut light without changing the pattern or color temperature
Black Denim	x1	x1	x1	x1	x1	Block Light



Designed primarily to support overhead frames, also known as “butterfly frames”, this giant is ready to take your support needs skyward. Each riser is spring cushioned as a safety feature to protect lighting fixtures from a sudden drop if the locking collar becomes loose. The solid steel construction has a maximum load capacity of 88.2 lb (40kg) and is equipped with braked casters to easily reposition heavy loads. Each caster is equipped with a peg that extends past the wheel allowing it to stand upright when collapsed. The High Overhead Stand also features a “true combination” head with a 4-1/2” grip head, and a junior 1-1/8” (28mm) receiver to accept any kind of mounting challenge.



YOUTUBE
KUPU HIGH OVERHEAD STAND
(600MR)

600MR High Overhead Roller Stand

3 risers, 4 sections.
Dia.: 45mm, 40mm, 35mm, 30mm
Leg: 25mm x 25mm
Chrome plated steel with KC-100S caster
Spring cushioned

L	H	h	W	W	max	T
186cm 73.2"	594cm 233.9"	209cm 82.3"	18.5kg 40.7lb	156cm 61.4"	40kg 88.2lb	G



610MR Medium Overhead Roller Stand

3 risers, 4 sections.
Dia.: 45mm, 40mm, 35mm, 30mm
Leg : 25mm x 25mm
Chrome plated steel with KC-100S caster
Spring cushioned

L	H	h	W	W	max	T
146cm 57.5"	430cm 169.3"	139cm 54.7"	18kg 39.6lb	156cm 61.4"	40kg 88.2lb	G



YOUTUBE
 KUPO WIDE BASE HIGH
 OVERHEAD STAND (620M)


620M Wide Base High Overhead Stand

3 risers, 4 sections.
 Dia.: 50mm, 45mm, 40mm, 35mm
 Leg: 30mm x 30mm
 With 2 leveling legs / 3 wind bracing eye rings
 Chrome plated steel
 Spring cushioned

L	H	h	W			T	
188cm 74"	633cm 249.2"	184.5cm 72.6"	20.3kg 44.7lb	196cm 77.2"	40kg 88.2lb	G	KC-100G (Optional)

KCP-450 2.4kg / 5.29lb 4.5" Grip Head w/ a Junior Stud & Receiver

The KCP-450 is designed to convert a junior stand into an overhead stand. Features three V jaws in different diameter including 3/8" (10mm), 1/2" (13mm) 5/8" (16mm) and 1" (25.4mm) allows to offer a solid lock for a gobo arm, large flag or butterfly in all directions.



YOUTUBE
 KUPO 4.5 INCH
 GRIP HEAD W/ JUNIOR
 STUD AND RECEIVER
 (KCP-450)



KCP-680B Grip Helper 5kg / 11lb

The Grip Helper is constructed from a junior (29mm) receiver on the end of a 45 degree angle arm which can extended from 90 cm to 180 cm and a 4.5" Griphead on the other. Designed for a scrim, silk or blackout, it can be used with a lighting fixture from the same stand.



YOUTUBE
 KUPO GRIP HELPER
 (KCP-680B)




The Kupo Butterfly Frame Kit is a versatile solution for controlling light on set. The kit is made of 30mm square section aluminum tubes, which can be easily locked together and disassembled for storage and transportation. Ear-type frame supports (or stud w/ wire for 20' x 20') are included to mount the butterfly frame on stands, allowing for a stable frame for silks, scrims, and more. Whether you need to lower contrast or match ambient light intensity, this kit has everything you need to construct a reliable frame for nets or silks.

Features:



Capture frame within the corners for storage and easy handling.




Easy to use slots and pin lock connector.



The corner contains all tubes in a captive state, for convenient storage and transportation. No more loose pieces that could be lost or damaged.




Ear type frame support w/ T slot incorporated with standard 4.5" grip head, providing a stable frame for lighting control.




KH-06 Butterfly Frame Kit
6' x 6' (1.8M x 1.8M)

- BF60 (6' square tube female) x 4
- FH10 (Ear type frame supporter) x 2
- FC15A (Corner) x 2
- FC15B (Corner with nut) x 2
- A17 (Corner Bolt) x 2




KH-08 Butterfly Frame Kit
8' x 8' (2.4M x 2.4M)

- BF40 (4' square tube female) x 4
 - BF45 (4' square tube male) x 4
 - FH10 (Ear type frame supporter) x 2
 - FC15A (Corner) x 2
 - FC15B (Corner with nut) x 2
 - A17 (Corner Bolt) x 2
- Also fit for frame size 4' x 4'



KH-12 Butterfly Frame Kit
12' x 12' (3.6M x 3.6M)

- BF40 (4' square tube female) x 4
 - BF45 (4' square tube male) x 8
 - FH10 (Ear type frame supporter) x 2
 - FC15A (Corner) x 2
 - FC15B (Corner with nut) x 2
 - A17 (Corner Bolt) x 2
- Also fit for frame size: 4' x 4', 8' x 8'



KH-20 Butterfly Frame Kit 20' x 20' (6M x 6M)

- BF40 (4' square tube female) x 4
 - BF45 (4' square tube male) x 16
 - FH20 (Stud type frame supporter) x 2
 - FC15A (Corner) x 2
 - FC15B (Corner with nut) x 2
 - A17 (Corner Bolt) x 2
 - SW-TB (Safety wire) x 2
- Also fit for frame size: 4' x 4', 8' x 8', 12' x 12'

Optional accessories:



FC15A A17 FC15B (w/NUT) FH10 FH20

SW-TB	BF40 (4')	BF60 (6')
	BF45 (4')	BF65 (6')



FH30 Quick Reverse Ear for 30mm Square Tube **W** 950g / 1.9lb

Features a quick release clamping design that allows you to lock down the 30mm frame tube in just seconds without removing the frame corner.

More features:

- T-slotted ear designed for dropping in to grip head
- Black powder coating
- A safety T-slotted ear designed to avoid unexpected drop-off
- Designed for locking down the 30mm frame tube
- Frame Ear designed for overhead stand



FH32 Quick Release Frame Support Double Ear for 30 x 30m Tube **W** 2.53kg / 5.6lb

The KUPO Quick Release Frame Support Double Ear constructed from solid black powder coated steel is specially designed to parallel hold two square butterfly frames measured 30mm by 30mm. The two parallel frames are 10" apart that allows you to work with more than one light modifier, such as diffusion and gels. Also perfect for LED lighting panels and parallel diffusion. It's sold individually; it requires two for most applications.

More features:

- The quick release clamping design allows you to lock down the frame in seconds without removing the frame corner
- A safety T-slotted ear designed to avoid unexpected drop off
- Hang frames vertically or horizontally
- Frame ear designed for overhead stand



FC30 3-Way Box Corner for 30mm Square Tube (Set of 4) **W** 3.2kg / 7.04lb

The 3-way box corner is designed for making a window to block or filter light, or to custom-sized softbox to fly overhead. It is made of solid steel tubing for standard 30x30mm butterfly frame; threaded socket is welded and 5/16" hex thread with metal brake offering a neat and tidy fixing without damaging the tube.



FC40 Tee Way Box Brace for 30mm Square Tube (Set of 2) **W** 1.6kg / 3.52lb

The T shape brace is designed for supporting a larger box in the middle. It is made of solid steel tubing for standard 30x30mm butterfly frame; threaded socket is welded and 5/16" hex thread with metal brake offering a nice and tight fixing without damaging the tube.



KHS-112 Round Pipe Butterfly Frame
for Pipe 1-1/2" Sch.40 (48.3mm) Kits

The Round Butterfly Frame Kit for 1-1/2" Schedule 40 Pipe (48.3mm) is the perfect solution for constructing stable frames for silks and scrims. Made of heavy-duty chrome-plated steel, this kit comes with all the necessary components, including four corners, two ears, and two connectors. Allowing you to build frames of any size you need using the standard 1-1/2" pipe Sch. 40 (48.3mm). The kit's robust construction ensures durability, while the chrome plating adds an extra layer of protection against wear and tear. Additionally, the knobs are welded onto the components, providing easy and secure assembly of the frame.



Two drilled holes on the corner for checking if the pipe is securely tighten by the knob.



Steel ring welded on the corner to enhance stability of frames by strings.



The welded brace at the corner has enhanced durability.



Steel boss welded on the tube to maintain the long-lasting operation of knobs.



KHS-L112 Frame Corner
for Pipe 1-1/2" Schedule 40 (48.3mm)



KHS-C112 Frame Connector
for Pipe 1-1/2" Schedule 40 (48.3mm)



KHS-E112 Frame Ear
for Pipe 1-1/2" Schedule 40 (48.3mm)

White Artificial Silk is diffusion fabrics is tied to the Butterfly/Overhead frame allows you to shift the light to the most ideal side for your projects in studio and on-location.

More features:

- * The rustless brass grommets are equipped for tighten textile with supplied cords.
- * Elastic band sewn on each corner helps efficient mount textile on the frame.
- * A product information label sewn on the corner avoids mistakes in shipping and storing operations.
- * A blank label is also sewn on the corner for personal marks to identify and personalize goods.
- * The carrying bag offers ideal protection to textile for transportation and storage.



KH-06-SK 6' x 6' Butterfly Textile Artificial Silk With Bag **W** 0.65kg / 1.43lb
Dimension: 18 x 13 x 9cm


KH-08-SK 8' x 8' Butterfly Textile Artificial Silk With Bag **W** 0.9kg / 1.98lb
Dimension: 18 x 13 x 9cm

KH-12-SK 12' x 12' Butterfly Textile Artificial Silk With Bag **W** 1.6kg / 3.52lb
Dimension: 36 x 27 x 18cm

KH-20-SK 20' x 20' Butterfly Textile Artificial Silk With Bag **W** 3.2kg / 7.05lb
Dimension: 36 x 27 x 18cm



This butterfly textile wind net tied to butterfly frame is specially designed for minimizing the interference of wind on Photo, Film or Video location shoots. . Features the see-through material wind net can either reduce about 75% of the wind volume or keep operating environment under shadow. The carrying bag also offers an ideal protection to the wind net for transportation and storage.



KH-06-WT 6' x 6' Butterfly Textile Wind Net With Bag **W** 0.65kg / 1.43lb
Dimension: 18 x 13 x 9cm

KH-08-WT 8' x 8' Butterfly Textile Wind Net With Bag **W** 0.9kg / 1.98lb
Dimension: 18 x 13 x 9cm


KH-12-WT 12' x 12' Butterfly Textile Wind Net With Bag **W** 1.6kg / 3.52lb
Dimension: 36 x 27 x 18cm

KH-20-WT 20' x 20' Butterfly Textile Wind Net With Bag **W** 3.2kg / 7.05lb
Dimension: 36 x 27 x 18cm



Butterfly Textile

Textile is an ideal tool for control of light used with butterfly frame and overhead roller stand in the film industry or images captured with the object to reflect, block, filter, diffuse and make any use of light and have optimum control. Kupo supply a variety of textile which is made of high quality elastic stretch with reinforced and eyeholded edges to meet the needs of light control to those who work in professional photography, film and television industries.



Butterfly Textile	4' x 4'	6' x 6'	8' x 8'	12' x 12'	20' x 20'
Textile	(1.2 m x 1.2 m)	(1.8 m x 1.8 m)	(2.4 m x 2.4 m)	(3.6 m x 3.6 m)	(6 m x 6 m)
Bag Color	White	Red	Green	Yellow	Blue
Black Double Nets	KH-04-DNB	KH-06-DNB	KH-08-DNB	KH-12-DNB	KH-20-DNB
Black Single Nets	KH-04-SNB	KH-06-SNB	KH-08-SNB	KH-12-SNB	KH-20-SNB
White Double Nets	KH-04-DNW	KH-06-DNW	KH-08-DNW	KH-12-DNW	KH-20-DNW
White Single Nets	KH-04-SNW	KH-06-SNW	KH-08-SNW	KH-12-SNW	KH-20-SNW
1/4 Grid	KH-04-GQ	KH-06-GQ	KH-08-GQ	KH-12-GQ	KH-20-GQ
1/2 Grid (Lite Grid)	KH-04-GH	KH-06-GH	KH-08-GH	KH-12-GH	KH-20-GH
Full Grid (Gridcloth)	KH-04-GF	KH-06-GF	KH-08-GF	KH-12-GF	KH-20-GF
China Silk (White)	KH-04-SCW	KH-06-SCW	KH-08-SCW	KH-12-SCW	KH-20-SCW
China Silk (Black)	KH-04-SCB	KH-06-SCB	KH-08-SCB	KH-12-SCB	KH-20-SCB
Artificial Silk	KH-04-SK	KH-06-SK	KH-08-SK	KH-12-SK	KH-20-SK
1/4 Stop Silk	KH-04-SKQ	KH-06-SKQ	KH-08-SKQ	KH-12-SKQ	KH-20-SKQ
Mulsin Bleached	KH-04-RMB	KH-06-RMB	KH-08-RMB	KH-12-RMB	KH-20-RMB
Mulsin Unbleached	KH-04-RMU	KH-06-RMU	KH-08-RMU	KH-12-RMU	KH-20-RMU
Griffolyn Black/White	KH-04-RGBW	KH-06-RGBW	KH-08-RGBW	KH-12-RGBW	KH-20-RGBW
Ultra Bounce Black / White	KH-04-RUBW	KH-06-RUBW	KH-08-RUBW	KH-12-RUBW	KH-20-RUBW
Half Soft Frost	KH-04-HSF	KH-06-HSF	KH-08-HSF	KH-12-HSF	KH-20-HSF
Full Soft Frost	KH-04-FSF	KH-06-FSF	KH-08-FSF	KH-12-FSF	KH-20-FSF
Hi Lite	KH-04-HL	KH-06-HL	KH-08-HL	KH-12-HL	KH-20-HL
Shiny Gold	KH-04-RSG	KH-06-RSG	KH-08-RSG	KH-12-RSG	KH-20-RSG
Shiny Silver	KH-04-RSS	KH-06-RSS	KH-08-RSS	KH-12-RSS	KH-20-RSS
Matte Gold	KH-04-RMG	KH-06-RMG	KH-08-RMG	KH-12-RMG	KH-20-RMG
Matte Silver	KH-04-RMS	KH-06-RMS	KH-08-RMS	KH-12-RMS	KH-20-RMS
Flector Gold	KH-04-RFG	KH-06-RFG	KH-08-RFG	KH-12-RFG	KH-20-RFG
Flector Silver	KH-04-RFS	KH-06-RFS	KH-08-RFS	KH-12-RFS	KH-20-RFS
Lame Checkerboard	KH-04-RLC	KH-06-RLC	KH-08-RLC	KH-12-RLC	KH-20-RLC
White Denim	KH-04-SWD	KH-06-SWD	KH-08-SWD	KH-12-SWD	KH-20-SWD
PVC	KH-04-SPVC	KH-06-SPVC	KH-08-SPVC	KH-12-SPVC	KH-20-SPVC
Heavy Duty	KH-04-SHD	KH-06-SHD	KH-08-SHD	KH-12-SHD	KH-20-SHD
Black Velveteen	KH-04-SBV	KH-06-SBV	KH-08-SBV	KH-12-SBV	KH-20-SBV
Chromakey - Digital Green	KH-04-CKDG	KH-06-CKDG	KH-08-CKDG	KH-12-CKDG	KH-20-CKDG
Chromakey - Angloag Green	KH-04-CKAG	KH-06-CKAG	KH-08-CKAG	KH-12-CKAG	KH-20-CKAG
Chromakey - Digital Blue	KH-04-CKDB	KH-06-CKDB	KH-08-CKDB	KH-12-CKDB	KH-20-CKDB
Chromakey - Tempo Blue	KH-04-CKTB	KH-06-CKTB	KH-08-CKTB	KH-12-CKTB	KH-20-CKTB

Textile might be sewed by two or more pieces of fabric.

Screen Suit

Screen Suit, made of spandex material and standard chroma-key color, is specially designed for green screen and blue screen video productions with completely invisibility effect. Full body suit with a zipper at rear allows you to quickly put on or take off the body suit without much hassle. Features see-through and breath-through material provides the screen suits with maximum comfort and extended durability.



Item No.	Description
GSS-1516	Green Screen Suit 150~160 cm (Small Size)
GSS-1617	Green Screen Suit 160~170 cm (Medium Size)
GSS-1718	Green Screen Suit 170~180 cm (Large Size)
GSS-1819	Green Screen Suit 180~190 cm (Extra Large Size)
BSS-1516	Blue Screen Suit 150~160 cm (Small Size)
BSS-1617	Blue Screen Suit 160~170 cm (Medium Size)
BSS-1718	Blue Screen Suit 170~180 cm (Large Size)
BSS-1819	Blue Screen Suit 180~190 cm (Extra Large Size)

Casters make your light stands movable while doing work in the studio. Casters protect the floors, keep things quiet on set and of course, make repositioning the lighting fixtures that much easier. All Kupo casters are sold in sets of three and come with equipped brakes that prevent wheels from rolling and keep your stands securely locked in place.

KC-080-C

Carter With M10 Screw
(L:16.5mm)
Dia. 75mm
Set of three

W 1.23kg
2.71lb



KC-080-C-S

Carter With M10 Screw
(L:16.5mm)
Dia. 75mm
1 pc

W 0.41kg
0.92lb



KC-080S **W** 1.8kg
3.97lb

Caster with square adapter
Dia.: 75mm w/ brakes
Leg size : 7/8"x7/8"
(22x22mm)
Set of three



YOUTUBE
KUPU CASTERS ASSEMBLY
INSTRUCTIONS (KC-080S)



KC-080R **W** 1.8kg
3.97lb

Caster with round adapter
Dia.: 75mm w/ brakes
Leg Dia.: 7/8" (22mm)
Set of three



YOUTUBE
KUPU CASTERS
ASSEMBLY
INSTRUCTIONS
(KC-080R)



KC-100 / KC-100L

Dia.: 100mm w/brakes and
M10 attachment length:
17.5mm (KC-100) /
32mm (KC-100L)
Set of three

W 2.7kg
5.95lb



YOUTUBE
KUPU CASTERS
ASSEMBLY
INSTRUCTIONS
(KC-100)



KC-100LS

Caster With M10 Scrow
(L:32mm)
Dia. 100mm
1 pc

W 0.82kg
1.8lb



KC-100G / KC-100S

Caster with square adapter
Dia.: 100mm w/ brakes
Leg size: 30mm x 30mm
(KC-100G)
Leg size: 25.4mm x 25.4mm
(KC-100S)
Set of three

W 3.2kg
7.05lb



YOUTUBE
KUPU CASTER
W/ SQUARE
ADAPTER FOR
30X30MM
(KC-100G)



KC-100M **W** 3.3kg
7.27lb

Caster with square speed
adapter
Dia.: 100mm w/ brakes
Leg Size: 25mmx25mm
Set of three



YOUTUBE
KUPU SQUARE
STAND LEG
CASTER ADAPTER
(25MM X 25MM)
(KC-100M)



KC-215A Pneumatic Wheel
with Adapter Plate

Dia.: 215mm (8")
w/ Brakes
Leg size: Dia.
35mm (484 &
485)
Set of three

W 12.9kg
28.4lb



KC-150 **W** 3.4kg
7.49lbs

Caster with square mounting plate
Dia.: 150mm w/ brakes
Set of three



YOUTUBE
KUPU CASTERS ASSEMBLY
INSTRUCTIONS (KC-150)



KC-160C **W** 9kg
19.8lbs

Dia.: 152mm (6") w/ brakes
Set of three



KC-215S Pneumatic Wheel
with Square Speed Adapter

Dia.: 215mm (8")
w/ Brakes
Leg size: 25mm
x 25mm
Set of three

W 4.5kg
9.9lb



KC-254C **W** 14.7kg
32.34lb

Pneumatic Wheel w/ Adapter
Dia.254mm (10") w/brakes
Set of three




KC-254CS **W** 1.8kg
3.96lb

Pneumatic Wheel
Dia. 254mm (10")
1 pc



BIG BOOM

Big Boom is the latest addition to the Kupo boom arms series, featuring a four-way geared control design including pan, tilt, rotation and telescopic extension which allows positioning lights with ease and comfort in difficult and demanding situations.





YOUTUBE
KUPO BIG BOOM
(KCP-636B)
& 3 SECTION
WIND UP STAND
(483T)

KCP-636B Big Boom

Big Boom is the latest addition to the Kupo boom arms series, featuring a four-way geared control design including pan, tilt, rotation and telescopic extension which allows positioning lights with ease and comfort in difficult and demanding situations. The 1-1/8" (28mm) junior receiver and 5/8" (16mm) baby receiver on the top of the aluminum telescopic column are ready for any lighting fixtures to be securely mounted with positive locking knobs. Fully folded length is 2.25M (7.5'). With the telescopic column, the Big Boom can be extended to 3.63M (12') to meet the demands for most jobs. Saddlebag style counterweight bag with holding straps keeps it securely attached to the boom and increases the boom stability. Ideal to mount on castered wind-up stands to secure an exact position for your light with ease and convenience. The unique mechanical design allows the boom to fold down neatly which provides you with an ideal solution for storage and transportation.

2 sections: (dia. 45, 55mm)
 Material: Combination of black steel and aluminum tubes.
 *6kg / 13.2lb at maximum extension.

L	H	W	↓ MAX
225cm 93"	363cm 143"	15kg 33lb	6kg 13.2lb



KSD-77

The heavy duty 77lb saddle sand bag (KSD-77) is included and allows easy increases to the stability of the boom.



For Tube Size:
50mm to 55mm

KD-C55

This cable clips (KD-C55) are included which helps keep your cable & hex wrench gathered to the light stand. (Set of 4)



120 degree operating angle.



Suggested stand:
Wind-up series



Folds down neatly providing an ideal solution for storage and transportation.



More Features:



Cable clip accomodates one O.D. 10mm and one O.D. 6.5mm wire through.



The ergonomic handle is made for excellent operation.



The junior receiver and baby receiver on the telescopic column.

The Kupo Ultra Boom is a versatile and durable boom arm made of lightweight aluminum alloy with black anodized finish. Its coaxial geared controls at the end of the boom enable a smooth 180-degree movement, making it easy to position your lighting fixture precisely where you need it. With a maximum load capacity of 5 kg (11 lb) and the ability to extend up to 2.7 m (8.8 ft) using a 4 kg (8.8 lb) counterweight (included), this boom arm can readily support your lighting needs. The dual cranks on the Ultra Boom also allow for remote control over the fixture's pan and tilt, providing even greater flexibility in positioning your lighting. When used in conjunction with the pivot clamp and a lighting stand, the Kupo Ultra Boom becomes a reliable and user-friendly tool for elevating and angling your lighting to achieve the desired effect without the need to climb a ladder. Whether you're shooting stills or video, the Kupo Ultra Boom is an essential accessory for any professional photographer or videographer.



Dual cranks provide remote pan and tilt control



Safety wire is attached for an extra level of security.



Always ensure the proper balance between your lighting fixture and counterweight on the boom.



The pivot clamp enables you to elevate and angle your lighting, allowing you to achieve the desired effect without the need to climb a ladder.



KCP-626B Ultra Boom

Ø: 35mm 3 sections boom arm with Pivoting Clamp
 KCP-645 & Counter Weight KCW-04
 Max. usable counterweight: 44.09lb (20 kg)
 Boom: 19.6lb (8.9kg)
 Counter weight (KCW-04): 4kg (8.8lb)

H 2.7m 8.8'	W 8kg 17.64lb	↓ max 5kg 11lb
--------------------------	----------------------------	-----------------------------

Constructed from 3 assembled solid steel columns with black-painted surface treatment, this heavy duty boom arm can be fully extended to 2.8M and loads up to 6.8kg (15lb). The built-in pivoting boom arm clamp not only offers a great flexibility to be mounted on the baby stud or junior receiver on the light stand, but also a positive lock with the ratcheted handle. The 4kg (8.8lb) counter weight is included and easily increases the stability of the boom by the locking clamp. The steel safety wire is attached to the stand for an extra level of security while your lighting in the air.



The spring loaded clips make sure the fit is right, tight and secure.



Can be easily disassembled to 32"(93cm) for storage or transport.



T-handle can be used as tool to assemble / disassemble the tube.



Safety wire is attached for an extra level of security.



KD-C25P x 4 pcs are included.



YOUTUBE
KUPO STEEL HEAVY DUTY
BABY BOOM
(KCP-628B)

KCP-628B Steel Heavy Duty Baby Boom

Ø: 35mm 3 sections boom arm with Pivoting Clamp
 KCP-645 & Counter Weight KCW-04
 Max. usable counterweight: 44.09lb (20 kg)
 Boom: 19.6lb (8.9kg)
 Counter weight (KCW-04): 4kg (8.8lb)

H max	W	↓ max
2.8m 9.2'	13.45kg 29lb	6.8kg 15lb



KCW-04
 Counter Weight 4kg (8.8lb)



Constructed from heavy duty painted iron, the Kupo counter weight is designed to work with a boom to balance heavier lighting rigs. Features a locking clamp which makes it easier to be moved up or down the boom accordingly whereas a bag remains at the end of the boom only. The rubber pad reduces surface damage and enhances gripping actions. Fits with any tube size between 20mm and 35mm in diameter.

Constructed from 3 assembled aluminum tubes with black anodized surface treatment, Kupo Aluminum Baby boom can be fully extended to 210cm (82.7") and loads up to 3kg (6.6lb). It is fairly easy to set up and breaks down with the provided Allen key on T-handle. The dismantled length of each tube is 75cm (30") which is perfect for storage or transport. The metal pivoting boom clamp can attach to shaft of most lightstands comes with 20mm (3/4"), 25mm (1"), 28mm (1-1/8"), 35mm in diameter. The supplied 4.54kg (10lb) wrap & go shot bag can easily be moved up or down the boom accordingly whereas many bags remain at the end of the boom. Features a safety wire for extra level of security.



Shot Bag is included
4.55kg / 10lb



YOUTUBE
KUPO ALUMINUM BABY
BOOM ASSEMBLY (KCP-621B)



KCP-621B Aluminum Baby Boom Assembly

Ø: 25mm 3 sections boom arm with Pivoting Clamp
KCP-235 & Shot Bag KSW-10.
Shot Bag (KSW-10): 10lb (4.55kg)

L	H	W	↓ max
75cm 30"	210cm 82.7"	6.55kg 14.41lb	3kg 6.6lb



KSB-621 Drawstring Carrying Bag for Aluminum Baby Boom Assembly (KCP-621B)

This bag is made of polyester, offers ideal protection. Comes with drawstrings makes it easy to store and access. A pouch with Velcro for tools storage. Accommodate with the Aluminum Baby Boom (KCP-621B), making it a valuable accessory for your gear.



KCP-629B Aluminum Baby Handheld Boom Stick

The heavy-duty aluminum construction boom stick comes with three risers and four sections allowing you to extend the lengths from a minimum size of 117cm (3.83') to a maximum usable length of 305cm (10.08'). Ideal for mobile lighting on-location so that you can go anywhere and position the light in any way you need. Extension limit markings on each aluminum section and sizable locking knuckles for securely adjusting the length.

Tube wall thickness: 1.5 mm (0.06")
Aluminum material
3 riser, 4 sections
(Dia.: 35mm, 30mm, 25mm, 20mm)

L	H	W	↓ max	T
117cm 46"	305cm 120"	1.5kg 3.3lb	3.6kg 7.94lb	A





YOUTUBE
KUPO STEEL BABY
BOOM (KCP-640M)



Hex baby pin



The swivel hook end allows a hanging sandbag, while staying vertical.



KCP-640M Steel Baby Boom

This boom arm can be used to position reflectors, flash heads, screens, tungsten lights and muslin backdrops. A chrome steel boom with 5/8" baby stud, telescopes from 3'8"- 7'8" [1.24M - 2.17M (48.8" - 85.4")] and supports up to 11lb (5kg) when fully extended. The heavy duty tilt locking device is designed to cooperate with a standard grip head to provide the ability to tightly lock and it allows the boom to slide within it to adjust the balance of your load. The hook end allows hanging a sandbag for added support.

With 5/8" (16mm) light stud
 2 risers, 2 sections
 (Dia.: 25mm, 30mm)

L	H	W	T
124cm 48.8"	217cm 85.4"	3.79kg 8.35lb	A



YOUTUBE
KUPO ALUMINUM
BAY BOOM (KCP-641B)



Hex baby pin



The swivel hook end allows a hanging sandbag, while staying vertical.

KCP-641B Aluminum Baby Boom

The same function as KCP-640M but with an aluminum boom arm. It telescopes from 3'8"- 7'8" [1.24M - 2.17M (48.8" - 85.4")] and supports up to 6.6lb (3kg) when fully extended.

With 5/8" (16mm) light stud
 2 risers, 2 sections
 (Dia.: 25mm, 30mm)

L	H	W	T
124cm 48.8"	217cm 85.4"	2.28kg 5.02lb	A



It's all about balance



KCP-648 Junior Boom Arm

The Kupo Junior Boom Arm is made from solid steel with black powder coated that can support a payload up to 40kg (88lb) when folded and up to 10kg (22lb) when fully extended. The heavy duty tilt locking device is designed to cooperate with a 4.5" grip head to provide the ability to tightly lock and it allows the boom to slide within it to adjust the balance of your load. The heavy duty steel hook is also welded on the end of the boom for hanging counter weight.

2 risers, 2 sections (Dia.: 35mm, 40mm)
 Load Capacity at Minimum Extension 168cm (66"): 40kg (88lb)
 Load Capacity at Maximum Extension 305cm (120"): 10kg (22lb)

L	H	W	T
168cm 66.15"	305cm 120"	7.0kg 15.4lbs	V



YOUTUBE
 KUPO JUNIOR DROP
 DOWN PIN (KCP-630)



KCP-630 Junior Drop Down **W** 1.32kg
 2.91lb

Designed for use on the end of a boom arm to maintain a constant downward angle of a mounted light box or other lighting instruments as the angle of the boom arm is changed. The 45° angle Drop Down is primarily used with reflectors to provide lower angles than most stands permit.




YOUTUBE
 KUPO BABY DROP DOWN
 ADAPTER (KCP-631)



KCP-631 Baby Drop Down **W** 0.62kg
 1.37lb

The same function as KCP-630 but with a baby receiver and baby pin. Additional knob on the elbow keeps the lighting fixture from moving when a specific angle is needed.



KCP-632 Coupler Junior Drop Down **W** 1.2kg
 2.64lb

This coupler comes with a junior receiver which allows mounting on any pipe with 2" (48-51mm) O.D. to maintain a constant downward angle of a mounted light fixture, as the angle of the pipe is changed.



YOUTUBE
KUPO PIVOTING
BOOM ARM CLAMP
(KCP-645)



KCP-645 Pivoting Boom Arm Clamp **W** 0.72kg
 1.58lb

Kupo pivoting clamp is constructed with solid aluminum die-casting & a plastic cardboard insert which can fit a wider tubing size from 30-35mm diameter boom. With 1-1/8" (28mm) male pin and 5/8" (16mm) female receiver, the attachment of a clamp can fit into the junior receiver or mount on the baby pin which gives great flexibility and adjustment.



YOUTUBE
KUPO PIVOTING LIGHT STAND
BOOM CLAMP (KCP-235)



KCP-235 Pivoting Light Stand Boom Clamp **W** 1.68kg
 3.71lb

Designed for mounting a boom arm to a heavy duty stand. Constructed with solid aluminium, it makes tilt and swivel adjustment of the boom arm quick and simple with the metal ratched handle. Four tube size 19mm (3/4"), 25mm (1"), 28mm (1-1/8") and 35mm are well built for attaching different sizes of tubes.



FH35 C-Boom Clamp for
1-1/4" (32mm) & 1-1/5" (35mm) Pipe **W** 830g
 30oz

Constructed rugged coupler for 1-1/4" (32mm) & 1-1/5" (35mm) pipe and a T-slotted ear designed for dropping into a large 4.5" Grip head (lollipop). Connecting it with a Grip Head and stand it can be securely mounted to act as a light boom. Also works great for holding a butterfly or overhead frame.

KCP-646 Heavy Duty Tilt Head w/ Crank Handle for Para FB **W** 3.26kg
 7.17lb

The Kupo Heavy Duty Tilt Head with Crank Handle is designed for the Broncolor® 220-FB which allows you to replace the Para's standard friction-lock tilt head with this crank-action head. With this practical crank, one person can effortlessly have easy single-hand locking adjustments for Para 220-FB. Also suitable for any tube size from 30-35mm in diameter.



Also known as "Menace Arm", it is designed primarily to boom the set in order to hold lighting in the desired position while keeping the stand out of the shot by the safest method. It works with a standard 1-1/2" schedule 40 pipe (48.3mm) or 1-1/4" schedule 40 pipe (42.4mm). The front adapter of the kit comes with 2 baby pins and 1 junior receiver which allows you to mount lighting fixtures or other grip accessories like a flag or frame. The rear adapter is also welded with 2 hooks for hanging over the sandbags to increase stability of the boom and a D-ring which is for a ratchet strap connection to the D-rings of the front adapter and center adapter which are mounted on the grip head. The joint pipe adapter comes with dual knobs for safely mounting while connecting the pipe from two sides. Features the unique captive locking knob which prevents the knob from coming off even if completely unscrewed. The safety wire with linchpin is attached for an extra level of security.



KCP-612 Pipe Boom Rig Kit
or Pipe 1-1/2" Sch.40(48.3mm) **W** 5.7kg
12.6lb

Pipe Boom Kit Includes:

1. Dual baby pin and single junior receiver front adapter x 1 pc
2. Center adapter with T-slot ear x 1 pc
3. Joint pipe adapter with 4 knobs x 1 pc
4. Rear adapter with dual sandbag hooks x 1 pc



KCP-612DB Double Pipe Boom Rig
for Pipe 1-1/2" Sch.40 (48.3mm) - Black **W** 8.1kg
17.9lb



With 4 knobs


KHS-C112 Joint Pipe Adapter

Constructed from heavy-duty steel with chrome plated surface treatment, this joint pipe adapter is designed for schedule 40 pipe (48.3mm).



KCP-633 1-1/2" SCH.40
Pipe Boom Rig Universal Head **W** 2.2kg
4.84lb

The Kupo 1-1/2" SCH.40 Pipe Boom Rig Universal Head is constructed from solid steel with a chrome-plated finish. This versatile accessory allows you to mount your gear on any pipe with a 1-1/2" SCH. 40 (48.3mm) diameter. Featuring an adjustable baby pin and junior receiver, it enables the mounting of lighting fixtures or other grip accessories, such as flags or frames, at any desired angle.



RS-RS2550
Ratchet Strap

This yellow ratchet strap comes 25mm in width and 5M in length, which is designed to increase the stability of a Pipe Boom Rig (or Menace Arm Kits) by weaving through the top ring of the center mount with the strap hooks to secure on both ends of the mounts.



KCP-613 Single Pipe Boom Rig
for Pipe 1-1/4" Sch.40 (42.4mm) **W** 6kg 13.2lbs



With 4 knobs

KHS-C114 Joint Pipe Adapter
for Pipe 1-1/4" Sch. 40 (42.4mm) **W** 1kg 2.2lbs

This joint pipe adapter is constructed from heavy-duty steel and features a chrome plated surface treatment for added durability. Specifically designed for use with 1-1/4" schedule 40 (42.4mm) pipe, this adapter is equipped with four wing knobs made from aluminum, allowing for easy and secure tightening of pipes.



KCP-613DB Double Pipe Boom Rig
for Pipe 1-1/4" Sch.40 (42.4mm) - Black **W** 8.1kg 17.9lb



KCP-613DB Double Pipe Boom Rig
for Pipe 1-1/4" Sch.40 (42.4mm) Includes:

1. 1-1/4" Sch.40 universal head x 1pc
2. Center adapter with T-slot ear x 1pc
3. Rear adapter with dual sandbag hooks x 1pc

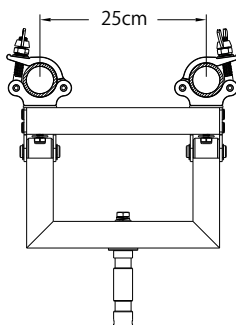


YOUTUBE
KUPU 4.5" GRIP HEAD
W/ JUNIOR STUD (KCP-440)



KCP-440
4.5" Center Grip Head w/ Junior Stud **W** 2.7kg 6lb

The 4.5" Center Grip Head consists of a pair of rotating aluminum discs attached to a junior 28mm (1-1/8") stud. The discs have two different sized "V" shaped jaws to accept any accessory with a 5/8" or 3/8" mounting stud or tubing. They are often used for clamping ears from an overhead or butterfly system. Features U-shape rotating disc holder welded with junior 28mm (1-1/8") stud is specially designed for centering the weight over the stand.



KCP-835D Swivel Truss Adapter
w/ 2" Couplers & Junior Pin **W** 5.5kg 12.1lb

The Kupo Swivel Truss Adapter allows you to quickly convert your stand which comes with 1-1/8"(28mm) junior receiver into a boom stand by mounting it on a truss system, facilitating the rigging of heavy fixtures for overhead lighting setups. This sturdy adapter features a robust aluminum frame constructed from 40mm x 40mm square tubing, connected to the swivel yoke with a 1-1/8" (28mm) junior pin designed for mounting on stands with junior receiver. On one side of the frame, there are four high-tensile aluminum extrusion couplers spaced 25cm apart (center-to-center) to securely fasten to industrial standard 2" (48~51mm) ladder truss, triangle truss, and square truss systems.

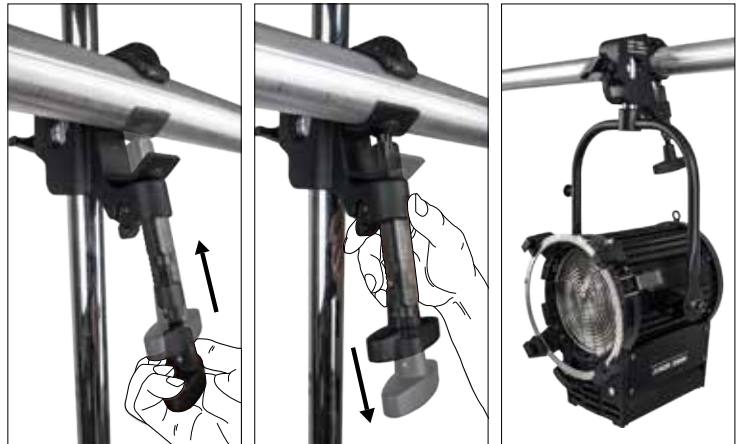
Side arm & offset arm are versatile and essential extension arm used to mount lights, reflectors, or flags. It can be attached to vertical column of lighting stand and the arm extends horizontally. Allowing you to position your lighting fixture away from the stand's main column without taking up significant footprint on the set. It also often used to create overhead lighting setups such as portrait photography or interviews. By extending the arm horizontally and positioning it above the subject for achieving even and flattering lighting on subjects.



YOUTUBE
TELESCOPIC HANGERS

PATENTED

Quick Release Clamp allows quick and secure suspension of a lighting fixture overhead for an unobstructed floor area.



Push to lock

Press to release

KCP-817

Quick Action Pipe Clamp **W** 1.1kg 2.43lb **max** 50kg 110lb

Kupo Quick Action Pipe Clamp is designed for rigging on a pipe with diameters from 22mm (7/8") ~ 54mm (2-1/8"). Features an unique quick action locking device which allows you to tighten or loosen the knob in just a snap. The telescopic column is available for hanging a lighting fixture by attaching any pipe with max dia. 35mm in vertical and max dia. 30mm in horizontal direction. The 28mm (1-1/8") stud can be also used for directly hanging a lighting fixture or any gear with a 28mm (1-1/8") stud.



KCP-818

Adjustable Baby Side Arm **W** 2.1kg 4.62lb

Designed for offsetting lighting fixtures or accessories with twin baby (16mm) pins from a stand. Features an adjustable quick release coupler which mounts on tube sizes from 22mm (7/8") ~ 54mm (2-1/8") and can be positioned anywhere along the 15" (380mm) length square tube quickly and easily.



KCP-819

Adjustable Junior Side Arm **W** 2.1kg 4.62lb

Designed for offsetting a boom arm or large lighting fixture from a heavy duty stand. Features an adjustable quick release coupler which mounts on any tube size from 22mm (7/8") ~ 54mm (2-1/8") and can be positioned anywhere along the 16.1" (410mm) length square tube quickly and easily.






YOUTUBE
KUPO SIDE ARM
W/ BABY PIN/RECEIVER
(KCP-806)

KCP-806

Side Arm with Baby Pin/ Receiver  20kg
 44lb

KCP-808 is specially designed for tube sizes from 31mm (1.25") to 38mm (1.50"). For example, it can fit into a C-stand tube size 35mm (1.4"). Included with the welding adapters are one baby pin and baby receiver, which offers the flexibility of connecting the small lighting fixture with the baby pin and other accessories with the baby receiver. The total length of this arm is 390mm.

Please be aware that different brands of C-stands on the market have varying tube diameters, which consequently affect the outer diameters of each section of the stand. Major brands like Avenger and Kupo use metric tubing, with the tube diameters for the three sections being 35/30/25mm respectively. Matthews, on the other hand, uses imperial tubing, with diameters of 1-1/4" (31.75mm), 1" (25.4mm), and 3/4" (19.05mm) for its sections. When using clamps on fixtures, please exercise caution to avoid situations where the tube diameter is too small to securely fasten.



KCP-808 Baby Side Arm  20kg
 44lb


Baby side arm with heavy duty coupler fits on tubes w/ diameters 2" (48-51mm) with a total length 390mm and double baby pins. This enables you to position a light head or grip head at a lower position or mount an additional light without the need for another stand.



KCP-809 Junior Side Arm  40kg
 88lb

A heavy duty coupler fits on tubes w/ diameters 2" (48-51mm) with 390mm side arm and junior receiver, which allows offsetting or adding a large light fixture on a stand either over or under (a safety linchpin is attached).





YOUTUBE
A GRIP CHOICE
ON LED PANEL
ACCESSORIES



YOUTUBE
KUPO PANEL
OFFSET ARM
(KS-164B)

KS-164B

Panel Offset Arm  30kg
66lb

Made by solid steel with black powder coating, the 390mm long panel offset arm features dual junior receivers which enables the luminaire to be mounted with upright or level position. Especially for Arri® Skypanel which can be mount vertical without removing yoke.



▲ 2M ratchet strap
x 2pcs supplied

KS-253 Column Arm

 4.5kg
9.9lb  40kg
88lb

Black powder coated steel, this 53cm (20.86") long column arm primary designed for easy mounting a light on a street lamp, tree, pillar or telephone pole with ratchet strap (supplied). A 1-1/8" (28mm) junior receiver and a 5/8" pin are built in one end of the arm which allows to mount a lighting fixture comes with a junior pin and a flag frame can be mounted with a grip head from a 5/8" (16mm) baby pin.



YOUTUBE
KUPO BABY
OFFST ARM (KS-058)



KS-058 Baby Offset Arm ↓
max 20kg
44lb

The 390mm Baby Offset Arm with two baby pins and one baby receiver, mounts on a baby stand where a light cannot be placed as close as desired to a subject or if you need to come over the top of the set to hide the stand behind a set wall. Caution: When offsetting a light it also offsets the weight, and it is necessary to place a sandbag or counterweight to prevent the tipping of the stand.



KS-059 Junior Offset Arm ↓
max 40kg
88lb

The 470mm Junior Offset Arm with a junior pin and receiver, can offset a large light fixture from its stand. It mounts to a stand with a junior pin top and with a junior receiver. It allows a light to be mounted either over or under (a safety linchpin is attached). An additional junior receiver is welded for an extra lighting fixture or an umbrella while working on a rainy day.



KS-158B Baby Adjustable Offset Arm ↓
max Closed: 20kg (44lb)
Full Extended: 10kg (22lb)

The same function as KS-058 but supplied with a length-adjustable device which allows you to extend the length from 48 to 71cm for the flexibility to adjust the distance from the center.



KS-159B Junior Adjustable Offset Arm ↓
max Closed: 30kg (66.1lb)
Full Extended: 15kg (33lb)

The same function as KS-059 but supplied with a length-adjustable device which allows user to extend the length from 48 to 71cm for the flexibility to adjust the distance from the center (a safety linchpin is attached).





YOUTUBE
KUPO BABY TRIPLE
HEADER (KS-066)



A threaded nub on the side of bar to hold the knob when using on a junior stand.

KS-066 Baby Triple Header **W** 1.5kg / 3.30lb

The handy adapter allows you to mount multiple light fixtures or accessories onto a single light stand. Features five baby studs with embossed necks welded onto sturdy steel measured 20mm(H) x 20mm(W) x 800mm(L) and offset for mounting five lights. It can be mounted on the stand top of a baby stud (16mm) or fit into a junior receiver (28mm). Additional 5/16"-18 threaded nub on the side of bar to hold the knob when using on a junior stand.




KS-055 Junior Multi Header **W** 4.59kg / 10.10lb

The Junior Multi-Header is a 40 x 40mm solid steel square tube, 100cm (40") length with anti-reflection black coating. Five junior receivers are attached with a junior stud (28mm) for a universal stand top or any mounting accessories that come with a junior socket. The both underside junior receivers equipped with safety wires to ensure this essential safety aid is always on hand. The Multi Header will support up to 50kg (110lb) of gear equally distributed on both sides of the Header and 15kg (33lb) of gear mounted on one side.



W 4.65kg / 10.23lb




KS-056 6 x Lantern T-Bar

The 6x Lantern T-Bar from is a handy way to mount up to six light fixtures on a heavy-duty light stand at once. The steel bar is measured 25mm(H) x 50mm(W) x 1420mm(L) and has six butterfly nuts to secure lights. It will support up to 12kg (26.4lb) of gear equally distributed on both sides of the Header and 6kg (33lb) of gear mounted on one side. The T-Bar mounts to a Junior stand via its (28mm) 1-1/8" spigot.

Constructed with chrome-plated steel, the handy baby stand extension is designed for adding the length from a top of a baby stand, baby plate or any equipment that comes with a baby stud. Features the unique design of 5/8"(16mm) ID and 1-1/8"(28mm) OD in the end of the extension tube that allows a fit for a baby pin and a junior receiver after removing the knob. An extra 1/4"-20 female thread on the top provides a great mounting solution to any lighting or video accessory that comes with a 1/4"-20 male thread. The knurled neck design on the baby stud also prevents slippage while the light is mounted.



YOUTUBE
KUPO BABY STAND EXTENSION
(006, 012, 018, 024 & 025)



006 6" Baby Stand Extension

L 23cm / 9.05" **W** 0.47kg / 1.04lb **T** A

012 12" Baby Stand Extension

L 38cm / 14.96" **W** 0.58kg / 1.28lb **T** A

018 18" Baby Stand Extension

L 53.5cm / 21.06" **W** 0.69kg / 1.52lb **T** A

024 24" Baby Stand Extension

L 69cm / 27.2" **W** 0.79kg / 1.74lb **T** A

025

Telescopic Baby Stand Extension **L** 40.2cm / 15.8" **H** 61cm / 24" **W** 0.8kg / 1.76lb **T** A

Constructed with solid chrome steel, Kupo Telescopic Baby Stand Extension is made to extend a light stand or boom from 40.2cm (15.8") to 61cm (24"). The 16mm (5/8") baby pin is ideal for standard lights, grip heads and other studio equipment, comes with a 16mm (5/8") baby receiver.



STAND EXTENSIONS

These double riser sections are identical to the ones that come with the Master C-Stands with Turtle Base. C-Stands get their sizing from the length of their riser sections. The 30" double riser for instance, has two (double riser) telescoping risers and one main section for a total of 90". Add the height of the base and you arrive at your maximum height, 2 risers, 3 sections (Dia.: 35mm, 30mm, 25mm)



YOUTUBE
KUPU C-STAND
RISER COLUMN
(CT-20M-TUBE)

YOUTUBE
KUPU C-STAND
RISER COLUMN
(CT-40M-TUBE)



CT-20M-TUBE
CT-20MB-TUBE (Black)

L 72cm
28.3" **H** 152cm
59.8" **W** 3.2kg
7.1lb **T** A

CT-30M-TUBE
CT-30MB-TUBE (Black)

L 90cm
35.4" **H** 204.5cm
80.5" **W** 4kg
8.8lb **T** A

CT-40M-TUBE
CT-40MB-TUBE (Black)

L 113cm
44.4" **H** 274.5cm
108" **W** 4.7kg
10.4lb **T** A



120M Junior Stand Extension **L** 138cm
54.3" **H** 228cm
89.8" **W** 4.9kg
10.8lb **T** V

The Steel Combo Stand Extension is a single riser double sections chrome plated stand extension with a Triple Function Universal Head with 1/8" (28mm) and 5/8" (16mm) Receivers with a Multi-Direction 5/8" (16mm) Stud. The bottom of the riser section has a junior 1/8" (28mm) stud that will fit into a Master C Stand Base, Runway Base or any piece of gear with a junior 1/8" (28mm) receiver. It can extend the length from 138cm to 228cm.



027M 45cm Junior Stand Extension **L** 45cm
17.7" **W** 1.9kg
4.2lb **T** V

The Kupo 027M is a 45cm long Junior Stand Extension featuring an aluminum die-casting stand top with black coating finish, comprising a 5/8" (16mm) baby spigot, a 5/8" receiver, and a Junior receiver. The chrome steel column comes with a 1-1/8" (28mm) junior pin, designed to seamlessly fit into Combo stand, C-Stand Turtle base, Runway base, or a junior wall plate, providing versatile support options for your equipment.



YOUTUBE
A GRIP CHOICE
ON LED PANEL
ACCESSORIES



YOUTUBE
KUPU JUNIOR STAND
EXTENSION
(027M)



017 2-Section Extension Pole **L** 27cm
10.7" **H** 43cm
17" **W** 0.42kg
0.9lb

The extension pole includes one riser and two sections and comes with a 3/8"-16 thread male on one end and 3/8"-16 thread female in the other. It allows it to be extended from 27cm (10.7") to 43cm (17") and can be locked with the die-casted aluminum wing locking knob. Aluminum material. 1 riser, 2 sections (Dia.: 30mm & 25mm)



Kupo offers various adjustable extension columns including lightweight aluminum and heavy duty steel columns to meet professional lighting control requirements by connecting with couplers, clamps, stands etc.



013-A Pole For Folding Mini Stand **L** 48cm
19" **H** 80cm
31.5" **W** 0.35kg
0.77lb **T** T

2-section black aluminum vertical pole for KUPU folding base mini stand which allows extending the maximum height of 2.7' (80cm). Aluminum material. 1 riser, 2 sections (Dia.: 1", 7/8")



042 4-Section Baby Stand Extension **L** 42cm
16.6" **H** 127cm
50" **W** 0.4kg
0.91lb **T** A

4-section black aluminum pole for extending your stand to the maximum height of 4.2' (127cm). Aluminum material. 3 risers, 4 sections (Dia.: 1", 7/8", 3/4", 5/8")




092 3-Section Baby Stand Extension **L** 89cm
35" **H** 230cm
92" **W** 0.6kg
1.32lb **T** T

3-section black aluminum pole allows extending from 3' (89cm) to 7.7' (230cm) and can be locked with the die-casting wing locking knob. Also may be used as a hand held light or microphone boom. Features a TVMP adapter at the bottom of the pole which allows a fit for a 16mm (5/8") stud or 28mm (1-1/8") receiver. Aluminum material. 2 risers, 3 section (Dia.: 25mm, 22mm, 19mm)



032 2-Section Adjustable Pole w/Baby Receiver **L** 52cm
20.47" **H** 86.8cm
34.17" **W** 0.32kg
11.11lb **T** S2

2-section black aluminum adjustable pole allows extending from 20.47" (52cm) to 34.17" (86.8cm) with snap locking knob. One end comes with dual way baby socket and another end is tapped with 3/8"-16 threads. 1 riser, 2 sections (Dia.: 25, 22mm)



SUPER VISER CLAMP

KCP-601-L
Super Viser Clamp (17")

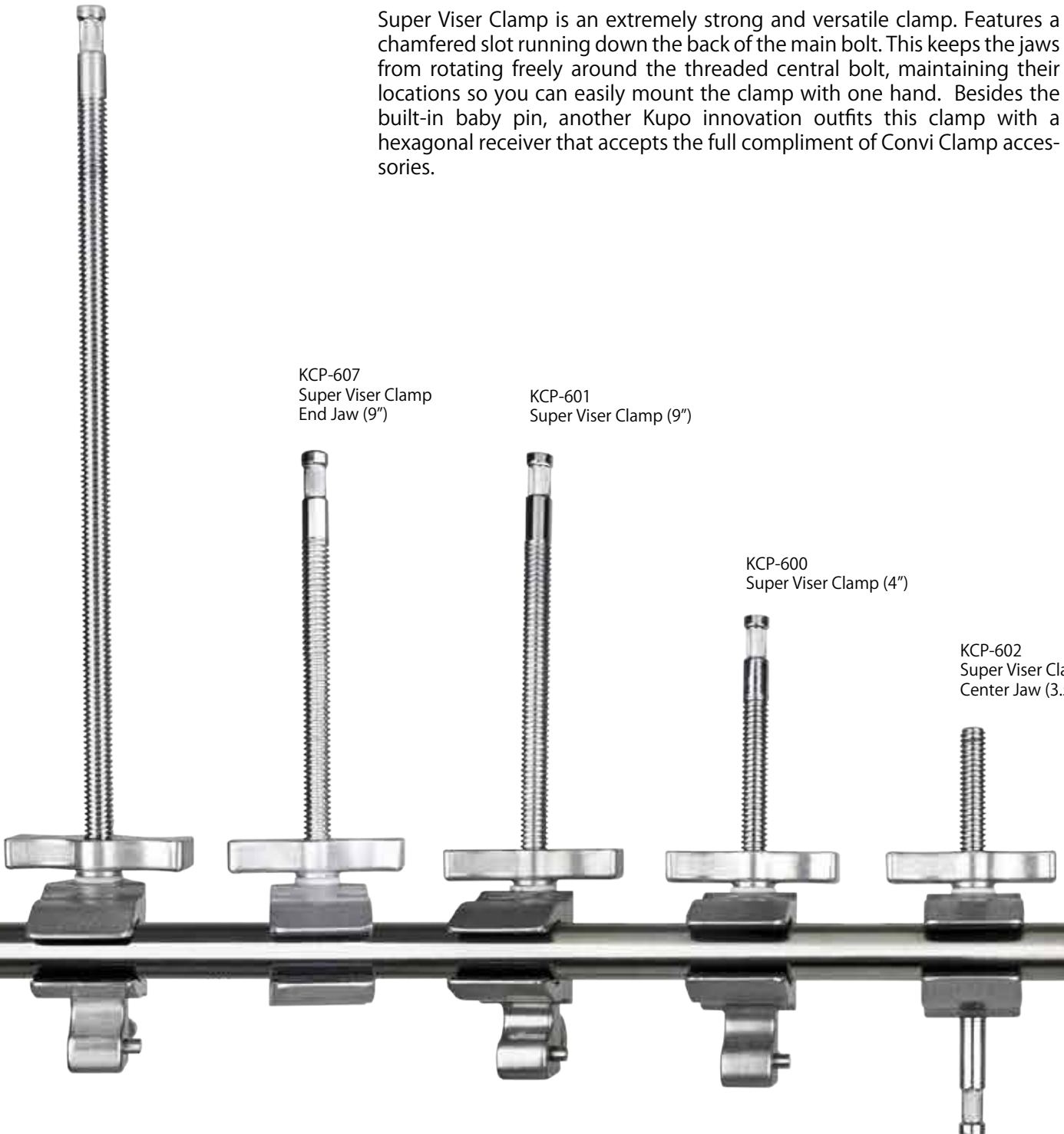
Super Viser Clamp is an extremely strong and versatile clamp. Features a chamfered slot running down the back of the main bolt. This keeps the jaws from rotating freely around the threaded central bolt, maintaining their locations so you can easily mount the clamp with one hand. Besides the built-in baby pin, another Kupo innovation outfits this clamp with a hexagonal receiver that accepts the full compliment of Convi Clamp accessories.

KCP-607
Super Viser Clamp
End Jaw (9")

KCP-601
Super Viser Clamp (9")

KCP-600
Super Viser Clamp (4")

KCP-602
Super Viser Clamp
Center Jaw (3.5")





The groove keeps the jaws aligned with one another.

KCP-601-L
Super Viser Clamp (17")



KCP-660B
Mini Viser Clamp



KCP-662B
Mini Viser Clamp
w/ Baby Stud



KCP-667B
Mini Viser Clamp
w/ 5/8"-27 Thread



KCP-604
Super Viser Clamp
End Jaw (4")





Super Viser Clamp is built with an aluminum die casting body making it sturdy and lightweight. The moveable jaws are designed for mounting on tubes or planks up to 101mm (228mm is available for longer version KCP-601). With the innovative grooved design on the threaded shaft, both jaws can be kept in the same direction all the way. In addition to the 16mm pin located at the end of the shaft, the unique design of 16mm socket is also built on the clamp that allows all Convi Clamp accessories to fit onto the Super Viser.

Features:

- (1) **Anti-Twist**
A clever groove notched into the back of the clamp keeps the jaws aligned with one another as they open and close.
- (2) **Rubber Padded Jaws**
Mechanical interlocking design instead of glue between the rubber pad and the aluminum die-casting jaws makes the rubber pad firmly attached to allowing secure mounting vertically or horizontally.
- (3) **16mm(5/8") Baby Pin**
The threaded shaft terminates in a 5/8" pin for mounting lights or grip accessories.
- (4) **Hex Receiver**
The hex socket is compatible with Convi or Super Clamps for additional mounting options.
- (5) **Beefy Handle**
The ergonomically designed handle provides maximum torque.



YOUTUBE
KUPO SUPER
VISER CLAMPS




The groove keeps the jaws aligned with one another.




Mechanical interlocking design makes the rubber pad firmly secure on the jaw.




Knurled neck for the maximum friction.




KCP-600 Super Viser Clamp 4" (10.16cm) **W** 0.67kg / 1.48lb




KCP-601 Super Viser Clamp 9" (24cm) **W** 0.86kg / 1.9lb




KCP-601-L Super Viser Clamp 17" (44cm) **W** 1.36kg / 3lb



KCP-607 **W** 0.68kg
1.5lb
Super Viser Clamp
End Jaw 9" (23.5cm)




KCP-604 **W** 0.61kg
1.35lb
Super Viser Clamp
End Jaw 4" (10.5cm)



KCP-602
Super Viser Clamp Center Jaw 3.5" (9cm) **W** 0.67kg
1.48lb

The Center Jaw Super Viser clamp features a fixed baby stud instead of fixed baby receiver at the end of the jaw which offers a different mounting solution to the traditional Super Viser Clamp in certain operating conditions.



KCP-608 Super Viser Clamp Center Jaw
W/ Indexed Baby Pin 3.5" (9cm) **W** 0.86kg
1.9lb


The Kupo Super Viser Clamp Center Jaw with Indexed Baby Pin is constructed from high-quality aluminum and steel, featuring a 5/8" (16mm) baby pin positioned at a 90-degree angle from clamp. The baby pin can be easily rotated along the shaft and securely locked into 8 different positions with each position set at precise 45-degree increments, and is locked down by a captive heavy duty nut. The jaw features unique mechanical interlocking rubber pad, provides a strong grip yet protects the surface while it's clamped around. It can mount securely onto round and square objects or just about any unique shape up to 3.5" (9cm) in diameter. The Super Viser Clamp Center Jaw with Indexed Baby Pin is the ultimate solution for professionals seeking reliability, versatility, and ease of use.



KS-610 Shaft Extension Adapter **W** 0.4kg
0.88lb

Constructed from precision machined steel with chrome plated surface treatment, the shaft extension adapter allows the center jaw of the super viser clamp to increase the length of the shaft for a wider gripping range to 10" (25.4cm).

Application:





KCP-660B Mini Viser Clamp **W** 280g
9.9oz

Mini version of the Super Viser Clamp which features a 1/4"-20 thread female on the dia. 3/8" (10mm) knurled steel rod and a 3/8"-16 male stud on the bottom of the jaw for connecting with a variety of lighting and video accessories. Ideal for a small backlight, to help hold a portable greenscreen, shotgun mic and perfect for confined spaces like tabletop photography or car interior photography. Jaws are constructed with alloy die-cast aluminum and mechanically interlocked with the rubber pad which gives superior weather resistance for locking it securely and gives maximum gripping range up to 2" (51mm). The 1/4" male -1/4"male adapter spigot (KS-051) is included.



1/4"-20 threaded female on the dia. 3/8" (10mm) knurled rod.



3/8" -16 threaded male stud on the bottom of jaw.



Groove design keeps the jaws aligned with one another as they open and close.



KCP-662B Mini Viser Clamp w/ Baby Stud **W** 351g
12.4oz

Features a 5/8" (16mm) baby stud instead of 3/8" (10mm) shaft for connecting with lightweight lighting fixtures and any accessories with 5/8" (16mm) baby receiver. Meanwhile, a 1/4"-20 threaded female is design for fitting into variety of lighting and video accessories.



1/4"-20 threaded female on the dia. 5/8" (16mm) baby stud .



3/8" -16 threaded male stud on the bottom of jaw.



Groove design keeps the jaws aligned with one another as they open and close.



KCP-667B Mini Viser Clamp w/ 5/8"-27 Thread **W** 400g
14oz

Features a 3/8"-16 female to 5/8"-27 male bushing on the 3/8" (10mm) threaded stud for easily mounting microphones on shelves, benches, cross bars, carts or desktop. The removable bushing also allows you to mount any equipment comes with 3/8"-16 female threaded on the clamp.



5/8"-27 Male Thread for Microphones Mount Holder.



3/8" -16 threaded male stud on the bottom of jaw.



Groove design keeps the jaws aligned with one another as they open and close.




KCP-195 5/8" (16mm) Rod Clamp w/ a 5/8" (16mm) Baby Stud **W** 100g
3.53oz

Features a center jaw which allows it to mount the clamp on a 5/8" (16mm) rod and terminated at a 5/8" (16mm) pin for connecting small light, camera or other accessories. Quick and efficient method to add a baby (5/8") pin onto any 5/8" rod without the hassle of removing everything from your grip kit.

Mini Viser Clamp w/ U Grip Applications:



Rod Clamp applications:



The wall spreader set is designed for a background support or an overhead beam to hang lighting fixtures by placing speed rail pipe or lumber at each end and telescopic kit to insure a tight fit to walls. It can be used in both horizontal and vertical position. To avoid damage try to find the stud hiding behind the drywall and keep the wall spreader in line with it. The 100 x 100mm thick 0.25" (6.35mm) welded plates with predrilled holes are padded to protect the wall and ceiling.



YOUTUBE
KUPO WALL SPREADERS
(KCP-712 & KCP-714)



KCP-712 Wall Spreader Set
 for Pipe 1-1/2" Schedule 40 (O.D.48.3mm)

3 piece set used as a background support or an overhead beam to hang lighting fixtures by placing 1-1/2" Sch.40 which is O.D.1.9" (48.3mm) aluminum pipe between two rigid points. The 100 x 100mm and thick 0.25" (6.35mm) welded plates with predrilled holes are padded to protect the wall and ceiling.



KCP-714 Wall Spreader Set
 for Pipe 1-1/4" Sch.40 (O.D.42.4mm)

3 piece set used as a background support or an overhead beam to hang lighting fixtures by placing 1-1/4" Sch.40 which is O.D.1.66" (42.4mm) aluminum pipe between two rigid points. The 100 x 100mm and thick 0.25" (6.35mm) welded plates with predrilled holes are padded to protect the wall and ceiling.



KCP-712TSK Telescopic Wall Spreader Kit
 for Pipe 1-1/2" Sch.40 (O.D.48.3mm)

5 piece kit used as a background support or an overhead beam to hang lighting fixtures by placing 1-1/2" Sch.40 which is O.D.1.9" (48.3mm) aluminum pipe and telescopic adapter between two rigid points. The 100 x 100mm and thick 0.25" (6.35mm) welded plates with predrilled holes are padded to protect the wall and ceiling.



KCP-714TSK Telescopic Wall Spreader Kit
 for Pipe 1-1/4" Sch.40 (O.D.42.4mm)

5 piece kit used as a background support or an overhead beam to hang lighting fixtures by placing 1-1/4" Sch.40 which is O.D.1.66" (42.4mm) aluminum pipe and telescopic adapter between two rigid points. The 100 x 100mm and thick 0.25" (6.35mm) welded plates with predrilled holes are padded to protect the wall and ceiling.



KCP-712TSA Telescopic Adapter
 for Pipe 1-1/2" Sch.40 (O.D.48.3mm)

The adapter including 2 pieces, one pipe reducer from 1-1/2" Sch.40 (O.D.48.3mm) to 1" Sch. (O.D.33.4mm) and one I.D.34mm sleeve with slot. Allow additional 1" pipe to extend out if the exact span is unknown. To upgrade KCP-712 standard wall spreader kit to telescopic type.



KCP-714TSA Telescopic Adapter
 for Pipe 1-1/4" Sch.40 (O.D.42.4mm)

The adapter including 2 pieces, one pipe reducer from 1-1/4" Sch.40 (O.D.48.3mm) to 1" Sch. (O.D.33.4mm) and one I.D.34mm sleeve with slot. Allow additional 1" pipe to extend out if the exact span is unknown. To upgrade KCP-714 standard wall spreader kit to telescopic type.



KCP-712DB Double Spreader Set
for Pipe 1-1/2" Schedule 40 (O.D. 48.3mm) - Black

W 4.5kg
9.9lb

The Kupo Double Wall Spreader Set is a three-piece kit designed to securely fasten a standard 1-1/2" sch.40 (48.3mm) pipe between two walls. Constructed from durable black powder-coated steel, this set offers added strength and stability by allowing for the use of two pipes. The span can be easily tightened to ensure a secure fit, making it a reliable and practical option for a background support or an overhead beam to hang lighting fixtures.



KCP-714DB Double Spreader Set
for Pipe 1-1/4" Schedule 40 (O.D. 42.4mm)- Black

W 4.5kg
9.9lb

The Kupo Double Wall Spreader Set is a three-piece kit designed to securely fasten a standard 1-1/4" sch.40 (42.4mm) pipe between two walls. Constructed from durable black powder-coated steel, this set offers added strength and stability by allowing for the use of two pipes. The span can be easily tightened to ensure a secure fit, making it a reliable and practical option for a background support or an overhead beam to hang lighting fixtures.



DPC-112B Double Pipe Connector
For 1-1/2" SCH. 40 (O.D. 48.3mm) Speed Rail

Kupo Double Pipe Connector is welded 2 piece of steel tube in black powder coat finish with space 0.9" (22.8mm). This connector is specifically designed to work seamlessly with 1-1/2" sch. 40 (O.D. 48.3mm) speed rail systems. The double configurations, offering enhanced flexibility, time-saving and secure mounting solution for your lighting, camera, monitor or other gear. It is easy integration into your existing speed rail setup without the need for additional adapters or modifications.



DPC-114B Double Pipe Connector
For 1-1/4" SCH.40 (O.D.42.4mm) Speed Rail

Kupo Double Pipe Connector is welded 2 piece of steel tube in black powder coat finish with space 0.9" (22.8mm). This connector is specifically designed to work seamlessly with 1-1/4" (42.4mm) speed rail systems. The double configurations, offering enhanced flexibility, time-saving and secure mounting solution for your lighting, camera, monitor or other gear. It is easy integration into your existing speed rail setup without the need for additional adapters or modifications.



YOUTUBE
KUPO WALL SPREADERS
(KCP-712 & KCP-724)



KCP-724 Wall Spreader Set For Lumber 2" x 4" **W** 3.2kg
7lb

Designed for a background support, or an overhead beam to hang lighting fixtures by placing cut lumber at each end. Just simply screw the planks into the wall spreader ends and then adjust the bolt to ensure a tight fit to wall. It can be used in both horizontal and vertical positions. The thickness of the square steel plate is 0.25" (6.35mm).





KCP-129 10" C-Clamp w/ Adjustable Junior Receiver

Constructed from drop forged steel with black powder coated the 10" C-Clamp comes with an adjustable 1-1/8" (28mm) junior receiver that allows you to rig lighting fixture while mounting this clamp in both vertical or horizontal way. A safety wire is built with the clamp to ensure this essential safety aid is always on hand. Safety pin is attached with safety wire to keep it safe for pan adjustment of light fixture while the knob of clamp is loose.



KCP-114 4" C-Clamp W/ Baby Stud

Constructed from black coated steel, the C-Clamp comes with two separate 5/8" (16mm) baby pins on different positions which allows mounting a light fixture in desired position.

KCP-116 10" C-Clamp w/ Baby Stud



KCP-117 4" C-Clamp w/ Tree Branch Holder

Constructed from zinc plated steel, the 4" C-Type clamp welded with tree branch holder to use a real tree branch instead of a cello or wood cookie for natural branch movement. The ear for mounting in grip heads is welded on to c-clamp allows quickly mount a tree branch in any desired position.



KCP-141 Split C-Clamp for 1-1/2" Sch.40(48.3mm) Pipe

Taking two halves of 10" C-clamp and welded speed rail fittings with double M10 set screws tightening by #5 hex key. Passing through a 1-1/2" sch.40 (48.3mm) pipe and creating a C-clamp for any size span.

Chain Clamp

The Kupo Chain Clamp with Dual Baby 5/8" Stud is a specialized tool that allows to support and position lighting, camera equipment, and other accessories on any size pipe up to 6" (KCP-605) or 10" (KCP-606) in diameter. Due to the flexibility of the chain, it provide a reliable and adjustable means of securing irregularly shaped or large objects such as a tree branch. This is particularly useful in situations where other types of clamps might not be suitable. The clamp welded with two baby 5/8" (16mm) studs, one mounted on the back of the clamp at a right angle and another at the end of the handle that is used to adjust the tension when locked down which can save time and effort in setup. Both studs have a knurled texture preventing movement or vibration when locked in place. The release lever has a set-screw with a knob to prevent accidental opening of the clamp when locked in place.

Features:

1. The chain can be adjusted to accommodate various shapes and sizes of objects.
2. Easy to adjust tension and fit by turning the 5/8" baby stud in the rear of clamp.
3. The chain is built with high-grade heat-treated alloy steel for maximum toughness and durability.
4. Two 5/8" baby pins provides strong support for mounting in opposite directions.
5. The embossed neck of 5/8" baby studs offer the maximum friction for mounting fixture.



Embossed neck offers the maximum friction. Always lock with safety T-handle for better protection.



On a tree.




On a steel tube.



KCP-605 6" Chain Clamp **W** 1kg / 2.2lb

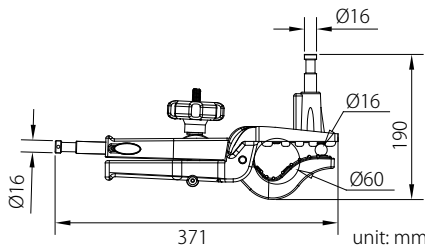


KCP-606 10" Chain Clamp **W** 1.2kg / 2.64lb



Gaffer Grip

Gaffer grip clamp is a versatile tool used by grips and gaffers to secure and position lighting fixtures, flags, scrims and other accessories on set. Kupo gaffer grip clamp is designed to provide a quick mounting way, providing the efficiency of the production. Bring grip professionals and lighting technician's creative visions to life while maintaining a safe and organized environment.



KCP-500

Large Gaffer Grip **W** 1.25kg / 2.75lb **↓** 10kg / 22lb



YOUTUBE
KUPU LARGE GAFFER
GRIP (KCP-500)

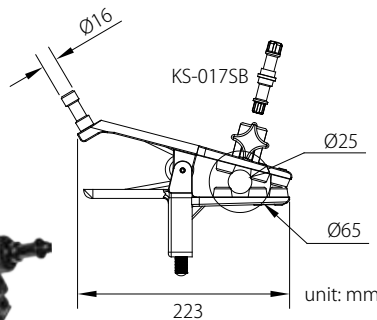
A quick mounting and multi-purpose clamp which will grip on flat or round surfaces. There is a variable tension control knob with a removable 5/8" (16mm) baby pin mounted in a female baby receiver in the handle and another 5/8" (16mm) baby pin mounted on the upside of upper jaw. The clamp works on diameters from 5/8" ~ 2-3/8" (16 ~ 60mm).



Multiple mounting points, allowing for the attachment of various accessories or the simultaneous mounting of multiple items. The handle of the clamp features a detachable 5/8" baby pin at its rear end, providing versatility to adapt the clamp to different needs, either as a stud or a receiver. One end of the removable baby pin is specially machined with a flat surface, facilitating secure locking by the clamp's knob without rotation.

The rubber protective pads on the upper and lower jaws of the clamp are designed with grooves and are secured by rivets. This design enhances the locking tightness while simultaneously providing protection to the clamped object.

The large handle of the clamp is ergonomically designed and features a rubber anti-slip cover for enhanced grip. Complemented by a cam design on the handle casting, it facilitates safe and rapid. The handle is equipped with a spring, ensuring it remains securely fixed and resistant to unintentional disengagement after fastening.



KCP-550 Small Adjustable Gaffer Grip

W 0.66kg / 1.45lb



YOUTUBE
KUPU SMALL ADJUSTABLE
GAFFER GRIP (KCP-550)

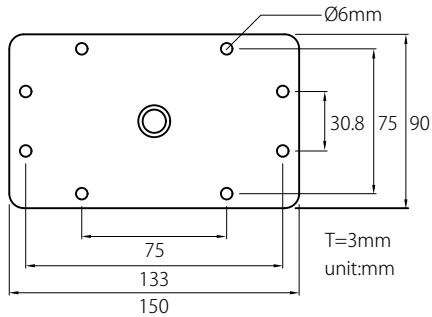
The Kupo Adjustable Gaffer Grip is a versatile and lightweight mounting solution for lighting fixture, polyfoam, reflector and accessories. Made from sturdy aluminum alloy, it features adjustable tension for quick and secure mounting. This Gaffer Grip includes one fixed baby 5/8" (16mm) stud and one detachable steel universal adapter 5/8" (16mm) baby stud with both 1/4"-20 and 3/8"-16 threads on either side. The universal baby stud is mounted on a baby receiver, allowing flexible attachment options. The jaws are equipped with 12 rubber pads, enhances the locking tightness while simultaneously providing protection to the clamped object. The clamp works on diameters from 1" to 2.56" (25~65mm).



Grip professionals use wall plates to secure various production equipment such as lighting fixtures, cameras, monitors, microphones, and other accessories. These plates provide a stable and safe anchor point for mounting the gear.

The Kupo Wall Plate comes with size 3.5" x 6" (9x15cm) in 3mm thick steel plate welded with baby pin or junior receiver. This plate gives you the option of mounting it by using screws or nails through any of the 8 anchor points Dia.6mm pre-drilled into the plate. Attached to a wood or metal base, they make great free-standing floor mounts, also known as "pigeon plates" by nailing to an Apple box or can be positioned almost anywhere when clamped between the discs of a grip head.

The 4 of 8 anchor points are drilled in 75 x 75mm VESA configuration to offer one more function to mount monitor in reverse.



Standard 3.5" x 6" (9x15cm) plate



Pin is welded on plate



75 x 75mm Vesa compatible



YOUTUBE
KUPU WALL PLATE
W/ 3" BABY STUD
(KS-046)



KS-046 **W** 0.4kg
14.1lb
3" Baby Wall Plate

3.5" x 6" (9 x 15cm) plate welded with 3" long 5/8" baby stud. The 75mm x 75mm drilled holes allows to easy mount for any LCD monitor which comes with standard VESA mount 75mm x 75mm.



YOUTUBE
KUPU RIGHT ANGLE
BABY WALL PLATE
(KS-043)



KS-043 **W** 0.65kg
1.44lb
Right Angle Baby Wall Plate

3.5" x 6" (9 x 15cm) plate welded with a right angle 5/8" baby stud. 8 anchor points are for nails or screws giving options for mounting anywhere. May be used on a wall, ceiling, or an apple box where it is not easy to set up a lighting stand or boom arm.



YOUTUBE
KUPU BABY WALL PLATES
(KS-045 & KS-044)



KS-045 **W** 0.72kg
1.59lb
6" Baby Wall Plate

3.5" x 6" (9 x 15cm) plate welded with 6" long 5/8" baby stud.



YOUTUBE
KUPO BABY WALL PLATES
(KS-045 & KS-044)

KS-044 **W** 0.85kg
1.88lb
9" Baby Wall Plate

3.5" x 6" (9 x 15cm) welded with 9" long 5/8" baby stud.



KCP-340 Baby Plate w/ EZ Grip Finger **W** 0.8kg
1.77lb

The square plate attached to the ball joint pivots from -45° to 90° while the collar rotates 360° incorporating another 5/8" pin. Plate size: 3.5" x 6" (9 x 15cm)



KS-047 **W** 0.62kg
1.37lb
Baby Receiver Plate

3.5" x 6" (9 x 15cm) plate welded with a 5/8" baby receiver. Great tool for mounting a lighting fixture or grip accessory to a wall. Mount to a baby stand directly or take off the knob for access in to a junior receiver or use as a platform for monitor, speaker or lighting fixtures.



KS-145 **W** 0.47kg
1.04lb
Baby Cheater Wall Plate

3.5" x 6" (9 x 15cm) plate welded with 3" long baby pin at an angle. It is designed for eliminating barn door interference when positioning a lighting fixture.



YOUTUBE
KUPO JUNIOR WALL
PLATE (KS-048)

KS-048
Junior Wall plate **W** 0.68kg
1.51lb

3.5" x 6" (9 x 15cm) plate welded with a 4" long 1-1/8" junior receiver for larger lighting.



KS-057 Offset Baby Wall Plate **W** 0.94kg
2.07lb

3.5" x 6" (9 x 15cm) plate welded with 9" long post offset with 2 Baby (5/8") mounting studs for fixtures.

SUPER CONVI CLAMP

The Super Convi Clamp is more than just an amazing clamp, it's the foundation of an entire grip system. Features a hexagonal receiver that accepts dozens of Convi accessories from a simple stud to the versatile Max Arm to mount almost any light fixture, camera or accessory.



SUPER CONVI CLAMP

The Super Convi Clamp is made from a lightweight aluminum with all stainless steel parts that will support loads of up to 20kg (44 lb). It features a hexagonal receiver that accepts dozens of Convi accessories from a simple stud to the versatile Max Arm to mount almost any light fixture camera or accessory. The receiver features a spring locking safety system to ensure that the Convi accessory won't separate from the clamp if the locking screw loosens unexpectedly. The Convi Clamp has a jaw that will extend from 0.5"-2.0" (12-51mm) in diameter. It also features a saddle to securely mount it on flat surface.

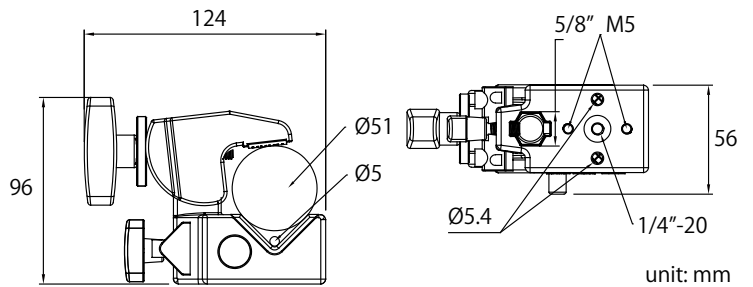


YOUTUBE
KUPO SUPER CONVI CLAMP
SYSTEM (KCP-700 & KCP-710)



KCP-700 Super Convi Clamp - Silver
KCP-700B Super Convi Clamp - Black

W 0.45kg
1lb
m.max 20kg
44lb

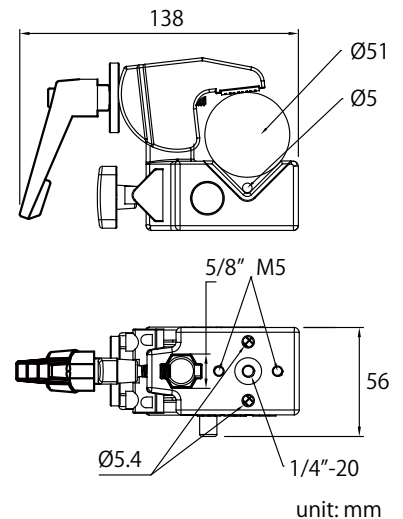


YOUTUBE
KUPO SUPER CONVI CLAMP
SYSTEM (KCP-700 & KCP-710)



KCP-710 Super Convi Clamp w/ Racheted Handle - Silver
KCP-710B Super Convi Clamp w/ Racheted Handle - Black

W 0.45kg
1lb
m.max 20kg
44lb



KCP-710 and KCP-710B features a ratcheted handle that allows the user to rotate the handle in a complete circle to tighten or loosen it in a very tight operating space.



Specifications:
Length: 1.7" (4.31cm) /
Height: 0.75" (1.91cm) /
Width: 1.06" (2.69cm)

KCP-7SDL Super Convi Clamp Saddle **W** 0.01kg
0.02lb

Kupo Convi Clamp Saddle is a triangular plastic wedge that fits into the Convi's jaw to give it a better grip on flat surfaces such as shelving or wooden planks within 1.25" thickness. The notch in the center for storing it under the stud lock knob when not in use. A must have accessory for Super Convi Clamp.

CUSTOM COLORS & LASER ENGRAVING LOGO
are available upon request! (MOQ 200 pcs)



KCP-710B-26 Super Convi Clamp with Adjustable Handle and Hex Stud (Black) **W** 0.52kg / 1.15lb

This combination includes a Kupo Super Convi Clamp with Adjustable Handle (KCP-710B) and an anti-twist brass hex baby stud with 1/4"-20 male thread (KS-026) that allows mounting of lights, cameras or other accessories on the clamp.



KCP-720 Double Super Convi Clamp (Silver) **W** 1.09kg / 2.4lb

The Double Super Convi Clamp is a pair of Super Convi Clamps joined back to back at the junction where 2 socket cap screws bolting together providing a 90 degree angle. With few of these clamps to create a lighting rig over your set with easy.



KCP-720B Double Super Convi Clamp (Black) **W** 1.09kg / 2.4lbs



KCP-270B Super Convi Clamp Grip head **W** 1.09kg / 2.4lb


This is a small and lightweight component of the Super Convi clamp and Grip Head with hex stud that allows you to insert lighting and grip arms. The Super Convi Clamp securely fastens around a lighting stand or tripod leg or many other sources allowing you to be versatile with your lighting set-ups.



YOUTUBE
KUPO GRIP HEAD
W/ HEX STUD (KCP-260B)

KCP-260B Grip Head w/ Hex Stud **W** 0.64kg / 1.41lb

The Grip Head with Hex Stud is identical to the 2-1/2" Grip Head with big handle but is not mounted to a baby 5/8" (16mm) receiver, it's mounted to a hexagonal stud designed to fit the Super Convi Clamp and Super Viser Clamp systems. It is most often used in conjunction with a grip arm, giving you complete flexibility to position gobos "go between" such as flags, scrims and silks as well as other accessories virtually anywhere. This grip head is clad in a stealthy black powder coated finish.




"it's mounted to a hexagonal stud 11mm in length to fit the Super Convi Clamp and Super Viser Clamp system."

ONE DEVICE WITH 2 FUNCTIONS:



1. It provides 2 hex mounting locations on opposite in one Super Convi Clamp.



2. Using a pair of these to attach a background support pole like Kupole system when the cross bar needs to be positioned at the same height where the locking handle is located at. When attached to a Super Convi Clamp, the socket is extend out an inch from the clamp so both keeping the same distance from the pole.



KD-731B Super Convi Clamp
Additional Socket w/ Spring Safety Pin

W 141g
4.98oz

It provides an additional 5/8" socket to a Super Convi Clamp, supplied with a spring safety pin and built in slot that can be used for safety cable. Remove the Super Convi Clamp jaw screw, take out the brass nut out and drop this in.



KD-730
Super Convi Clamp Additional Socket - Silver

W 130g
4.58oz


KD-730B
Super Convi Clamp Additional Socket - Black

W 130g
4.58oz

Add an additional 5/8" socket to your Super Convi Clamp with this Super Convi Clamp Double Socket from Kupo. This stainless steel accessory is designed to be durable and inconspicuously connected to your Super Convi Clamp, and it provides expanded functionality.



Clamp Barrel Range:
13-55mm



KCP-735 Binocular Clamp

W 0.45kg
11lb **↓** 20kg
max 44lb

Ideal mounting solution for keeping your binocular in place on any tripod head or fluid head. It features an unique large serration design that keeps your binocular from slipping and the 1/4"-20 thread female under the clamp is used for mounting on any tripod head or fluid head.



KCP-741 Super Convi Clamp
with Mount Hook for Nanlite PSU

W 0.52kg
1.15lb

Super Convi Clamp comes with an machined aluminum mounting hook that allows you to effortlessly mount your Forza ballast or a controller on the heavy duty stand or any tube which is 5~51mm in diameter. The ideal mounting solution for your Nanlite Forza ballast.

Forza is a registered trademark of Nanlite.



Key-locking knob



W 0.45kg
11lb **↓** 20kg
max 44lb

KCP-736B Super Convi Clamp w/ Security Knob

Features a keyed locks knob which provides a security solution while your valuable equipment is mounted in a public place. High strength composite of the locking knob assures the reliability and durability to prevent your devices from theft and unwanted tampering.



YOUTUBE
KUPO PSU RAIL
MOUNT ACCESSORIES
(KCP-738 & KCP-700-PRM)



YOUTUBE
A GRIP CHOICE
ON LED PANEL
ACCESSORIES



KCP-738 Super Convi Clamp for ARRI® PSU Rail Mount **W** 0.51kg / 1.12lb

Super Convi Clamp equipped with a CNC aluminum plate which allows Arri® PSU Rail Mount Adapter to be effortlessly slide on. A great mounting solution for supporting the power supply unit on any tube from 5-51mm (especially on wheeled light stand) or flat surface.



YOUTUBE
KUPO V-LOCK SYSTEM
(KS-272, KS-273
& KCP-739)



KCP-739 Super Convi Clamp With V-Lock Base **W** 0.5kg / 1.1lb

This clamp is made of classic Super Convi Clamp with CNC-machined aluminum V-lock base, making an easy fit to pipe or tube dia. 5-51mm for any device with V-lock wedge (KS-270 not included).


Power adapter with V-lock wedge (KS-270) attached to KCP-739

Designed for any device with V-lock wedge to attach to pipe or tube.



KCP-740 Super Convi Clamp W/ Front Box Mounting Plate **W** 0.5kg / 1.12lb

Super Convi Clamp comes with an aluminum made front box mounting plate that allows you to mount your front box on the stands, tripods, tables, dolly or any object comes with outside dia. from 5mm to 51mm.



KCP-701 Toothy Convi Clamp - Silver **W** 0.5kg / 1.1lb

The Toothy Convi Clamp is designed, as the name suggests, with teeth for the purpose of biting and gripping trees and other wood surfaces.

KCP-715 Toothy Convi Clamp w/ Coupler **W** 1kg / 2.2lb **↓ max** 15kg / 33lb

Featuring a half coupler for 2" (48-51mm) tube with the toothy Convi clamp making it useful in a variety of situations.



KS-001 3/8" Snap In Pin **W** 85g / 3oz

Solid steel 3/8"(9.5mm) Snap in Pin works with gobo head or fixture with 3/8" receiver.



KS-002 1/2" Snap In Pin **W** 120g / 4.23oz

Solid steel 1/2"(12.7mm) Snap in pin works with gobo head or fixture with 1/2" receiver.



KS-003 5/8" Snap In Pin **W** 160g / 5.64oz

Made by chrome plated steel, this 5/8" Snap in Pin comes with hex end for Convi Clamp and the other round end for lighting fixture or gobo head.



KS-004 M12 x 30 Stud **W** 70g / 2.46oz

Solid steel TVMP Snap In Pin comes with M12 male threaded allows to attaches right to the yoke of lighting and works with Covi clamp.



KS-006 M12 Threaded Socket w/ Bolt **W** 85g / 3oz

Solid steel TVMP Snap-in Pin comes with M12 threaded socket and bolt allows to attaches right to the yoke of lighting and works with Convi clamp.



KS-005 M10 x 25 Stud **W** 65g / 2.29oz

Solid steel TVMP Snap In Pin comes with M10 male threaded allows to attaches right to the yoke of lighting and works with Convi clamp.




KS-007 M10 Threaded Socket w/ Bolt **W** 90g / 3.17oz

Solid steel TVMP Snap-in Pin comes with M10 threaded socket and bolt allows to attaches right to the yoke of lighting and works with Convi clamp.



YOUTUBE
KUPO JOINING
STUD SWIVEL (KS-008)



KS-008 Joining Stud/Swivel **W** 25g / 0.88oz

Made by chrome steel, this double hex stud allows you to joint two Convi Clamps at six different locking positions to each other.



KS-009 150mm Extension **W** 100g / 3.53oz

Made by chrome plated steel, this 150mm extension bar allows you to joint two Convi Clamp together at a distance of 15cm from each other.



YOUTUBE
KUPO 90/45 DEGREE
JOINING STUD (KS-016)



KS-016 90 / 45 degree Joining Stud **W** 25g / 0.88oz

Designed for Convi clamps it can be joined back to back at right or repeatable angles. Useful for making frames or mounting heavy duty crossbars.




KS-010 Offset Arm 215mm (8.4") **W** 540g
19oz

Steel made offset arm with a two hex adapters, one on the end of the arm and another at a right angle to it for mounting flexibility. The other side of the arm features two opposing baby 5/8" pins for mounting light fixtures or any other baby accessory with a baby receiver.



YOUTUBE
KUPO HEX J HOOK
(KS-012)



KS-012 Swivel Steel U hook (Set of 2) **W** 182g
6.42oz

The steel U hook with a hex pin which is screwed and Loctite together. It works great with Kupo Super Convi Clamp in a 90 degrees. But it is possible to change direction by using a heating gun when it is necessary. A good way for hanging power packs to C stands. The packs act as a counter weight eliminating stand bags and thereby clears the floor of obstacles. Another application is for holding cross bars on Kupoles to support backdrop paper or a muslin background. There is a 3/8"-16 tapping hole in the bottom of the hook which permits, a blot (not included) to go through the hook and crossbar to secure the crossbar in place.



KD-812P **W** 90g
3.18oz
Single Steel U hook



Constructed from solid steel with a chrome plated finish, the Kupo Single U Hook is designed with a 16mm pin featuring four flat surfaces. This design enables easy mounting on Convi Clamp, 4 Way Clamp, and 3 Way Clamp Systems. It can be attached to poles in either vertical or horizontal orientations using the Convi Clamp. The robust construction makes it ideal for hanging strobe packs, ballasts, or securely rigging background crossbars to light stands, providing a reliable solution for various photography and lighting setups.



YOUTUBE
KUPO CUP HOLDER
(KD-815P)



KD-815P Cup Holder **W** 200g
7.05oz

Cup holder is an ideal widget allowing easy connection with Convi clamp (KCP-700) or 4 way clamp (KCP-950) to add space to a cluttered desk and keep you from accidentally spilling your drinks. The holder is made of durable aluminum alloy with dia. 7.4cm space which can fit most standard coffee cups.



KS-014 Hex Stud 3/8"-16M to 1/4"-20M **W** ^{40g} 1.41oz
 Solid brass hex camera stud is designed for Convi clamps. It comes with 3/8"-16 male and 1/4"-male thread to mount camera directly to a camera head.



KS-015 Hex Stud 3/8"-16F & 1/4"-20F **W** ^{25g} 0.88oz
 Solid brass hex adapter is designed for Convi clamps. It comes with 3/8"-16 female and 1/4"-20 female thread.



KS-020 / KS-020B 5/8" Compact Alu. Snap in Pin **W** ^{38g} 1.34oz
 Lightweight aluminum 5/8" (16mm) adapter with hex stud for Convi clamp and round head in the other side. Special for Desisti & laniro lighting fixtures.



KS-025 Hex Baby Stud 3/8"-16 **W** ^{70g} 2.47oz
 Solid brass made, this stud comes with hex end for Convi Clamp and the other round end for lighting fixture. It also allows rotating while connecting two Convi clamps. 5/8" (16mm) baby stud with 3/8"-16 male threads.



KS-026 Hex Baby Stud 1/4"-20 **W** ^{70g} 2.47oz
 Solid brass made, this stud comes with hex end for Convi Clamp and the other round end for lighting fixture. It also allows rotating while connecting two Convi clamps. 5/8" (16mm) baby stud with 1/4"-20 male threads.




KS-038 Hex Adapter w/ 3/8"-16F & 3/8"-16M **W** ^{45g} 1.59oz
 Solid brass made 5/8" hex adapter keeps it from rotating in Convi clamp with one end 3/8"-16 female threads and the other end 3/8"-16 male threads.



KS-130 Hex Adapter w/ 3/8"-16F & 1/4"-20 M **W** ^{45g} 1.59oz
 Solid brass made 5/8" hex adapter keeps it from rotating in Convi clamp with one end 3/8"-16 female threads and the other end 1/4"-20M male threads.




KS-023H 3/8"-16 Head Mounting Plate w/ Hex Stud **W** ^{100g} 3.53oz
 Round flat plate made to mount ball head or any other accessory tapped with a 3/8"-16 threads for Convi clamp. Features a hex stud which keeps the stud from rotating inside the Convi clamp.



KS-011 100mm Square Mounting Plate **W** ^{290g} 10.23oz
 10 x 10cm palte welded with a 5/8" hex stud for fitting into Convi clamps.



KS-018H Hex 16mm Stud w/ M10 Thread **W** ^{62g} 2.19oz
 Solid brass made hexagonal stud comes with M10 threads and wing nut for stirrup's fixture for a rapid connection to Convi Clamp.



KS-031 Snap-in Right Angle Pin **W** 410g / 14.46oz

This stud features a hex pin on one side for the Convi & Super Viser Clamp Systems and a baby stud for easy mounting of lighting fixtures or accessories.



YOUTUBE
KUPO HEX SWIVEL
EXTENSION ARM W/
5/8" RECEIVER (KS-019)



KS-019 Swivel Extension Arm w/ 5/8" Receiver **W** 354g / 12.5oz

A mini extension arm with 5/8" baby receiver on one side and a hexagonal stud on the other for fitting into the Convi clamp. The double ball elbow joint offers the ability to articulate the two sides in any directions.



KS-195 Extension Arm w/ Universal Adapter Spigot **W** 0.2kg / 0.44lb

Constructed from solid aluminum die-cast material with black powder coating, the Kupo Extension Arm is a 6" extension arm designed for attaching to a Super Convi clamp for hanging a light or a camera from a light stand or pole. The extension arm features a 16mm (5/8") baby receiver and a removable universal adapter spigot with 1/4"-20 and 3/8"-16 male threads. The arm end has a hex-shaped stud that snaps into a Super Convi Clamp or Super Viser clamp preventing the arm from rotating.



YOUTUBE
KUPO MINI FLEX ARM
W/ ALLIGATOR CLIP
(KD-735P)



KD-735P Mini Flex Arm w/ Alligator Clip **W** 118g / 4.2oz

The Mini Flex Arm with Alligator Clip is a flexible arm with a 3/8"-16 female thread tapped inside a baby 5/8" (16mm) stud on one side and an alligator clip on the other. It's the perfect accessory to hold small items such as a mini flag or reflector. It's 11.4" (29cm) in length.



YOUTUBE
KUPO SQUARE
CLIP (KD-816)



KD-816P / KD-816B Square Clip

The handy aluminum spring clamp provides an excellent mounting solution of your posters that can be surely clipped by its spring tension clamp and easily connect to the Convi clamp (KCP-700) with the 5/8" adapter terminated at the bottom of the clamp. (5.3cm W x 9cm H)



Fit to Convi clamp



Fit to four way clamp



Opening for shoulder strap

KS-099 Bracket for Vagabond® Mini Lithium Portable Power Pack **W** 160g / 5.7oz

Great widget for offering mounting solutions to the Vagabond® Mini Lithium Portable Power Pack. Matte-black, neat profile, and the sturdy steel yoke is built to go through strap slots on the Vagabond and hold it without slipping. Through a single screw, it can be quickly and firmly fastened to the 1/4"-20 socket of power pack. The welded hex stud is customized to fit the Convi clamp and four-way clamp, leaving the power pack mounted anywhere without spinning. Each end of the yoke is slotted for accommodating a shoulder strap, making it easy for moving and carrying the portable power pack. * Vagabond Mini Lithium is a registered trademark of PAUL C. BUFF, INC.



YOUTUBE
KUPU MULTI-FUNCTIONAL
V-MOUNT BATTERY
BRACKET KIT
(KS-199)



With adapters



With adapter and V mount battery

KS-199 Multifunction V-mount Battery Bracket Kit

Made with Convi clamp (KCP-700) and a V-mount battery bracket, it offers a great storage and mounting solution for your battery and transformer. An ideal way to both stabilize your light stand and free up floor space. The bracket constructed from precise laser-cutting steel with black matt powder-coated finish makes it work seamlessly with battery, transformer and Convi clamp. The built-in V-mount battery holder allows you to secure mount a battery on the bracket effortlessly and a D-Tap output is also equipped for connecting your gear. In the reverse position of the bracket, the unique transformer cradle keeps your transformer in place inside the bracket with the elasticized Velcro. Simply making use of two tear-shaped holes, the bracket can be quickly hung on the plastic stoppers mounted in the bottom of Convi clamp. With the spring-loaded clamp, allowing it to fit a variety of stand width up to 50mm in diameter and is easy to snap on and off for quick set up or take-down.



YOUTUBE
KUPU PSU RAIL
MOUNT ACCESSORIES
(KCP-738 &
KCP-700-PRM)



YOUTUBE
A GRIP CHOICE
ON LED PANEL
ACCESSORIES

KCP-700-LDS

A L-shape tiny bracket that fastens LD system array CURV 500 SLAT with Convi clamp. Made of thickness 4.5mm roll steel. Sturdy and durable. Machined with 2 x M6 countersunk bores for connecting CURV 500 SLAT, and 1 x M12 bore for connecting a stud with Convi clamp.

KCP-700-PRM

PSU® Rail Mount Adapter for Convi Clamp **W** 55g / 1.94oz

CNC made anodized aluminum plate designed for the Super Convi Clamp with two M5 sets screws. This allows for the Arri® PSU Rail Mount Adapter to be easily attached, and provides a mounting solution for supporting the power supply unit on any tube from 5-51mm (especially on wheeled light stand) or flat surfaces with the Super Convi Clamp. (Size: 50 x 29.5 x 16mm)



YOUTUBE
KUPO SQUARE
J HOOK (KD-795B)



KD-795B Compact U Hook - Black
KD-795P Compact U Hook - Silver

The aluminum made Compact U Hooks (Set of two) are accessories for the Convi Clamp (KCP-700). It has a narrow profile (1.6cm in depth) which can hold thinner objects that are flat and narrow.



KD-710P-C
Panel holder for thickness up to 1.0cm
KD-712
Panel holder for thickness up to 1.2cm



Aluminum made panel holder comes with hex neck allows to have six angle adjustment in Convi Clamp (KCP-700).



YOUTUBE
KUPO BOOK SHELF
(KD-742P)



KD-742P
Book Shelf - Silver ↓
max | 9kg
19.8lb

The aluminum made L bookshelf comes with connecting adapters that allows to firmly attached to Convi clamp (KCP-700). Ideal for temporary keeping your equipments or books in place on the L shaped shelf to a stands, poles or truss. Size: 25cm(W) x 20cm(D) x 25cm(H).



YOUTUBE
KUPO CATALOGUE
SHELF (KD-743P)



KD-743P
Catalogue Shelf - Silver ↓
max | 9kg
19.8lb

The aluminum made L catalogue shelf comes with connecting adapters that allows to firmly attached to Convi clamp (KCP-700). Ideal for temporary keeping your equipments or catalogue in place on the L shaped shelf to a stands, poles or truss. Size: 25cm(W) x 8.6cm(D) x 25cm(H).



KD-790B Bracket Shelf Holder - Silver
KD-790P Bracket Shelf Holder - Black

The aluminum made L Bracket Shelf Holder (set of 2) is 2 right angle brackets with a hex stud mounted to one side. They are good for mounting flat objects to a pair of Kupoles with Convi clamp (KCP-700).



YOUTUBE
KUPO ALUMINUM
DISPLAY SHELF (KD-740P)

KD-740P
Display Shelf - Silver ↓
max | 4.5kg
9.9lb

Constructed from 38 x 38cm aluminum square display shelf and a 37cm long extension shaft which allows it to attached on Convi Clamp (KCP-700) with supplied screws. The square display shelf is able to be adjusted on the shaft to the desired position with the 16mm baby receiver and locking knob equipped under the shelf.



YOUTUBE
KUPO BANNER ROD
W/ STUD (KD-760SP)

KD-760SP Banner Rod with Stud - Silver

The aluminum rod is measured 25mm in diameter and 61cm in length allows you to easy hang flags, banners and various display items with the Convi clamp (KCP-700)





YOUTUBE
KUPO ROUND STUD
W/ 3/8"-16M & 1/4"-20M
THREADS (KS-014R)



W 40g
1.41oz

KS-014R Round Stud 3/8"-16M & 1/4"-20M

Solid brass round camera stud with 3/8"-16 male and 1/4"-20 male thread to mount camera directly to a camera head. This is a replacement stud for the Tilting Umbrella Adapter.



KS-073 **W** 40g
1.41oz
Adapter Stud 3/8"-16F & 1/4"-20M

Solid brass made 5/8" adapter stud with 3/8"-16 female thread is designed to convert an accessory with 3/8"-16 male threads to an industry-standard 5/8" stud to support equipment such as light fixtures. The stud is topped with 1/4"-20 male threads for additional mounting options.



YOUTUBE
KUPO ROUND STUD W/
3/8"-16F AND 1/4"-20F
RECEIVERS (KS-015R)



KS-015R Round Stud 3/8"-16F & 1/4"-20F **W** 32g
1.13oz

Solid brass made Dia.16mm adapter comes with 3/8"-16 female and 1/4"-20 female thread. One of the side is flat for making it easy to tighten and prevents rotating once mounted. To mount it with umbrella bracket to clamps allowing placement of small off camera flash in place where a lighting stand cannot go. Screw it onto the top of a camera tripod to instantly transform it into a lighting stand.



YOUTUBE
KUPO UNIVERSAL
STUD (KS-017)



KS-017 **W** 70g
2.47oz
Brass universal Adapter Spigot
Universal 5/8" (16mm) stud w/ 3/8"-16M and 1/4"-20M.

KS-017SB **W** 70g
2.47oz
Steel Universal Adapter Spigot

Steel made universal 5/8" (16mm) stud w/ 3/8"-16M and 1/4"-20M (Black).




KS-018 **W** 62g
2.19oz
5/8" (16mm) Stud w/M10 x25mm Stud

Easy to be mounted on the yoke of a lighting fixture with the M10 thread and wing nut.




KS-075 Adapter Stud to 3/8"-16 Thread **W** 70g
2.47oz
Solid brass round 5/8" adapter stud with 3/8"-16M.



KS-286 5/8" (16mm) Baby Pin w/ Screw for Wood **W** 50g 1.76oz

For 13mm Wrench

Made of aluminum 5/8" (16mm) baby pin with a M8 wood screw that allows you permanently or temporarily mount directly into a wood surface. Features 4 flat surfaces on the baby pin that makes it easy to tighten or loosen the pin with tool.



KS-107 Detachable Anti-Spin Baby Pin **W** 500g 1.8oz

9 cm long aluminum baby pin with stainless steel 1/4"-20 thread central bolt, features locating key & slot to have a "Mortise and Tenon" joint for preventing rotation. The flats on the top of pin also makes tighten/loosen effortlessly with a #13 spanner. Perfect to be in conjunction with either Universal Single T12 LED Tube Holder (KCP-388) on a grip head or Super claw (KCP-732B) for positioning your baby pin on any tube from 13~35mm.




YOUTUBE
KUPU DROP CEILING
ADAPTER W/ 5/8" STUD
(KD-CM16P)



KD-CM16P Ceiling Frame Mount w/ Male 5/8" Baby Adapter **W** 90g 0.2lb

The Kupo Ceiling Frame Mount with Male Spigot Adapter is designed to attach to the metal frame which supports your ceiling tiles. This ceiling clip bracket mount has a 5/8" male stud that accepts lighting fixtures or any compatible 5/8" receiver accessory. Additional 1/4"-20 female thread on the top of baby pin also provides a great mounting solution for a Video/ Audio transmitter.



KS-027 5/8" (16mm) Male Adapter (M10) **W** 70g 2.47oz

Steel made 5/8" (16mm) adapter with tapped M10 thread female.




KS-037 5/8" (16mm) Male Adapter (3/8"-16) **W** 70g 2.47oz

Steel Made 5/8" (16mm) adapter With tapped 3/8"-16 thread female.



YOUTUBE
KUPU BABY 5/8" STUD W/
1/4"-20F THREAD (KS-076)



KS-076 **W** ^{40g}_{1.41oz}
5/8" Stud w/ 1/4"-20 Female Thread

Aluminum baby pin with 3.5" long with 1/4"-20 female thread on both end, compatible with standard 5/8" (16mm) baby receiver. A must-have adapter to convert a 1/4"-20 male thread into a 5/8" baby stud. Designed with knurling section for a better grip and a Dia.6mm hole under that enables to pass through a pin or hex key as leverage for easy tightening. With safety hole on the top end as a cotter pin receiver.



KS-096 **W** ^{40g}_{1.41oz}
5/8" Stud w/ 3/8"-16 Female Thread

Aluminum baby pin with 3.5" long with 3/8"-16 female thread on one end and 1/4"-20 tapping on the other end, compatible with standard 5/8" (16mm) baby receiver. A must-have adapter to convert a 3/8"-16 male thread into a 5/8" baby stud. Designed with knurling section for a better grip and a Dia.6mm hole under that enables to pass through a pin or hex key as leverage for easy tightening. With safety hole on the top end as a cotter pin receiver.



KS-077
5/8" Stud w/ 1/4"-20M Thread (12mm) **W** ^{50g}_{1.76oz}

3.5" long aluminum baby pin with a 1/4"-20 male thread 12mm in length on one end and 1/4"-20 female on the other, compatible with standard 5/8" (16mm) baby receiver. A must-have adapter to convert a 1/4"-20 female thread into a 5/8" baby stud. Designed with knurling section for a better grip and a Dia.6mm hole under that enables to pass through a pin or hex key as leverage for easy tightening. With safety hole on the top end as a cotter pin receiver.



KS-239 5/8" Stud w/ 1/4"-20M Thread (7mm)

3.5" long aluminum baby pin with a 1/4"-20 male thread 7mm in length on one end and 1/4"-20 female on the other, compatible with standard 5/8" (16mm) baby receiver. A must-have adapter to convert a 1/4"-20 female thread into a 5/8" baby stud. Designed with knurling section for a better grip and a Dia.6mm hole under that enables to pass through a pin or hex key as leverage for easy tightening. With safety hole on the top end as a cotter pin receiver.




KS-078 5/8" Stud w/3/8"-16 Male Thread (12mm) **W** ^{50g}_{1.76oz}

3.5" long aluminum baby pin with a 3/8"-16 male thread 12mm in length on one end and 1/4"-20 female on the other, compatible with standard 5/8" (16mm) baby receiver. A must-have adapter to convert a 3/8"-16 female thread into a 5/8" baby stud. Designed with knurling section for a better grip and a Dia.6mm hole under that enables to pass through a pin or hex key as leverage for easy tightening. With safety hole on the top end as a cotter pin receiver.



KS-129
5/8" Stud w/3/8"-16 Male Thread (25.4mm) **W** ^{60g}_{2.11oz}

3.5" long aluminum baby pin with a 3/8"-16 male thread 25.4mm in length on one end and 1/4"-20 female on the other, compatible with standard 5/8" (16mm) baby receiver. A must-have adapter to convert a 3/8"-16 female thread into a 5/8" baby stud. Designed with knurling section for a better grip and a Dia.6mm hole under that enables to pass through a pin or hex key as leverage for easy tightening. With safety hole on the top end as a cotter pin receiver.



KS-074 Long Double Stud 5/8" **W** 160g
5.64oz

A solid steel 4.9" long 5/8" baby stud with chrome finish and fits into a Super Convi clamp or any C-stand grip head as an extension or boom arm. Put a cotter pin or spring safety pin on the top to use it as a drop down pin. The indentations are great for holding the light and modifier from rotation.




1/4"-20 ▶
male thread



▼ 1/4"-20
female thread

KS-149 Baby Pin w/ 1/4"-20 Male Thread **W** 200g
70oz

The 5.5"(140mm) long steel made baby pin with a 1/4"-20 male thread and a 1/4"-20 female thread in reverse position allows you to use your equipment with a variety of grip equipment including standard grip heads, suction cups, light stand, articulating arm and more.



3/8"-16 ▶




YOUTUBE
KUPO BABY 5/8"
GRIP ARM PIN (KS-022)

▼ 1/4"-20

KS-022 Grip Arm Pin w/ Collar **W** 0.16kg
0.35lb

5/8" steel baby pin, with 5.5" (14cm) length, is designed for fitting into the grip head and can be connected to the lighting fixtures or other grip accessories. Features a 1/4"-20 female hole on one side and a 3/8"-16 female hole on the other. The knurled neck offers maximum friction and the collar design provides an anchor to prevent the pin from sliding completely through the grip head.



▼ 1/4"-20
female thread


KS-115 Double Ended Spigot **W** 180g
6.3oz

Solid brass spigot features a 5/8" (16mm) baby at one end allowing it to fit into the 5/8" receiver of Super Convi Clamp or any piece of gear with a 5/8" receiver providing compatibility with cameras or accessories with a 1/4"-20 threads at the other.





YOUTUBE
KUPO 3/8"-16
MOUNTING PLATE
W/ BABY 5/8"
STUD (KS-023)



KS-023 3/8"-16 Head Mounting Plate w/ 5/8" Stud **W** 100g 3.53oz

Dia.2.25"aluminum mounting plate with a 3/8"-16 screw on top fits into any 5/8"baby receiver such as the Super Convi Clamp or lighting stand to mount a ball head on for camera or monitor. Good for overhead shots or covert a lighting stand into camera stand when it is necessary. 3 set screws underneath the mounting plate and a flat side on the 5/8"stud can be tightened against, so it will not rotate.



KS-024 1/4"-20 Head Mounting Plate w/ 5/8" Stud **W** 100g 3.53oz

Dia.2.25"aluminum mounting plate with a 1/4"-20 screw on top fits into any 5/8"baby receiver such as the Super Convi Clamp or lighting stand to mount a ball head on for camera or monitor. Good for overhead shots or covert a lighting stand into camera stand when it is necessary. 3 set screws underneath the mounting plate and a flat side on the 5/8"stud can be tightened against, so it will not rotate.

O.D.17mm spigot(DABO) specialized made for Japanese market



KS-013FS
Ø17mm Steel Spigot **W** 65g 2.3oz

Ø17mm spigot (DABO), female 3/8"-16 threaded.



KS-013F
Ø17mm Steel Spigot **W** 75g 2.65oz

Ø17mm spigot (DABO), female threaded with 3/8"-16 bolt & washer.



KS-113
Ø17mm Steel Spigot **W** 88g 3.1oz

Ø17mm spigot, female threaded w/ 3/8" to 1/4" stainless steel adapter (26mm width).




KS-013 Ø17mm Steel Spigot **W** 80g 2.9oz

Ø17mm spigot (DABO) male threaded w/ 3/8"-16 washer & lock nut for C-05 & C-01 family.



KS-151 Double Stud 16 to 17mm Adapter **W** 95g 3.36oz

Made by solid steel, this double stud features a knurled neck on one side for the maximum friction and one milled flat on the other to avoid rotating while mounted inside a 5/8" baby receiver. Additional 3/8"-16 female threaded is tapped for connecting with a variety of accessories for video and lighting.



YOUTUBE
 KUPO BABY RECEIVER
 (16MM W/ 1/4"
 THREAD MALE
 (KS-060)



KS-060

5/8" Baby Receiver w/ 1/4"-20 Thread **W** ^{90g} 3.17oz

Locking adapter for 5/8" light stand allows vertical or horizontal mounting of a light fixture, flash, or camera that has a 1/4"-20 threaded receiver.



KS-062 5/8" Baby Receiver w/ 3/8"-16 Thread **W** ^{90g} 3.17oz

Locking adapter for 5/8" light stand allows vertical or horizontal mounting of a lighting fixture, flash, or camera that has a 3/8"-16 threaded receiver.




YOUTUBE
 KUPO THREE WAY MOUNT
 BABY ADAPTER 5/8"
 FEMALE TO 3/8"-16 MALE
 (KS-162)

KS-162 3 Way Mount Baby Adapter 5/8" Receiver to 3/8"-16 Male **W** ^{150g} 5.3oz

Steel made with black coating, the unique locking adapter for 5/8" (16mm) light stand allows vertical or horizontal mounting of a lighting, flash or camera that has a 3/8"-16 male threads. Features an oblique hole design that enables you to have an additional 35 degree tilt for eliminating barn door interference when positioning a lighting fixture.






YOUTUBE
KUPO BABY ADAPTER
FOR ELINCHROM
[KS-079]



KS-079 Adapter for Elinchrom **W** 70g
2.47oz

Constructed from lightweight aluminum with knurled neck for the maximum friction while tightening the knob. 1/4"-20 female thread on the top of 16mm stud for attaching any accessories, comes with 1/4"-20 male thread. * Elinchrom is a registered trademark of Elinchrom SA.



KS-144 5/8" Baby Receiver
To 3/8" Diameter Stud **W** 110g
3.87oz

Made of solid metal, which allows for mounting smaller or 3/8" lights & grip gears to larger 5/8" stud of light stands. This design enables mounting in either a vertical or horizontal configuration!

KS-098

Adapter Stud 5/8" Receiver to 5/8" Stud **W** 100g
3.52oz

Constructed from lightweight aluminum to increase the length of the regular baby stud. It converts the threaded baby stud into a non-threaded stud. You may use this adapter at the end of a grip arm or a stand when attaching a right angle mount.



W 120g
4.23oz

KS-152 Profoto Stand Adapter Plus 16mm (5/8")

Specially designed for mounting Profoto, or other strobe heads or monolights with a 16mm (5/8") female mount. The length on this adapter provides a small distance from an overhead pipe or boom to improve aiming of the light head alone over a stud. * Profoto is a registered trademark of Profoto AB. Weight: 110g (3.9oz)



KD-CF16P

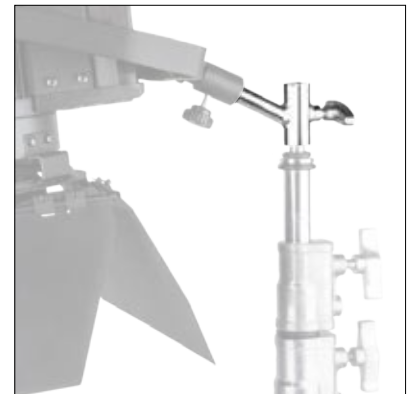
Ceiling Clip Female Baby receiver **W** 160g
0.3lb

The Kupo Ceiling Clip Female Bracket is an adapter designed to clip on the metal part that supports your ceiling tiles and presses its other side to secure in place. This ceiling clip bracket mount has a 5/8" receiver with metal fastener that accepts lighting fixtures or any compatible 5/8" stud accessory.




KS-071 Double Baby Receiver Adapter **W** 0.91kg
0.42lb

Chrome plated steel female to female adapter, it includes a welded boss to ensure long-lasting operation of the locking knobs. The KS-071 adapter can be used to convert 5/8" male light stand top to a 16mm female socket or to obtain a 16mm female attachment from 16mm spigot.



KS-147 Baby Receiver to Cheater Baby Pin **W** 0.25kg
0.56lb

A 5/8" baby receiver welded with a 3" long baby pin at an angle. It is designed for eliminating barn door interference when positioning a lighting fixture or making it effortless to angle down a beauty dish.



KS-146 Right Angle Baby Adapter **W** 0.5kg
1.1lb

Made of solid steel, this baby adapter permits a fixed 90-degree angle offset from any baby pin. The other end is TVMP adapter which allows fitting into 1-1/8" (28mm) junior receiver or a 5/8" (16mm) baby stud.



YOUTUBE
KUPO 3-WAY BABY
ADAPTER (KS-148)



KS-148 3-Way Baby Adapter **W** 0.65kg
1.43lb

Made of solid steel comes with three 16mm (5/8") baby male pins and TVMP adapter which allows fitting into 1-1/8" (28mm) junior receiver or a 5/8" (16mm) baby stud.



KS-166 Pipe Spinning Gag for 5/8" (16mm) Pipe **W** 1.1kg
2.42lb

Constructed from solid steel with chrome plated, this pipe spinning gag consists of six 5/8" (16mm) baby receivers with set screws and terminated a TVMP adapter which allows fitting into 1-1/8" (28mm) junior receiver or a 5/8" (16mm) baby stud. The top end is tapping 3/8"-16 threads for easy adding a fixed plate. With a rotary bearing system, it provides a 360 degree spinning so that you can build a lazy Susan, swing 5/8" (16mm) pipes overhead with lights on them to create a tunnel light effect for cinematography in the studio.



YOUTUBE
A GRIP CHOICE
ON LED PANEL
ACCESSORIES



YOUTUBE
KUPO JUNIOR
BABY ADAPTER
(KS-201)



KS-201 Junior Baby Adapter **W** 435g
0.96lb

Constructed from solid steel with chrome plated, this adapter allows those lighting fixture comes with a junior stud being mounted on a baby stand or a baby c-clamps. The V shape receiver design makes effortless to insert irregularly sized studs. Both receivers feature ergonomic metal knob with stainless blot for a secure grip and tightening.



KS-070 Female Adapter 16 to 17mm **W** 100g
0.22lb

This is an aluminum female to female adapter and is used to convert a 5/8" male light stand top into a 17mm female socket or obtain a 17mm female attachment from 16mm spigot.



YOUTUBE
KUPO TVMP
ADAPTER (KS-090)



KS-090 TVMP Adapter **W** 290g
0.64lb

TV to Motion Picture adapter which allows fitting into 1-1/8" (28mm) junior receiver or a 5/8" (16mm) baby stud. The adapter is designed to attach on the yoke of a lighting fixture that can be mounted to the stand or fit into a junior receiver of a clamp rigged on the truss. The bolt thread size is 1/2"-13.






KS-116 **W** 85g
0.18lbs
Baby Receiver (16mm) w/ 1/4"-20 Male Thread



KS-117 **W** 85g
0.18lbs
Baby Receiver (16mm) w/ 1/4"-20 Female Thread

Baby Ball Head Adapter features a 16mm socket (I.D.) and 28mm barrel (O.D.) which allows you to mount ball head with 3/8"16 female thread to any grip gears. The dia.49mm aluminum plate comes with 3 locking set screws underneath to fasten up the ball head or equipment keep them from rotating. The compact size and lightweight aluminum material makes it ideal for traveling.



KS-097 Baby Ball Head Adapter **W** 350g
0.78lbs
w/ 3/8"-16 x 29.5mm Long Bolt



YOUTUBE
KUPU BABY BALL HEAD
ADAPTER (KS-097)




KS-097LB Baby Ball Head Adapter **W** 350g
0.78lbs
w/ 3/8"-16 x 78mm Long Bolt



Inside diameter: 5/8" (16mm)
outside diameter: 1-1/8"
(28mm)



For C-stand.



For lightweight
aluminum stand.




For stand with
Junior stand top.



Mounting on a boom as
an overhead camera



On the slider stand.



KS-126 5/8" Baby Socket w/ Knob **W** 144g
4oz

The alu casting 5/8" (16mm) stirrup baby socket with knob is the receiver which fits the ARRILUX 125, Compact 125, ARRI 300 / 650 Fresnel Plus and ARRILITE 650 / 800 / 1000 / 2000 halogen fixtures. * ARRI is a registered trademark of ARRI Group.



KS-319 ARCA Swiss Type Base for Tethermate



This aluminum made ARCA Swiss Type Base is primary designed for connecting with Tethermate family that allows you to mount your Tethermate on a tripod that comes with an ARCA style quick-release ball head. It features dual baby receivers for vertical mounting on a baby stand or horizontal mounting on and equipment comes with a baby pin which is parallel to the ground. Additional 1/4"-20 and 3/8"-16 female threaded also provides you with extra mounting solution on any equipment comes with a 1/4"-20 or 3/8"-16 male threaded.



YOUTUBE
KUPO STAND ADAPTER
AND STUDS (KS-200)



KS-200 Junior to Baby Adapter **W** 600g
1.32lb

This female to male adapter converts 1-1/8" female receiver to 5/8" male stud. Well constructed with solid steel and chrome plated. Very helpful to fit into heavy duty light stands and T.V. clamps or turtle base C-stands to mount standard studio flash or video lighting fixtures. (A.k.a 750 male to 2K male spigot / butt plug.)



KS-034 **W** 500g
1.15lb

Solid steel 28mm TV spigot tapped for M10 screw with washer, ideal for mounting lighting fixture directly on to stands or any TV clamps with 28mm receiver.

KS-034-T **W** 500g
1.15lb

The same function as KS-034 but comes with 1/2"-13 threaded screw instead of M10.



KS-202B **W** 240g
0.53lb

Double End TVMP Spigot w/ 17mm Receiver

This is the most versatile adapter ever. External diameter (28mm spigot) fits a junior receiver, while internal diameters (16mm and 17mm at each end) suits baby pin. Additional threaded hole for relocating the set screws while they are not used. Made of lightweight yet sturdy aluminum alloy with black anodized finish. Legend is laser engraved for identification.



KS-235 Speaker Adapter **W** 950g
2.1lb

Made of solid steel with chrome plated finish, this speaker adapter helps to connect the speaker with a lighting stand easily. It converts a 35mm male spigot to a standard 28mm spigot which will fit most large lighting stands. Suitable for most speakers on the market.



KS-030 **W** 300g
0.73lb

28mm steel spigot with M10 thread and wing nut, attaches to a lighting yoke then fits into standard lighting stand with 28mm receiver.

KS-032 **W** 300g
0.73lb

28mm steel spigot with M12 thread and wing nut, attaches to a lighting yoke then fits into standard lighting stand with 28mm receiver.



KS-080 Ball Race Spigot M10 **W** 820g
1.82lb

A rotating 28mm spigot with M10 screw attached. Use this to make a lighting fixture into a follow spot. The smooth panning action is assured by roller bearings inside and a locking knob to control the position.

KS-082 Ball Race Spigot M12 **W** 820g
1.82lb


A rotating 28mm spigot with M12 screw attached. Use this to make a lighting fixture into a follow spot. The smooth panning action is assured by roller bearings inside and a locking knob to control the position.

KS-040 **W** 710g
1.57lb

28mm steel spigot with a 12cm round mounting plate fits into standard lighting stands or can convert a 28mm receiver to a M10 thread with wing nut.

KS-042 **W** 710g
1.57lb

28mm steel spigot with a 12cm round mounting plate fits into standard lighting stands or can convert a 28mm receiver to a M12 thread with wing nut.



KCP-410 Super Grip Finger **W** 0.73kg
1.61lb

Designed to mount a lighting fixture or accessories onto the baby swivel pin and angle it in any direction. Unique ratcheting handle allows all axis to lock with one locking handle which is made by zinc die casting. The 16mm socket (inside) and 28mm (outside) barrel also fit a junior receiver while removing the tightening knob.



5/8" (16mm) baby receiver fits industrial standard lighting stand top which comes with a 5/8" (16mm) baby stud.




YOUTUBE
KUPO SUPER
GRIP FINGER
(KCP-410, KCP-412
& KCP-414)



Knob can be stored on the ball joint pivot holder while inserted into junior receiver.



YOUTUBE
KUPO SUPER
GRIP FINGER
(KCP-410)



KCP-412 Super Grip Double Baby Receiver **W** 0.86kg
1.90lb

Converts a fixed 5/8" baby pin or 1-1/8" junior receiver to a baby receiver for versatility. Unique ratcheting handle allows all axis to lock with one locking handle which is made by zinc die-casting.



5/8" (16mm) baby receiver fits industrial standard lighting stand top which comes with a 5/8" (16mm) baby stud.



YOUTUBE
KUPO SUPER
GRIP FINGER
(KCP-410, KCP-412
& KCP-414)



Knob can be stored on the ball joint pivot holder while inserted into junior receiver.



YOUTUBE
KUPO 5/8"
SUPER GRIP DOUBLE
BABY RECEIVER
(KCP-412)



KCP-414 Super Grip Finger w/ a Round Camera Plate **W** 0.72kg
1.59lb

A heavy-duty, all-metal, adjustable ball head that has two ways to connect gears: a 1/4"-20 male thread located in the center of the round camera plate for your camera, and a TVMP adapter on the bottom for quickly attaching to stands, booms, cranes, and similar equipment. A ratchet handle allows you to tilt the head up to 115°, and the elliptical knob located near the base makes it easy to rotate your gear 360° horizontally. For added stability, the round camera plate features three set screws that help hold your camera in place while attached.



YOUTUBE
KUPO SUPER
GRIP FINGER
(KCP-410, KCP-412
& KCP-414)



YOUTUBE
KUPO SUPER GRIP
FINGER WITH ROUND
CAMERA PLATE
(KCP-414)



YOUTUBE
KUPO SUPER GRIP
BALL HEAD
(KCP-419)

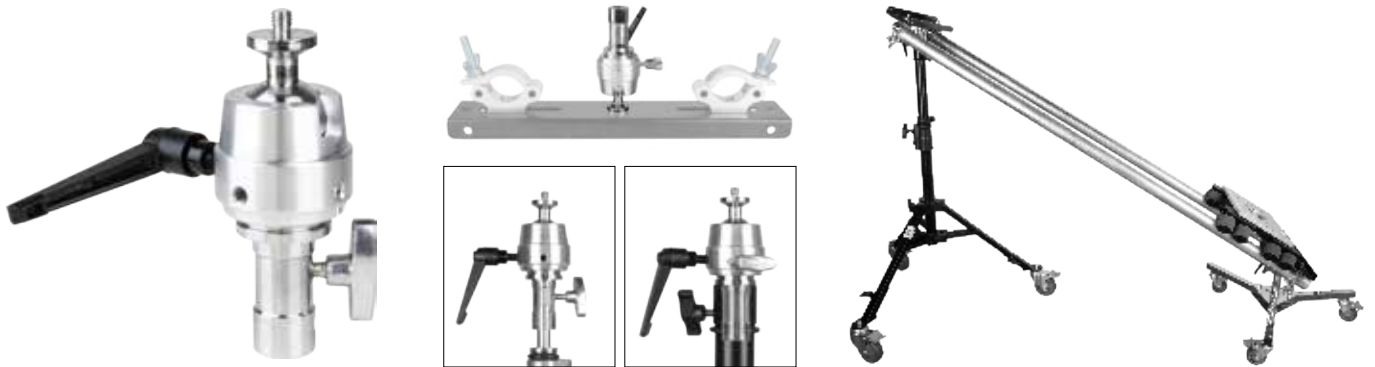


3/8"-16 thread female

KCP-419 **W** 490g
1.03lb

Super Grip Ball Head

Made of heavy duty metal the ball head has a 3/8"-16 thread male and a 3/8"-16 thread female in the base. Features a ratcheting handle which is made by zinc die-casting allows all axis to lock with one locking action.



KCP-438 Heavy-Duty 3/8-16" Male Thread to TVMP Swivel Adapter **W** 1kg
2.2lb

The Kupo KCP-438 is a sturdy ball head that provides a male 3/8"-16 thread on top and features a TVMP adapter on the bottom. It boasts a 38mm metal ball head and a large handle, allowing you to quickly and securely adjust the position of your equipment in any direction on a stand, boom arm, or other types of equipment.

The 16mm socket on the base mounts onto a standard light stand, and the 28mm outside barrel also fits into a junior receiver, as typically found on C-Stand bases and larger light stands.



YOUTUBE
KUPO SWIVEL
JUNIOR RECEIVER
ADAPTER
(KS-207)



YOUTUBE
A GRIP CHOICE
ON LED PANEL
ACCESSORIES

KS-207 Swivel Junior Receiver Adapter **W** 1.62kg
3.6lb

Constructed from heavy duty iron casting, the Kupo Swivel Junior Receiver Adapter comes with a male 1-1/8" pin (28mm) at one side designed to drop into a combo stand junior receiver. Also features a swivel female 1-1/8" receiver at the other with a rosette mechanism that allows you to have tilting angle in every 30 degree. Ideal for rotating the fixture from horizontal to vertical and eliminating interference of barn door/softbox when position a light on the stand.






YOUTUBE
KUPO SUPER GRIP
FINGER WITH 10"
STEEL AUGER SPIKE
(KCP-409)



KCP-409

Super Grip Finger w/ Auger Spike **W** 1kg
 2.2lb


Made of chrome plated steel, the 25.4cm (10") long auger spike is sturdy and welded with a swivel 16mm (5/8") baby receiver for ensuring stability of your lighting fixtures, cameras and other accessories by drilling into sand or soft ground. Features a ratcheting handle which allows all axis to be locked with one locking handle.



YOUTUBE
KUPO EZ GRIP
FINGER (KCP-310)

KCP-310 EZ Grip Finger **W** 0.78kg
 1.72lb

The EZ Grip Finger is an angling knuckle for a light. It has a 5/8" (16mm) inside and 1-1/2" (28mm) outside socket attached to a ball joint so it pivots 196° while the collar rotates 360° incorporated a 5/8" (16mm) pin.



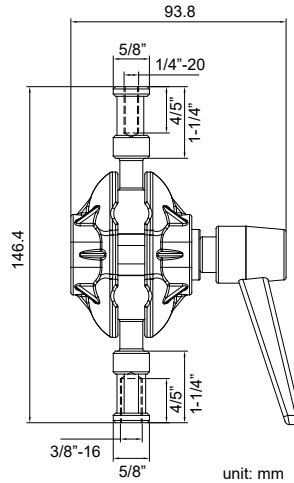
KCP-320

EZ Grip Twins **W** 0.67kg
 1.48lb

The EZ Grip Twins is an angling knuckle that comes with 5/8" (16mm) pin attached to a ball joint so it pivots 196° while the collar rotates 360° incorporated a 5/8" (16mm) pin.



YOUTUBE
KUPU VERSATILE
SWIVEL ADAPTER (KS-103)




KS-103 Versatile Swivel Adapter **W** 0.4kg / 0.88lb

Versatile swivel adapter comes with two ball joints & 5/8" (16mm) baby studs. One end is tapped for 3/8"-16 thread and the other end is for 1/4"-20 thread. A plastic ratchet handle increasing the possibility and flexibility of angle to what attached it. Perfect to be used in conjunction with the Super Convi Clamp and Super Viser with 16mm baby receiver. The load capacity is about 5.51lb (2.48kg).




YOUTUBE
KUPU VERSATILE SWIVEL
ADAPTER W/ CAMERA
BRACKET (KS-104)



KS-104 **W** 0.52kg / 1.15lb
Versatile Swivel Adapter w/ Camera Bracket

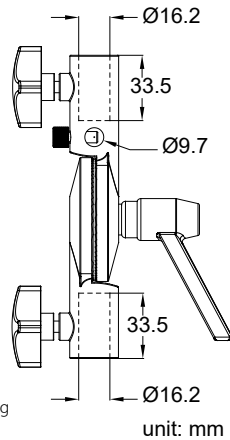
Versatile swivel adapter w/camera bracket is designed to be used in conjunction with Super Convi Clamp or Super Viser to support a camera, monitor, lighting or umbrella. The double joint head with a plastic ratchet handle allows almost any camera mounting orientation and increases the possibility and flexibility of angle.



KS-105 Versatile Swivel Adapter
w/Quick Release Camera Plate **W** 0.5kg / 1.1lb

Versatile swivel adapter has a quick release plate with a 1/4"-20 screw thread is ideal for attaching and positioning camera to a Super Convi Clamp or Suer Viser. Clamp your camera on pipes or rails wherever your camera tripod is not able to access it.

A heavy-duty cast aluminum alloy bracket which features a counterbalance mechanism designed to prevent the speedlite from flopping over when the knob is loosened. With a non-slip aluminum disk, two aluminum brackets and a ratcheting locking handle, the speedlite or lighting fixture is able to be locked securely in place and there is also a hole with a knob-screw to lock an umbrella shaft in place. It includes two removable, reversible studs to adapt to light stands with top studs smaller than the standard 5/8". A universal cold-shoe adapter is included for accepting virtually any shoe-mount flash unit. Additionally, the adjustable locking handle, wide tilt angle, and oversized knobs add to its overall functionality.



Rosette designed disc with aluminum braking pad.



270 degree wide tilt angle

KS-101 Umbrella Swivel Bracket **W** 0.36kg / 0.8lb

Umbrella Swivel Bracket is made of aluminum with 5/8" (16mm) receiver at both ends that can connect to stands or accessories with a baby pin to make aiming the light or flash easy with the swivel design. The locking umbrella socket also accepts umbrella shafts up to 3/8" diameter.



YOUTUBE
KUPO UMBRELLA
SWIVEL BRACKET
WITH ADAPTER
(KS-102)

KS-102 Umbrella Swivel Bracket w/ Adapters **W** 0.41kg / 0.9lb

Same function as KS-101 but with KS-014R & KS-015R which are removable, reversible 5/8" studs with 1/4"-20 and 3/8" threads; and can be mounted with various attachments like umbrellas, soft boxes, strobes and speedlites.



YOUTUBE
KUPO ROLY
COUNTERBALANCED
UMBRELLA
SWIVEL BRACKET



The spring loaded tilt mechanism is designed to prevent the flash from flopping over when the knob is loosened.



Accepts umbrella shafts up to 9mm.




10 degree tilt umbrella shaft hole.

KS-101RP Roly Poly Counterbalanced Umbrella Swivel Bracket

Length: 12.25" (31.1cm) / Height: 3" (7.62cm)
Width: 7.75" (19.7cm) / Weight: 0.969lb (0.44kg)

Applications:






YOUTUBE
KUPO 3/8\"-16F TO 1/4\"-20M
ADAPTER (KS-052)


KS-052 3/8\"-16F to 1/4\"-20M Adapter **W** 30g
1.06oz
Solid brass small adapter that converts a 3/8\"-16 female thread to a 1/4\"-20 male thread.



KS-063 3/8\"-16M to 1/4\"-20 F Adapter **W** 30g
1.06oz
Solid brass small adapter that converts a 3/8\"-16 male thread to a 1/4\"-20 female thread.



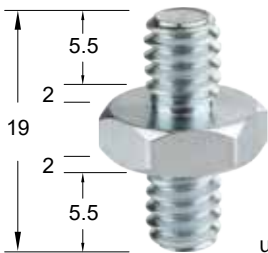
KS-052ST 3/8\"-16 to 1/4\"-20 Thread **W** 35g
1.24oz
Stainless steel Adapter female thread 3/8\"-16 to Male Thread 1/4\"-20.



YOUTUBE
KUPO 3/8\"-16M TO
1/4\"-20M THREAD
ADAPTER (KS-054)

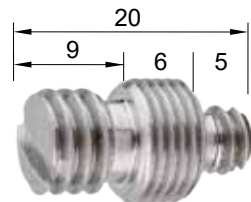


KS-054 3/8\"M - 1/4\"M Adapter Spigot **W** 10g
0.35oz
Dual male stud with 3/8\" to 1/4\" thread adapter.



YOUTUBE
KUPO 1/4\"-20M TO 1/4\"-20M
THREAD ADAPTER (KS-051)

KS-051 1/4\"M - 1/4\"M Adapter Spigot **W** 10g
0.35oz
Dual male stud with standard 1/4\"-20 tripod thread.



KS-183 3/8\"M-M10-1/4\"M Adapter **W** 5g
0.18oz
Stainless steel CNC 3/8\"-16 M-M10-1/4\"-20M adapter designed for mounting on camera accessories such as tripod, monopod, ball head, light stand, video light with 20mm in length.



KS-128 3/8\"M-3/8\"M Adapter Spigot **W** 10g
0.35oz
Stainless CNC 3/8\"-16 male threaded to 3/8\"-16 male threaded adapter with 1\" (25.4mm) in length.



KS-038DR Dot Receiver **W** 80g
2.82oz
Dot receiver top end with 3/8\"-16 female thread and 5/8\"(16mm) O.D. as a baby pin. The other end with 3/8\"-16 male screw fit into any related accessory.



KS-050 Flag Holder **W** 50g
1.76oz
The steel made flag holder comes with one end M6 male thread another end with dia.6mm shaft, designed to fit on KCP-343 (Flex Arm Kit for Dots & Fingers) and KCP-300 (Articulated Arm).



KS-053 Reducing Bushing Set 3/8\"-16 to 1/4\"-20 **W** 10g
0.35oz
Used to mount any accessory with a female 3/8\"-16 threaded socket onto a 1/4\"-20 male screw. (Set of 5)



KS-064

Female 1/4"-20 to Male 3/8" Thread Adapter w/ 1.18" (30mm) Flange

Kupo KS-064 Adapter is a 1/4"-20 to 3/8" thread adapter with a 1.18" knurled flange also known as a reducing bushing. Perfect for adapting a lighting fixture, camera or accessory with a 3/8"-16 female thread. Needs to be mounted on a tripod or light stand with a top screw of 1/4"-20.

W 15g
0.53oz



KS-068

Round Knurled 1/4"-20 Female Thread Knob w/ 1.77" (45mm) Flange

This Round Knurled Knob with 1/4"-20 Female Thread is made of lightweight and quality aluminum which can be used on anything with a 1/4"-20 male threaded shaft. The additional 3.8mm through hole design allows you to use a tool to effortlessly tighten or loose the knob.

W 20g
0.71oz



KS-120

Mini Round Knob w/ 1/4"-20 Female Thread

Made of lightweight and quality aluminum which can be used on anything with a 1/4"-20 male threaded shaft. Dia. of the round plate is 25mm.

W 10g
0.35oz



KS-206

Round Plate w/ 3/8"-16 Female Thread

Made by 5mm thickness steel with black coated finish, this round plate is 70mm in diameter comes with a 3/8"-16 female thread in the center.

W 310g
10.9oz



KS-122

Round Knob w/ 1/4"-20 Female Thread

Made of lightweight and quality aluminum which can be used on anything with a 1/4"-20 male threaded shaft. Dia. of the round plate is 59mm. Features three set screws that allows you to tighten up the object and keeps it from rotating.

W 80g
2.82oz




KS-163

Round Knob w/ 3/8"-16 Female Thread

Made of lightweight and quality aluminum which can be used on anything with 3/8"-16 male threaded shaft. Dia. of the round plate is 59mm. Features three set screws that allows you to tighten up the object and keeps it from rotating.

W 80g
2.82oz



unit: mm



KS-123

3/8" to 1/4" Double Male Threaded Adapter

3/8"-16 to 1/4"-20 double male threaded adapter, stainless steel with dia. 26mm flange.

W 10g
0.35oz



unit: mm

W 30g
1.06oz

KS-141 1/4" Male to 1/4" Female Screw Adapter

Features a 13mm (0.5") long 1/4"-20 threaded stud on top and a 1/4"-20 socket on the bottom. The adapter's edge is knurled for a secure grip while turning it, and this helps you attach a camera to a bracket or mount a tripod head to a tripod.



14.6mm



KS-067 3/8"-16 Female To 5/8"-27 Male Screw Microphone Adapter

Useful adapter bushing which is ideal for placing microphone mounts onto lighting stands, tripod stands or any device with 3/8"-16 male thread.

W 20g
0.71oz



KS-139

3/8"-16 M to 5/8"-27 F Thread Adapter for Microphone Stand

Solid adapter designed for quickly mounting cameras, recorders and other accessories onto microphone stands.

W 80g
2.82oz






KSC-PIN Camera Support Adapter

W 100g
3.53oz

Kupo aluminum made Camera Support Adapter provides a great supporting solution for a camera with built-in hot shoe. It features a 15 cm length 5/8" (16mm) baby stud which offers an ample space for mounting two grip heads to connect with extra supporting rods. The ergonomic knurled knob design also makes it quick and easy to firmly tighten this adapter on the camera hot shoe.



YOUTUBE
KUPU OFF-SET FEMALE
5/8" BABY KINO
ADAPTER (KCP-411)

KCP-411 Off-Set Female Baby Mounting Adapter - Kino® Adapter

W 680g
1.5lb


Kino® Adapter from Kupo built with solid steel and is chrome plated to allow you to mount lighting fixtures closer to the center of the stand, increasing the stability.



KS-049R Scraper

W 141g
4.96oz

The Scraper from Kupo is a stiff-bladed putty knife with a built-in baby 5/8-inch stud. The thin metal blade is designed to be wedged into the gap between a door and its frame, placed under a stack of books or between two books on a shelf, or even clamped to a ladder step. Additional four anchor points for the screws and nails fixed on the woodenware or ground. The lamp spring clips are also able to be equipped through the anchor points to hold your T-12 lamp. The knurled neck of 5/8" (16mm) baby stud for firmly hanging a small lighting fixture or any equipment comes with 5/8" (16mm) baby receiver.



Spotlight mounted with the baby receiver on the yoke



28mm outside dia. fits to a junior receiver



YOUTUBE
KUPU RECESSED LIGHT
SOCKET ADAPTER
(KS-127)



Screw into standard household E27 socket as a mounting point

KS-127 Recessed Light Socket Adapter to 5/8" Baby Pin

W 190g
6.7oz

Made of electrically non-conductive Nylon with 1-1/8" (28mm) outer diameter which allows it to fit into a junior receiver (28mm) or screws into a standard E27 household light socket. A 5/8" aluminum baby pin (16mm) can be used for any lighting fixtures or grip accessories that come with a baby receiver (16mm).



KS-327 Nylon E27 Lamp Holder

W 20g
0.27oz

Made of non-conductive black nylon, the Kupo Nylon E27 Lamp Holder allows you to quickly mount any rechargeable E27 LED bulbs with ease. Features a 1/4"-20 female threaded offers holder attached on any grip equipment comes with a 1/4"-20 male threaded for example ceiling clip, articulating arm, magnetic plate and so on. There're also two through holes allows you to attach the holder on the wall or apple box with screws.

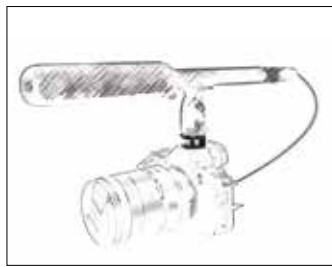


KS-366 Rubber Coated Magnet w/ 1/4"-20 Male Thread

W 95g
3.35oz

Kupo strong magnet plate is constructed from neodymium magnet and a backup steel plate with coated black rubber in dia.66mm and 8mm thick. It also features a 1/4"-20x 6.5mm (L) male thread equipped on the center of magnet allows you to mount any lighting and video equipment comes with 1/4"-20 female thread with ease and convenience on steel surface. The coated rubber can protect the magnet from damage, avoid scratches on the painting surface and limit slipping the magnet on smooth surface.





KS-140 Adapter w/ Cold Shoe for 5/8"-27 **W** ^{50g}_{1.76oz}
 Durable metal made adapter w/standard cold shoe for all mic clip w/ 5/8"-27 allows you to easily mount a microphone on a camera.

KS-287 M8 to 3/8"-16 Double Female Adapter **W** ^{40g}_{1.41oz}
 Stainless steel double female adapter covert M8 male thread to 3/8"-16 female thread.



YOUTUBE
 A GRIP CHOICE
 ON LED PANEL
 ACCESSORIES



YOUTUBE
 KUPU 2" HALF-COUPLER
 FOR SKYPANEL
 PSU MOUNTING
 (KCP-830PRM)



KCP-830PRM **W** ^{370g}_{0.81lb}
 2" Half Coupler for Skypanel® PSU Mounting

Aluminum made coupler for 2" tube comes with a CNC aluminum plate which allows Arri® Skypanel PSU Rail Mount Adapter to be effortlessly slide on. It is a great solution for mounting the power supply unit to standard 2" truss or tube.
 *Skypanel is a registered trademark of Arri.



YOUTUBE
 PAINTER POLE
 ADAPTER (KS-345)



1/4"-20 thread receiver



KS-345 Painter Pole Adapter **W** ^{90g}_{3.17oz}

Aluminum with a black anodized finish has a 3/4"-5 TPI female thread that allows it to be mounted on most painter's poles. The 1/4"-20 screw made with stainless steel is equipped on the other side, designed for camera, flash, ball head, GoPro® and microphone. The screw can also be removed with a screwdriver if 1/4"-20 female threaded is desired. An aluminum 5/8" (16mm) pin with 1/4"-20 screw is included as a standard accessory for screwing in the adapter for a lightweight lighting fixture or anything that comes with a 5/8" (16mm) receiver. The stainless steel set screw is attached for secure mounting on the extended poles. Perfect for aerial photography, underwater video shoots or point of view (POV) shots.



KS-143 **W** ^{40g}_{1.41oz}
 Cold Shoe Mount w/ 1/4" Thread Screw

Built by a plastic injection, the cold shoe housing has no electronic connection to a camera. It comes with a 1/4"-20 thread screw and a double 1/4"-20 female barrel adapter. Ideal to be used for mounting shoe mount accessories to a bracket, tripod, lightstand, or any accessory that features a 1/4"-20 screw or socket.

KD-CM10 Ceiling Clip
 w/ M10 Male Threaded & Wing Nut **W** ^{50g}_{0.11lb}

KD-CI38 Ceiling Frame Mount
 w/ 3/8"-16 Screw & Wing Nut **W** ^{50g}_{0.11lb}

The ceiling frame mount with a 3/8"-16 x25mm male threaded and wing nut is designed to attach to the metal frame which supports your ceiling tiles. It allows you to mounting any equipment with a yoke that has a 3/8"-16 through hole or any equipment comes with a 3/8"-16 female.



KS-640 AMARAN® P60C Yoke

The tailor-made aluminum yoke with black coating is special designed for Aputure® Amaram P60C that allows you tilt your LED panel effortlessly. It features a V-lock base mounted on the yoke offers an ideal mounting solution for V-mount Battery when the AC power is not available on locations. The 3 way 5/8" (16mm) baby receiver equipped also enables mounting in either vertical or horizontal configuration. The unique design of oblique hole makes you have an additional 35 degree tilt for eliminating barn door interference when positioning you LED lighting on a stand.



KS-639 Aluminum Knob w/ Stainless Steel 1/4"-20 Bolt & Nylon Spacer for Amaran® P60x (Set of 2) **W** ^{57g}/_{2.01oz}

When it is necessary to add a yoke to Amaran® P60 series. Make sure to add this optional knob and spacer set for Amaran® P60X since it is just a little bit smaller in width compare to P60C.

Note: Amaran® is registered trademark by Aputure Imaging Industries Co.,Ltd.

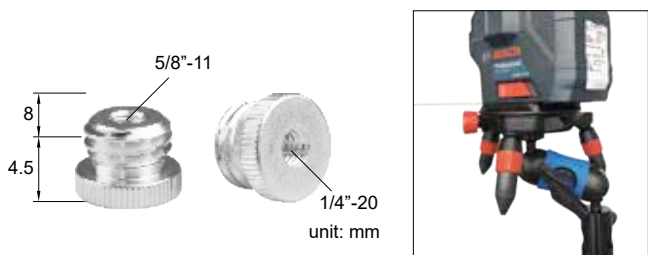
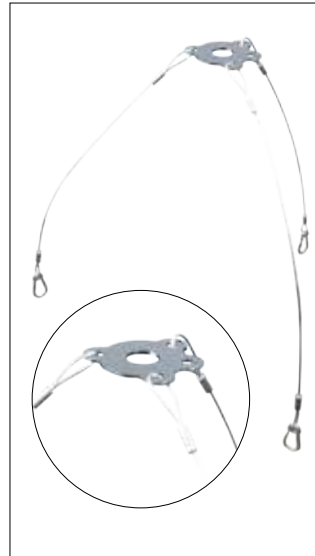


YOUTUBE
A GRIP CHOICE
ON LED PANEL
ACCESSORIES



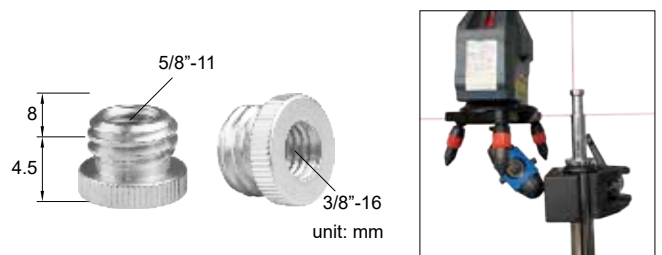
KS-277 Space Light Skirt Mounting Bracket

The plated steel bracket comes with 3pcs 55cm steel wires and carabiners allows you to effortlessly mounting an industrial space light skirt to the modern LED lighting fixture such as Skypanel 60®. Simply slip the bracket into the 1-1/8"(28mm) junior pin of the light fixture and connect carabiner to the skirt mounting hole. An extra hole on bracket is for safety chain to ensure whole unit safety.




KS-904 1/4"-20 To 5/8"-11 Threaded Screw Adapter For Tripod **W** ^{18g}/_{0.36oz}

An aluminum converter allows standard survey and measuring equipment (5/8"-11 female thread) to be mounted on camera tripod heads (1/4"-20 male thread). (Set of 2)



KS-908 3/8"-16 To 5/8"-11 Threaded Screw Adapter For Tripod **W** ^{18g}/_{0.36oz}

An aluminum converter allows standard survey and measuring equipment (5/8"-11 female thread) to be mounted on any photo device that come with 3/8"-16 male thread. (Set of 2)



KS-108 Adapter for Camping Tarp **W** 220g / 7.76oz

Made of sturdy steel in chrome finished. It provides a male 1/4"-20*47mm bolt & nut on top and a TVMP adapter on the bottom. It allows you to easily connect your camping tarp grommet on the adapter with the wing nut (included) and have it mounted on the lighting stand which comes with a 5/8" (16mm) or 1-1/8" (28mm) stand top. Smart adapter to convert your regular light stand into a tarp support stand as a sun, wind, or privacy barrier on location. (set of 2)



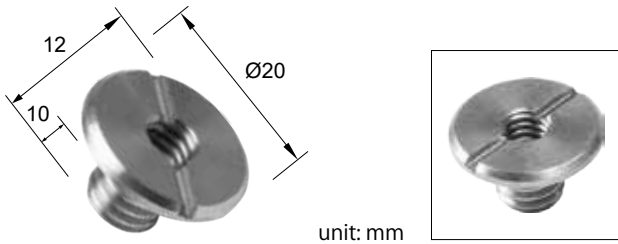
KS-328 5/8" (16mm) Baby Receiver w/ Offset Umbrella Holder for Sport-Brella Ultra® **W** 0.62kg / 1.4lb

The black-coated steel offset umbrella holder adapter is specifically designed for the Sport-Brella Ultra, enabling it to be securely mounted on a light stand, DIT cart, or any equipment comes with a 5/8" (16mm) baby stud. Featuring a 1-1/8" (28mm) junior receiver that extends 6cm from the 5/8" (16mm) baby receiver, it allows for a secure hold the first section tube (O.D.28mm) of the Sport-Brella umbrella® without modification. A great gear provides effective shade and rain protection for outdoor filming.



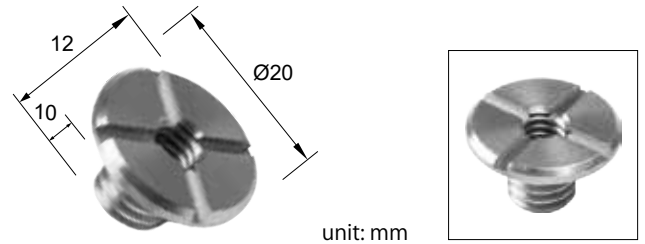
KS-448 Grip Pin for Profoto® B10 Holder **W** 0.62kg / 1.4lb

Constructed from a durable yet lightweight aluminum alloy, the Kupo B10 grip pin is specifically designed for the Profoto® B10 fixture offering an excellent mounting solution for your B10 with soft box or umbrella on a C stand through the use of a grip arm. The bracket comes equipped with a 1/4"-20 mounting screw, enabling you to easily attach/detach your B10 using the round knob beneath the bracket. The locating pin is designed to securely hold your B10 in place on the bracket. The 5/8" (16mm) pin, boasting a length of 13.5cm, terminates at the bracket providing an ideal connection to your grip arm. Additionally, a spring clip (R-clip) on the end of the 5/8" (16mm) pin prevents it from accidentally dropping from the grip head. The 'righty-tighty' mark is engraved on the pin's surface to serve as a reminder to users about the importance of safe operation.



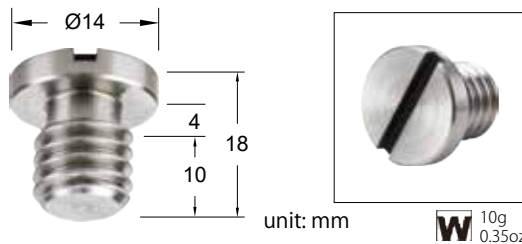
KS-361 Stainless Steel Slotted Pan Head 3/8"-16*10mm Screw **W** 25g 0.88oz

Stainless steel slotted pan screw that comes with 3/8"-16*10mm male threaded and 1/4"-20mm inside the shaft. (set of 5)




KS-362 Stainless Steel Slotted Cross Head 3/8"-16*10mm Screw **W** 25g 0.88oz

Stainless steel cross head screw that comes with 3/8"-16*10mm male threaded and 1/4"-20mm inside the shaft. (set of 5)




KS-150 3/8"-16 Camera Screw w/ Flat Head & Slotted Drive **W** 10g 0.35oz

Stainless steel screw that attaches to any camera with a 3/8"-16 threaded with 18mm shaft in length.



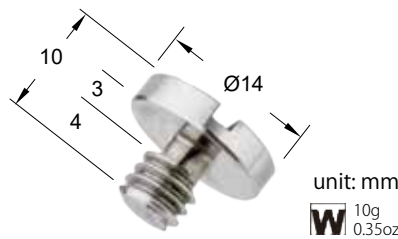
KS-153 3/8"-16 Camera Screw w/ Flat Head & Slotted Drive **W** 10g 0.35oz

Stainless steel screw that attaches to any camera with 3/8"-16 threaded 13mm shaft in length.



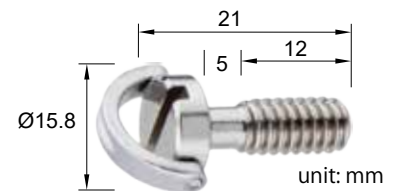
KS-165 1/4"-20 Camera Screw w/ Flat Head & Slotted Drive **W** 10g 0.35oz

Stainless steel screw that attaches to any camera with 1/4"-20 threaded with 14mm shaft in length.



KS-167 1/4"-20 Camera Screw w/ Flat Head & Slotted Drive **W** 10g 0.35oz

Stainless steel screw that attaches to any camera with 1/4"-20 threaded with 7mm shaft in length.



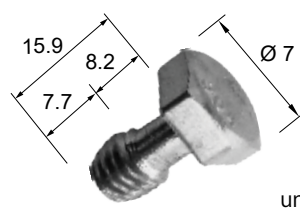
KS-184 1/4"-20 Screw **W** 10g 0.35oz

Made by stainless steel, the 1/4"-20 D-ring screw features 17mm shaft which allows it to be used with tripods, monopods, telescopes, ball heads, lens collars, lens plates etc.



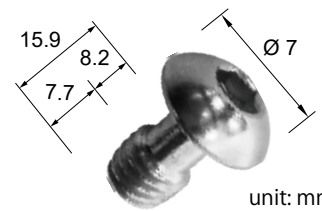
KS-208 Hex Bolt 3/8"-16 Screw **W** 15.8g 0.56oz

Stainless steel hex bolt with 3/8"-16 threaded shaft measured 20.3mm in length.




KS-288 3/8"-16 x 5/8" **W** 12.6g 0.44oz

Stainless Steel Hex Head Screw



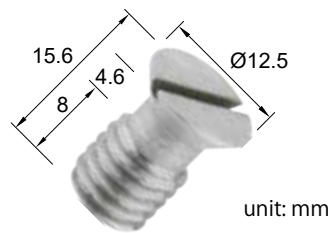
KS-289 3/8"-16 x 5/8" **W** 10.5g 0.37oz

Stainless Steel Hex Socket Button Head Screw



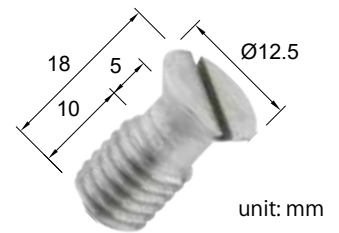
KS-193 Slotted Countersunk Head 1/4"-20 Screw **W** 10g 0.35oz

Stainless steel slotted countersunk head 1/4"-20 screw with 11mm shaft in length.



KS-194 Slotted Countersunk Head 3/8"-16 Screw **W** 10g 0.35oz

Stainless steel slotted countersunk head 3/8"-16 screw with 12.6mm shaft in length.



KS-196 Slotted Countersunk Head 3/8"-16 Screw **W** 10g 0.35oz

Stainless steel slotted countersunk head 3/8"-16 screw with 15mm shaft in length.




KS-061 1/4"-20 D-Ring Screw **W** 10g 0.35oz

Kupo 1/4"-20 D-Ring Screw made with stainless steel can be hand-tighten with hinged D-ring or with a screwdriver to the flat head slot. Ideal for quick-release plates or any 1/4"-20 thread compatible device. The shaft is 10mm in length and the total length including the head is 14mm. (Set of 5)



KS-135 1/4"-20 D-Ring Screw (8mm Shaft length)

Kupo 1/4"-20 D-Ring Screw made by chromed steel can be hand-tighten with hinged D-ring or with a screwdriver to the flat head slot. Ideal for quick-release plates or any 1/4"-20 thread compatible device. The shaft is 8mm in length and total length including the head is 12mm. (Set of 5)



KS-142 1/4" D-Ring Camera Mounting Screw

The metal captive screw fits directly into the base of camera via the 1/4"-20 screw. A black rubber pad is also equipped on the 1/4" screw keeping camera equipment from being scratched. The D ring allows you to quick attach your shoulder camera strap with spring hook.



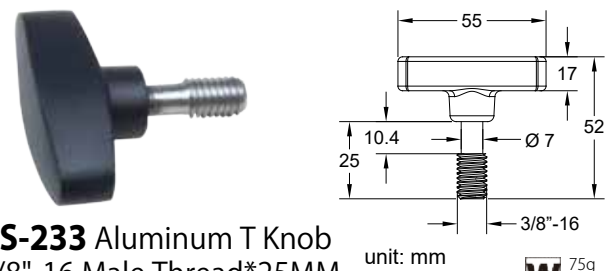
KS-185 Camera Wrist Strap w/ 1/4"-20 Screw

The strap comes with a stainless steel 1/4"-20 screw is designed for camera, handycam, photographic devices and valuable equipment such as light meter, director scope, voice recorder and any equipment comes with a 1/4"-20 threaded hole.




KS-170 Screw Knob Set

One aluminum die-cast knob w/ stainless steel 3/8"-16 x 25mm bolt & nut and another knob w/ stainless steel 1/4"-20 x 18mm bolt & nut.



KS-233 Aluminum T Knob 3/8"-16 Male Thread*25MM

Machined knob featuring a 3/8"-16" stainless steel male thread with a shoulder for use with dovetails.




KS-266 Aluminum Round Knob 3/8"-16 Male Thread

The machined knob features a stainless steel 3/8"-16 thread and 33.4mm length with a shoulder for use with camera plate or tie down.



KS-220 Aluminum Round Knob w/ M6 Female Threaded

Aluminum round knurled knob comes with M6 threaded hole and 4.5cm in diameter.



KS-209 1/4"-20 Female Threaded T-Knob

1/4"-20 Female Threaded T-Knob is made by solid die-casting aluminum comes with 20mm hole depth and 47.8mm head length.



KS-125 Plastic Knob w/ Rubber Cover & M10 Female Threaded **W** 140g 4.94oz


Super strong yet lightweight, this Lobe Knob will withstand arduous industrial use. Additional rubber cover mounted for extra grip and comfort. Dia. 76mm and with M10 female threaded.



KS-171 1/4"-20 Hex Socket Cap Screw Set

1/4"-20 hex socket cap screw for lengths 10mm, 19mm & 38mm.

W 40g
1.41oz



KS-187 Hex Socket Cap 3/8"-16 Screw

Steel hex socket cap 3/8"-16 screw with 30mm threaded length (Set of 2)

W 40g
1.41oz

unit: mm



KS-174 3/8"-16 Screw Set

3/8"-16 x 19mm steel hex socket button head cap screw (Set of 5).

W 120g
4.23oz



KS-175 1/4"-20 Screw Set

1/4"-20 x 19mm stainless steel Phillips pan head screw with nut (Set of 5).

W 120g
4.23oz



KS-176 Nylon Locking Nut for 3/8"-16

3/8"-16 hexagon nylon locking nut (Set of 5).

W 45g
1.59oz



KS-177 Nylon Locking Nut for 1/4"-20

1/4"-20 hexagon nylon locking nut (Set of 5).

W 25g
0.88oz



KS-180 3/8"-16 x 1" (25.4mm) Hex Head Screw & Nut (Set of 4)

3/8"-16x 1" (25.4mm) black steel hex flat head screw set with nuts (set of 4).

W 90g
3.18oz



KS-172 3/8"-16 & 1/4"-20 Screw Set

A 3/8"-16 x 106.5mm fully threaded rod with two screw nuts & a 1/4"-20 x 100mm double end threaded rod with two screw nuts.

W 105g
3.7oz



KS-114 1/4"-20 Set Screw w/ 1" (25.4mm) Long (Set of 5)

W 30g
1.06oz



KS-138 3/8"-16 Set Screw w/ 1" (25.4mm) Long (Set of 5)


W 80g
2.82oz




KS-173 1/4"-20 Set Screw w/ 5/8" (15.8mm) Long (Set of 5)

W 30g
1.06oz




KS-294  16g
0.56oz
1/4"-20 Stainless Steel Hex
Socket Screw 3/4" (L) (Set of 4)



KS-295  2.5g
0.01oz
M3*18mm Stainless Steel Hex
Socket Cap (Set of 5)



KS-296  40g
0.09oz
M6*16mm Stainless Steel Hex
Socket Cap (Set of 5)




KS-297  60g
0.13oz
M8*18mm Stainless Steel Hex Socket Cap (Set of 5)



KS-298
3/8"-16 Stainless Steel Hex Socket
Cap Screw 50.8mm (L) (Set of 2)

The stainless hex flat head screw ideal for mounting any equipment comes a 3/8"-16 female countersunk hole.



KS-178 3/8"-16 Stainless Steel Countersunk
Flat Head Screw 3/4"(L) Set of 5  60g
2.12oz



KS-910 3/8"-16 Stainless Steel Screw
Flat Head Screw 1"(L) Set of 4



KS-293 3/8"-16 Stainless Steel Countersunk
Flat Head Screw 1-1/4"(L) Set of 5



KS-912 3/8"-16 Stainless Steel Countersunk
Flat Head Screw 1-1/2"(L) Set of 4




KS-292 M4 Knurled Shoulder Steel Thumb Screw
Knurled head type screws, ideal for VESA mount monitor, have a
pattern of ridges that allow for easy gripping and tightening by hand.
The threaded shaft is 12mm in length and total length including the
shoulder and head is 19mm. (Set of 4)




KS-363 1/4"-20*10mm Steel
Thumb Screw, Knurled Head (Set of 4)  32g
1.13oz



KS-900 1/4"-20 x 3/4" (19.05mm)
Plastic Head Thumb Screw (Set of 2)  18g
0.65oz



KS-902 1/4"-20 x 7/8" (22.23mm)
Plastic Head Thumb Screw (Set of 2)  18g
0.65oz



KS-364 Aluminum M6*30mm Thumb Screw Slotted Knurled Head (Set of 4) **W** 40g 1.41oz



KS-365 Stainless Steel M6 x 25mm Tommy Bar Screw for Steadicam Female Block Replacement (Set of 2) **W** 34g 1.2oz



KS-360 Universal Rubber Feet Pad w/ 3/8"-16*13mm Thread (Set of 3) **W** 60g 2.11oz

The universal tripod spike feet are made of silicone rubber with 3/8"-16 x 13mm male threaded fit for Kupo 168B or any equipment comes with 3/8"-16 female threaded to prevent your equipment from damage in the studio or on location.



KS-354 Universal Rubber Feet Pad W/ 1/4"-20*13mm Thread (Set of 3) **W** 45g 1.58oz

The universal tripod spike feet are made of silicone rubber with 1/4"-20 X 13mm male threaded fit your tripod or any equipment comes with 1/4"-20 female threaded to prevent your equipment from damage in the studio or on location. Also a great solution to level your equipment to the desired height.



KS-358 Universal Rubber Feet Pad W/ M8*13mm Thread (Set of 3) **W** 60g 2.11oz

The universal tripod spike feet are made of silicone rubber with 1/4"-20 X 13mm male threaded fit your tripod or any equipment comes with 1/4"-20 female threaded to prevent your equipment from damage in the studio or on location. Also a great solution to level your equipment to the desired height.



KS-290 1/4"-20 Stainless Steel Wing Nut **W** 12g 0.42oz
Made by stainless steel, this 1/4"-20 nut features a wing on each side that helps to twist the nut by hand without any other tools. (Set of 5)

KS-291 3/8"-16 Stainless Steel Wing Nut **W** 7g 0.24oz
Made by stainless steel, this 3/8"-16 nut features a wing on each side that helps to twist the nut by hand without any other tools. (Set of 5)

Perfect screw and nut assortment kit to meet all your needs for 1/4"-20 and 3/8"-16 screws and nuts. The kit comes with total 13 items included 9 kinds of screws and 4 kinds of nuts. A transparent plastic case is also provided with a clear 1/4" or 3/8" label on each divided compartment for easy identification.



KS-284K Screw & Nut Assortment Kit **W** 1.9kg 4.18lb

Package including:

- 1) **KS-174** 3/8"-16 Steel Nut* 10 pcs
- 2) **KS-175** 1/4"-20 Steel Nut* 10 pcs
- 3) **KS-290** 1/4"-20 Stainless Steel Wing Nut* 10 pcs
- 4) **KS-291** 3/8"-16 Stainless Steel Wing Nut* 10 pcs
- 5) **KS-171** 1/4"-20 Hex Socket Cap Screw w/19mm long* 10 pcs
- 6) **KS-171** 1/4"-20 Hex Socket Cap Screw w/38mm long* 10 pcs
- 7) **KS-187** 3/8"-16 Hex Socket Screw 30mm long* 10 pcs
- 8) **KS-298** 3/8"-16 Hex Socket Screw 2"(50.8mm) long* 10 pcs
- 9) **KS-178** 3/8"-16 Stainless Steel Counter sunk Screw w/3/4" (19.05mm) long* 10 pcs
- 10) **KS-293** 3/8"-16 Stainless Steel Counter sunk Screw w/1-1/4" (31.75mm) long* 10 pcs
- 11) **KS-114** 1/4"-20 Set Screw w/ 1" (25.4mm) Long* 10 pcs
- 12) **KS-138** 3/8"-16 Set Screw w/ 1" (25.4mm) Long* 10 pcs
- 13) **KS-197** 1/4"-20 hex socket screw x 6.3mm* 10 pcs

Box size: 23.5(L) x 22(W) x 4.5(H) cm

Designed for attaching your GoPro® camera to a standard tripod mount with Grip gear to expand your mounting options. All the Kupo gears for GoPro are designed to be ultra portable which makes it easy to throw in your pocket or carrying bag.



KS-065 Metal Quick Release GoPro® Mount **W** 20g / 0.7oz

Quick release Gopro® tripod mount is made from lightweight and sturdy aluminum which allows it to move conveniently between shots and locations. This precision base mount is for Gopro's quick release buckle system. Built in Arca-Swiss compatible base for directly sliding into a head that accepts an Arca-Swiss plate. A 1/4"-20 female thread in the central body for a standard tripod mount or anything else that has a 1/4"-20 screw. Three additional holes for securing with machine or wood screws.



KS-069 Metal GoPro® Mount **W** 23g / 0.81oz

The metal GoPro® Tripod Mount allows you to mount your action camera to a standard tripod, suction cups, monopods, camera poles, clamps or anything else that has a 1/4"-20 screw. It is made with lightweight aluminum alloy which makes it solid and easy to travel with. Also compatible with all GoPro® Hero Housings. Dimensions: (H x W x D) 0.9 x 1.4 x 1.4" (2.3 x 3.6 x 3.6cm)

KS-CB16 Rubber Coated Magnet w/ Midi Ball Head



W 235g / 8.3oz

Constructed from a 1 / 4 "threaded magnetic camera bracket and a 360 ° adjustable rotating midi ball head, the smart gadget is primary designed for mounting kinds of small camcorder, action camera, or monitor onto a flat iron surface such as cars, boats, fridges, etc. Protective rubber coating prevents magnet measured 66mm in diameter mount from slipping while protecting the surface finish. The Ball head(KS-CB05) is removable from the magnet that allows to be mounted on a tripod or any equipment come with a 1/4"-20 male thread. Size of round plate: 66mm in diameter and 8mm in thickness



KS-124 Metal GoPro® Mount w/ 1/4"-20 Male Thread **W** 45g / 1.58oz

Convert your GoPro® to Super claw, Convi clamp, Max arm, Vision arm or any gears comes with 1/4"-20 female thread.



KS-131 Gopro® Mount w/ 1" Coupler **W** 90g / 3.17oz


Made of aluminum alloy, the coupler comes with GoPro Tripod Mount designed for mounting your GoPro camera on the handle of stabilizer, gimbal, motorcycle, bike or anything comes with dia. 1" (25.4mm) tubes.



KS-133 GoPro® Mount w/ Ball Head Adapter **W** 100g / 3.52oz



KS-134 GoPro® Mount w/ Cold Shoe Adapter **W** 50g / 1.76oz




KS-136 GoPro® Mount w/ 5/8" (16mm) Baby Receiver **W** 100g / 3.52oz



KS-137 GoPro® Mount w/ 5/8" (16mm) Baby Pin **W** 70g / 2.46oz




YOUTUBE
KUPO T12 LAMP
TUBE MOUNT
(KCP-384, KCP-386,
KCP-387 & KCP-388)



KCP-384 LED Tube Light Clamp (38~42mm) Single
KCP-386 LED Tube Light Clamp (38~42mm) Dual

Constructed from solid aluminum die casting, the Kupo T-12 LED tube mounting clamp is designed for quickly mounting those major brands of T-12 LED lamp tube diameter from 38 to 42mm. Features rubber pads equipped inside that protects your LED tube from scratches. The strong steel spring on the jaws not only keep the LED tube firmly in place also allow different tubing accessible. A 1/4"-20 female threaded on the bottom and one 3/8"-16 female threaded each side of the clamp allows you to connect the clamp with any grip equipment comes with a 1/4"-20 or 3/8"-16 male threaded for example the eye ring, ceiling clips, articulating arms, magnetic plates and so on.



YOUTUBE
KUPO T12 LAMP
TUBE MOUNT
(KCP-384, KCP-386,
KCP-387 & KCP-388)

More features:

- Fits for tube size from 38 to 42mm.
- The distance from clamp to clamp (center to center) is 47mm.
- The length of 5/8" (16mm) baby pin is 90mm.
- One 3/8"-16 female threaded hole in each end of the clamp.



KCP-388 Universal Single

LED Tube Holder w/ Detachable Baby Pin **W** 370g / 0.85lb

The Kupo Universal LED Tube Mount Holder features two build-in spring metal clamps with rubber pad inside allows you to firmly keep major brand of LED tube in place and protect it from scratches. Equipped with a detachable 5/8" (16mm) baby pin on the plate for converting this holder with other accessories or easy storage. A must have gear to hold your LED tube on the C-stand with grip head or any equipment comes with a 5/8" (16mm) baby receiver.



YOUTUBE
KUPO T12 LAMP
TUBE MOUNT
(KCP-384, KCP-386,
KCP-387 & KCP-388)

KCP-387

Universal Single LED Tube Holder With Magnet

W 370g / 0.85oz

The same function as KCP-388 Universal LED Tube Mount Holder but comes with a rubber coated magnet that allows you to attach on the steel surface with ease. The LED tube holder features two build-in spring metal clamps with rubber pad inside can firmly keep major brand of LED tube in place and protect it from scratches. The dia. 66mm coated rubber magnetic comes with 1/4"-20 male threaded is detached that can be in conjunction with any equipment with 1/4"-20 female threaded.



YOUTUBE
KUPO TWIST-LOCK
MOUNTING PLATES
FOR DUAL(KCP-402)
& QUAD (KCP-404)
T12 LAMPS



KCP-402

Twist-lock Mounting Plate for Dual T12 Lamps


W 0.48kg
11b

Lightweight & black anodized aluminum made, the twist-lock mounting plate equipped with two pair rubberized spring clips (KCP-401) allows it to mount 2 Kino flo® Lamp or T12 lamp. The plate comes with 4 pairs dia. 3/8" hole for fastening with cheese plate. The rest holes on each corner are for connecting and safeties. Size: 330 x 100mm.

Note: Plate only, off-set mounting plate with baby receiver is not included please check p.142.



YOUTUBE
KUPO TWIST-LOCK
MOUNTING PLATES
FOR DUAL(KCP-402)
& QUAD (KCP-404)
T12 LAMPS



KCP-404

Twist-lock Mounting Plate for Quad T12 Lamps

W 0.94kg
21b

Lightweight & black anodized aluminum made, the twist-lock mounting plate equipped with four pair rubberized spring clips (KCP-401) allows it to mount 4 Kino flo® Lamp or T12 lamp. The plate comes with 12 pairs dia.3/8" hole for fastening with cheese plate or mounting V lock set for battery. The rest holes on each corner are for connecting and safeties. Size: 330 x 202mm.

Allows to mount V-lock set (KS-273, not included) for V-mount battery.

▲ Note: Plate only, off-set mounting plate with baby receiver is not included please check p.142.

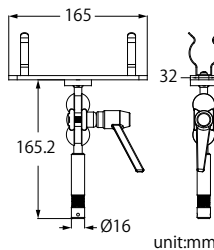


KS-205

Connecting Clamp Set

W 80g
2.8oz

The connecting clamps set designed for connecting two T12 mounting plate with supplied M6 screws. It allows you to add 2 or 4 tube holder plate with ease and convenience. (Set of 2)



KCP-413 Kino® Single T12 Lamp Holder

W 300g
0.66lbs

Designed for holding a single Kino Flo® T12 fluorescent lamp / tube with double spring steel clips. Swivel ball joint design with neck-embossed 5/8" Baby stud can neatly mount in a grip head, C-Stand, or gaffer grip for offering multiple positions. Metal adjustable lever handle designed for a specific handle position if desired.

KCP-401 Rubberized T12 Flo Lamp Clip

W 158g
5.6oz

Constructed from sturdy spring steel, these clips are primary designed to easy hold T12 lamps or Kino Flo® Lamps. A mounting hole is drilled on the center of clip which allow to keep the clips stay firmly from the wall, ceiling or where you want to put them. Features the rubberized finish to protect the lamps and tube without a scratch. (Set of 24 pcs)

REMOVABLE TWIST-ON CENTER MOUNTING PLATE

Removable twist-on center mounting plate equipment provides an ideal mounting solution for all lighting fixtures and Kino flo® in particular. Features a rigid steel ball head and a ratcheting handle allowing all axis lock with one locking handle. The located pin and obvious laser marking makes it effortlessly to twist-on or remove the mounting plate from the lighting fixture.



YOUTUBE
KUPO OFF-SET
MOUNTING PLATE
W/ BABY RECEIVER
(KCP-415)



Compatible with kino flo rear mounting plate.

KCP-415

Offset Mounting Plate w/ Baby Receiver (16mm)

Mounting plate to attach Kino flo® 2' and 4' fixtures to any industrial standard 16mm spigot. Features a steel ball head welded with the offset adapter for the maximum strength and offers excellent balance for the weight of fixture on the center of the stand.

W 975g
 2.15lb



YOUTUBE
KUPO TWIST LOCK
REAR MOUNTING PLATE
KINO FLO DOUBLE (KCP-416)
& 4-BANK(KCP-418)



Dimension:
 23cm(L)X 10cm(W) X 0.3cm(T)

KCP-416 Twist Lock Rear Mounting Plate for Kino Flo® Double

This ingenious engineered plate is made with lightweight and durable aluminum and is designed for attaching the back of the lighting fixture. It accepts KCP-415 (off-set mounting adapter with baby receiver) or KCP-417 (Swivel mounting adapter with 3/8" rod) and Kino flo® Double in particular.

W 180g
 6.35oz



YOUTUBE
KUPO SUPER KNUCKLE
ACCESSORIES VERSATILE,
MODULAR GRIP SYSTEM

KCP-423 Mounting Plate w/ Super Knuckle Baby Receiver (16mm)

Mounting plate to attach Kino 2' and 4' fixtures to any grip equipments comes with 5/8"(16mm) stud. Features double locking arm with balls and central knob allowing you to lock with one clamping action.

W 390g
 0.86lb



YOUTUBE
KUPO OFF-SET
MOUNTING PLATE
W/ 3/8"(10MM) PIN
(KCP-417)



KCP-417

Swivel Mounting w/ 3/8" Pin (10mm)

W 715g
 1.58lb

Mounting plate to attach Kino flo® 2' and 4' fixtures to a griphead (century stand knuckle). Features a steel ball head welded with the 10mm knurled rod for the maximum strength.



YOUTUBE
KUPO TWIST LOCK
REAR MOUNTING PLATE
KINO FLO DOUBLE (KCP-416)
& 4-BANK(KCP-418)



Dimension:
 23cm(L)X 20cm(W) X 0.3cm(T)

KCP-418

Twist Lock Rear Mounting Plate for Kino Flo® 4 Bank

W 360g
 12.7oz

This ingenious engineered plate is made with lightweight and durable aluminum and is designed for attaching the back of the lighting fixture. It accepts KCP-415 (off-set mounting adapter with baby receiver) or KCP-417 (Swivel mounting adapter with 3/8" rod) and Kino flo® 4 Bank in particular.



KS-231

Quick-released Adapter w/ Plate (14.7 x 16.2cm)

KS-232

Quick-released Adapter w/ Plate (18.5 x 21.5cm)

This quick release adapter set includes an aluminum plate and a multifunction adapter that fits with any equipment that comes with 5/8" (16mm) baby stud, 1/4"-20 male threaded, 3/8"-16 male thread or Arca-swiss style ball head. Four supplied screws make aluminum plate mounting on the case with ease, plus twist-to-lock multifunction adapter allows it to be a great mounting solution for your case (or anything aluminum plated can be mounted on) on stand, tripod, Convi clamp, articulated arm.



YOUTUBE
KUPO MAX ARM
(KCP-101)



Ratcheted handle



6 milled flats



Anti-Slip rosettes
friction disc.



KCP-101 Max Arm w/ Ratcheted Handle

The Max arm is especially designed for lighting, video, film or still use. The multi-positioning arm has 90° pivoting, 360° rotating ends and a 360° elbow rotation. The center ratcheted handle controls and locks all three movements, which allows partial loosening for safe and precise positioning of a small light fixture or camera exactly at the angle you need it. Both ends come with ball joint 5/8" (16mm) studs; one is tapped for a 3/8" and the other is tapped for a 1/4". It is so versatile that can be set at any awkward position or odd place.

H max	W	↓ max
53cm 20.8"	1kg 2.21lb	4kg 8.8lb

Features:

1. Metal ratcheted handle for easy slight adjustment and can be set to any angle. Ideal for clamping in a confined space, or if a specific handle position is desired.
2. The metal-like engineering thermoplastic friction discs with Anti-Slip rosettes friction disc design offers a solid grip.
3. The storage length is 28.5cm and fully extend to 53cm with net weight 1kg making it compact & portable.
4. Both ball joint studs with multi-milling flats can fit into baby sockets fast and hold objects stable.



YOUTUBE
KUPO MAX ARM
W/ WHEEL HANDLE
(KCP-101W)



Wheel Handle



Anti-Slip rosettes
friction disc.



6 milled flats



KCP-101W Max Arm w/ Wheel Handle

The function is as the same as KCP-101 Max Arm but with a wheel handle which comes with a rubber cover. This is a standard accessory designed for KCP-101W for more comfortable and better torque while tightening the round knob, especially for those users without gloves in a cold working environment. This is made with silicon rubber which offers excellent weather durability for long-lasting operation.

H max	W	↓ max
53cm 20.8"	1kg 2.21lb	4kg 8.8lb



KCP-101CB Max Arm w/ Camera Bracket **W** 1.2kg / 2.64lb

This specially designed articulated max arm with a camera bracket is ideal for mounting a camera or a camcorder exactly at you desire position. Works perfectly with Convi. clamp KCP-700 with baby stud and 6 milled flats on the neck of the Max arm.



W 1.2kg / 2.64lb

KCP-101QW Max Arm w/Quick Release Plate

A variable friction Max Arm equipped with a quick release camera plate for precise positioning. It works perfectly with Convi clamp KCP-700 with baby stud and 6 milled flats on neck of the Max arm.



KCP-101K Max Arm Kit **W** 2.65kg / 5.83lb

The same function as KCP-101CB but with more standard accessories including Convi clamp KCP-710B, Max Arm KCP-101W, Camera Bracket KS-CB01 and backlite base 013BS.



With convi clamp for camera.

Product Applications:



With convi clamp for lighting.



With convi clamp for camera.



With suction cup for DV.



KCP-300 Articulated Arm **L** 80cm 31.5" **W** 0.86kg 1.90lb

Articulated arm is used to lock and hold small lighting and effects in accurate position. The end socket is a 5/8" baby pin on the outside which can hold a small lighting fixture. The inside is a 3/8"-16 thread which will accept the standard dot and camera accessories.



KCP-343 Flex Arm Kit for Dots and Fingers

The kits comes with a 14mm diameter, 45cm long double 3/8"-16 female threads, flex arm and two adapters. Including a KS-038 which is a hex adapter tapped with a 3/8"-16 female thread at one end and a 1/4"-20 male thread at the other for connecting to a flex arm with Convi clamp. And KS-038DR which is dot receiver with 3/8"-16 female thread and 16mm O.D. as a baby pin. Each adapter can be fixed with the included M4 set screw, which offers the flexibility to fix or unfix the adapters from the arm whenever there is 3/8"-16 threads available. It is good for positioning of small Gobos, flags, reflectors, props or a flash head. Loading: 0.3kg (0.66lb)



KCP-344 Flex Arm

The 45 cm long flex arm comes with double 3/8"-16 female threads which is connected with the brass made 3/8"-16 female and 1/4" male thread adapters. It works great with Convi clamp or stand with 3/8"-16 stand top for easy adjusting position of any objects mounted on the arm. The same way to fix and unfix the adapters from the arm by set screws as KCP-343 and KCP-345. Loading: 0.3kg (0.66lb)



KCP-345 Flex Arm for French Flag

The 45cm long flex arm comes with double 3/8"-16 female threads which attach on one side with a zinc casting clamp for connecting to a camera and the other side with French flag holders which hold the flag to block unwanted light from hitting the lens which usually results in a lens flare. Loading: 0.3kg (0.66lbs)



W 45g 1.59oz



KS-038 Hex Adapter w/ 3/8"-16F & 3/8"-16M

Solid brass made 5/8" hex adapter with 3/8"-16 female thread and 3/8"-16 male thread. The hex adapter keeps it from rotating in Convi clamp and allows you to have a 3/8"-16 female receiver or a 3/8"-16 male thread. It also can be easily exchanged with the adapters from Kupo flex arm by a built-in set screw.



KCP-346 French Flag **W** 290g 0.63 lbs

This French Flag from Kupo is a 40cm (15.7") x 25cm (9.8") metal accessory that is usually used with a piece of grip gear such as a flexible or articulating arm to block the light from the camera lens, preventing flare.



- 1. for tube size dia. 10mm
- 2. for tube size dia. 10mm
- 3. for tube size dia. 13mm
- 4. 16 mm hex baby pin w/ 3/8"-16 female thread.

KCP-170 Hybrid Head **W** 100g / 0.22lb

Mini version of double grip head (1.7") system that is tapped with two V jaws for tubes size (4/8") 13mm and (3/8") 10mm in both sides. Features one 5/8"(16mm) hex baby stud with 3/8"-16 female thread which offers a variety of combinations for lighting and video accessories. Superior high-pressured gasket is equipped between two metal-like thermoplastic friction discs with a teeth device, and aluminum die-casting shells give the most solid grip and precise positioning. Compact size (dia. 43mm) and light weight (100g) is ideal for car-mounted shooting, tabletop and product imaging as well as miniature work.



KCP-172 Mini Articulated Arm-Single Section **L** 28.5cm / 11.2" **W** 280g / 0.62lb

Constructed with two Hybrid Heads and an aluminum tube (dia. 13mm, 1.1mm thickness and 28.5cm length) with a matt black anodized finish. Each Mini Grip Head is equipped with a baby pin with multi-milling flats that can fit into a baby socket fast and hold an object stable. The 3/8" and 1/4" thread are tapped separately in each baby pin which allows it to fit into a variety of lighting and camera accessories.




KCP-173 Mini Articulated Arm - Two Sections **L** 57cm / 22.5" **W** 460g / 1lb

Similar function as KCP-172 but also includes one Hybrid Head and one aluminum tube. It's easy for positioning your camera accessories or a small lighting fixture at any awkward position or odd place with Kupo Convi clamp. Ideal for clamping in a confined space, or if a specific handle position is desired.

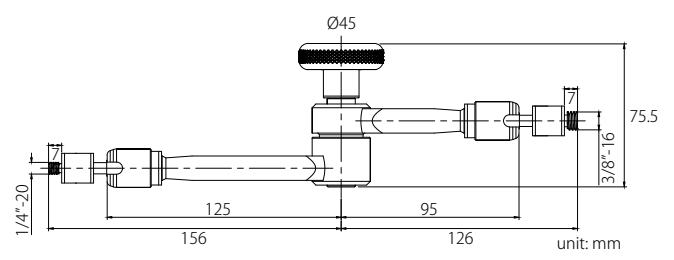
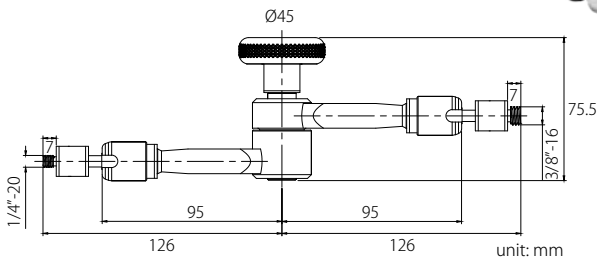
The Kupo Rock's arm is a precise and versatile articulating arm designed for holding field monitors, recorders, LED lights and microphones on camera rigs. Friction wheel controls ball-joint tension simultaneously making the arm handy and convenient to operate. The ends are engineered for 360 degree rotation plus 90 degree pivoting that provides great versatility for easy positioning. A unique taper engagement mechanism facilitates ball-joint fine adjustment even when tightened. The interchangeable 7 different accessory tips can be easily installed using the #3 Allen key. This provides a great solution for connection and mounting needs in video and film application.

Features:

1. Made of solid aluminum alloy with CNC machined and black anodized.
2. 10" & 11" two standard length measures from end to end with tips.
3. One end 1/4"-20 male and another end 3/8"-16 male stainless steel accessory tips are included as standard.
4. Load Capacity : 8kg (17.6lb) in 90 degree set up.



YOUTUBE
KUPO ROCK'S ARM
(KCP-110, KCP-111)



KCP-110 10" Rock's Arm

H 10" 254mm	W 415g 0.92lb	↓ max 8kg 17.6lb
--------------------------	----------------------------	-------------------------------

KCP-111 11" Rock's Arm


H 11" 280mm	W 425g 0.94lb	↓ max 8kg 17.6lb
--------------------------	----------------------------	-------------------------------



Two milled flats on the neck of the knob allows using a tool to tighten or loose with ease and convenience.



Interchangeable stainless steel 1/4"-20 male threaded adapter and 3/8"-16 male threaded are equipped in each end of the arm.



A unique taper engagement mechanism facilitates ball-joint fine adjustment even when tightened.



W 35g
1.24oz

KS-341
1/4"-20 Male Tip for Rock's Arm

Interchangeable stainless steel 1/4"-20 male tips for Rock's arm can be mounted on each end of the arm to make it compatible with the equipment that comes with 1/4"-20 female threads.



W 36g
1.27oz

KS-342
3/8"-16 Male Tip for Rock's Arm

Interchangeable stainless steel 3/8"-16 male tips for Rock's arm can be mounted on each end of the arm to make it compatible with the equipment that comes with 3/8"-16 female threads.



KS-343 1/4"-20 Male
Anti-Slip Tip for Rock's Arm

W 45g
1.59oz

The 1/4"-20 anti-slip tip comes with rubber padding on top to increase friction and prevents scratches. Integrated a knurled tightening knob can be tightened by hands via the thumbscrew, which provide a quick release for users. Also, it comes with a hole for using the #3 Allen wrench to re-tighten it.



KS-349 **W** 45g
1.59oz
1/4"-20 Arri Style® Anti-Rotation Tip for Rock's Arm

The 1/4"-20 screw with ARRI-Style® Anti-Rotation tip features a widely used connection in the video and cinema industries regularly found on camera cages. The detachable Arri locating pins also allows to fit into the equipment without locating pin holes. Integrated a knurled tightening knob can be tightened by hands via the thumbscrew, which provides a quick release for users. Also it comes with a hole for using the #3 Allen wrench to re-tighten it.



KS-348 **W** 60g
2.11oz
3/8"-16 Female Tip for Rock's Arm


Interchangeable stainless steel 3/8"-16 female tip for Rock's arm can be mounted on each end of the arm to make it compatible with the equipment that comes with 3/8"-16 male threads.



KS-346
5/8" (16mm) Baby Stud for Rock's Arm

W 110g
3.88oz

Interchangeable stainless steel 5/8" (16mm) stud for Rock's arm with female 1/4"-20 threads on top can be mounted on each end of the arm to make it compatible with the equipment that comes with 5/8" (16mm) socket.



KS-347 5/8" (16mm) Hex Stud
for Rock's Arm to Super Convi Clamp

W 60g
2.11oz

Interchangeable stainless steel 5/8" (16mm) Hex stud for Rock's arm can be affixed to Super Convi Clamp (KCP-700) to offer more mounting option.




KS-344 3/8"-16 Arri Style®
Anti-Rotation Tip for Rock's Arm

W 45g
1.59oz

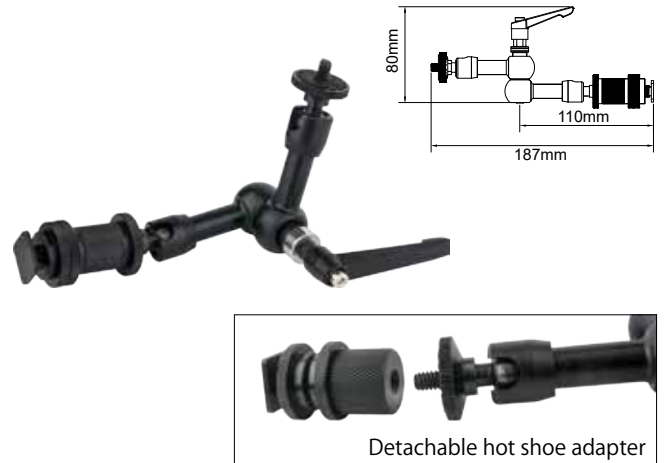
The 3/8"-16 screw with ARRI-Style® Anti-Rotation tip features a widely used connection in the video and cinema industries regularly found on camera cages. Integrated a knurled tightening knob can be tightened by hands via the thumbscrew, which provides a quick release for users. Also, it comes with a hole for using the #3 Allen wrench to re-tighten it.

This precisely crafted articulating arm is designed for holding wireless transmitter, receiver or accessories. The two 1/4"-20 threads at either end are attached to ball joints that rotate 360 degrees, plus a cut-out in the sleeve surrounding the ball allows the thread to be bent at 90 degrees. The central elbow rotates 360 degrees for infinite adjustability. In addition to the included hot shoe adapter, a 3/8"-1/4" barrel adapter allows you to connect two items with different thread sizes.



KCP-102R
Vision Arm (11")

L 30cm 11.8"	W 0.25kg 0.55lb	↓ 3kg 6.6lb
------------------------	---------------------------	-----------------------



KCP-103
Mini Vision Arm (7")

L 18.7cm 7.3"	W 0.2kg 0.44lb	↓ 2kg 4.4lb
-------------------------	--------------------------	-----------------------



KCP-104
Mountable Universal Smartphone Holder **W** 230g
8.2oz

It comes with a 5" long articulating arm for mounting small devices above camera and allows photographers to keep the attention of children, pets, and other subjects for effective shooting. Also an ideal teleprompter display screen for those users recording videos by themselves. Meanwhile, a small monitor is created for the photographers to see images as they are shot. The spring-loaded Smartphone holder can hold any device up to 3" (76mm) wide. Non-skid pads are equipped for protecting your smartphone or device while holding it firmly in place. The position of the smartphone holder can be easily set-up with the ratcheted handle on the Mini Vision Arm and also simple to install on the hot shoe of the camera with the hot shoe adapter (included).



KS-CB14
Vision Lock Quick Release Mounting Set **W** 65g
2.3oz

Constructed from CNC made aluminum alloy with black anodized, this quick release mounting set is an ideal gadget for connectivity of LCD monitor and articulating Rock's arm or Vision arm. The removal plate comes with a counter bore for a 1/4"-20 threaded screw and 1/4" thread holes allows to mount LCD monitor, LED light, flash and other camera accessories. The 3/8"-16 counter bore of plate holder allows attaching with arm or any equipment comes with 3/8"-16 female thread or 1/4"-20 female threaded. The interlocking dovetail designs connect securely and unlock using a quick release lever.



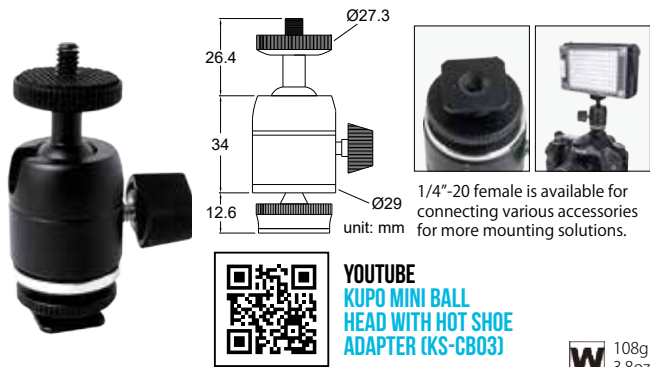
KS-CB13
ARRI Style® 3/8"-16 Spacer for Vision Lock **W** 15g
0.52oz

Made by CNC blacked anodized aluminum, the spacer allow it to attach on the bottom of Vision Lock to an ARRI-style® 3/8"-16 anti-twist accessory mount. Remove the 3 screws which is fixed on the bottom of Vision Lock and attach this Spacer with supplied screws, it will be able to be installed in 3/8"-16 locating holes of ARRI®. With anti-twist pin of Arri Style® 3/8"-16 spacer, the Vision Lock won't be rotated even if a heavier monitor is mounted.

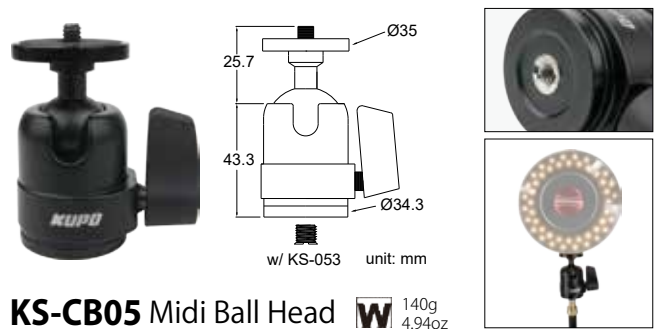


KS-CB15
Vision Lock w/ ARRI Style® 3/8"-16 Spacer **W** 75g
2.65oz

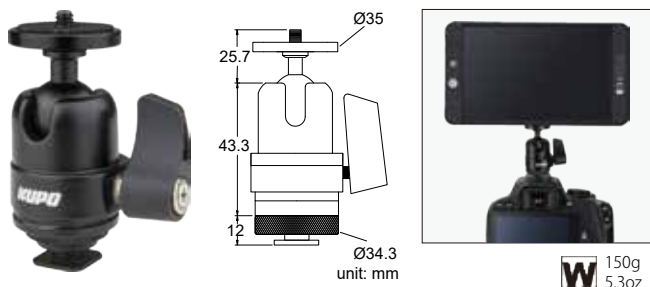
The same function as Vision Lock (KS-CB14), but with Arri Style® 3/8"-16 Spacer that allows fitting for an ARRI-style® 3/8"-16 anti-twist accessory mount with the 3/8"-16 screw (Supplied).



KS-CB03 Mini Ball Head w/ Hot Shoe Adapter
 Loosening the one-action knob allows movement of the ball head in all directions. The extra groove allows the ball to tilt 90 degrees in one direction. The hot shoe adapter is also equipped with a 1/4"-20 thread socket on the bottom of the solid aluminum-constructed ball head.



KS-CB05 Midi Ball Head **W** 140g (4.94oz)
 Constructed from lightweight aluminum housing, the hard ball moves smoothly into position with the single-action lever. A groove design also allows it to tilt 90° in one direction. It can allow you to properly orient your camera on any other tripod model, whether it has a 1/4"-20 or a 3/8"-16 stud – the head has a 3/8" thread and comes with a reducer bushing to make it compatible with the 1/4"-type stud. A camera can be attached directly to the ball head, or a quick release system can be added to speed up camera attachment.



KS-CB07 Midi Ball Head w/ Hot Shoe Mount
 Constructed with sturdy aluminum, the Kupo Midi ball head with hot shoe offers an ideal mounting solution for your lights and monitors on a camcorder or camera while shooting video. Feature a single locking knob for fast and safe operation and providing a rock solid support up to 4.4 lb (2kg).



KS-CB09 Mini Ball Head w/ 17MM Spigot (DABO)
 It features a mini ball head terminated with a 17mm spigot (Dabo) which is designed primarily for 17mm receiver (Japanese type).

Feature a fantastic spring-loaded ball bearing mechanism that allows you to pull a 1/4"-20 top mount out of the bottom portion in just a second. The aluminum built bottom portion has a 1/4"-20 female thread that can be securely attached to any lighting or video accessory and comes with 1/4"-20 male stud. The spring locking mechanism with hex-shaped receiver not only keeps the top mount from rotating, but makes it easy and quick to attach or remove by just pushing the red release collar down. Ideal for mounting monitors, lighting and mics on the articulated arms or anything that comes with 1/4"-20 male thread.



Easy and quick to attach or remove the top mount by just pushing the red release collar down.



Quick release adapter mounted on the vision arm for monitor.



KS-084 1/4"-20 Quick Release Adapter **W** 35g (1.24oz)
 This adapter allows easy switching of different top mounts to make quick changes to your equipment configuration through the 1/4"-20 thread at the bottom.



KS-081 1/4"-20 Male Top Mount **W** 19g (0.67oz)



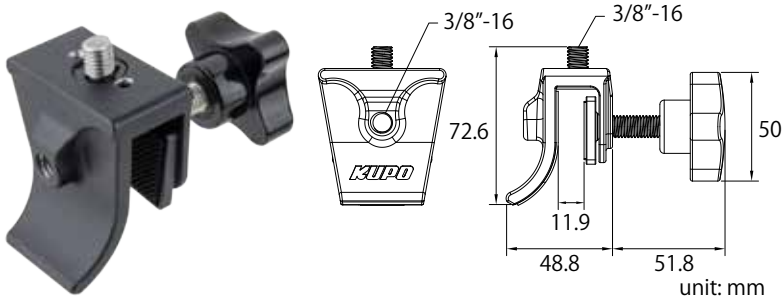
KS-083 3/8"-16 Male Top Mount **W** 20g (0.71oz)



KS-086 5/8" Baby Stud w/ 1/4"-20 Top Mount **W** 55g (1.94oz)



KS-087 5/8"-27 Male Top Mount **W** 30g (1.06oz)



KS-CB04 Car Window Mount Clamp **W** 180g / 6.4oz

Car window mount clamp is ideal gear for photographing and videography from an automobile. The clamp can be easily mounted on the window glass of an automobile with a screw down knob. Also the window glass is well-protected by rubberized cork on flats inside the clamp including the screw down disk. 3/8"-16 stud with a large screwdriver slot and two screw sets are equipped for secure tightening the clamp and Ball-head or camera bracket for camera.



YOUTUBE
KUPU ALUMINUM ADJUSTABLE
COLD SHOE MOUNT (KS-039)



KS-CB10 Car Window Mount Kit **W** 320g / 0.71lb

Kupo car window mount kit includes a car window mounting clamp (KS-CB04) and a midi ball head (KS-CB05) is ideal for providing a stable platform for a camera or spotting scopes from cars. The clamp can be attached to the top edge of the glass in your cars window quickly and securely. The aluminum made ballhead mounted on the clamp allows it to be instantly locked off in any position with one single knob.

KS-039 Adjustable Cold Shoe Mount **W** 20g / 0.71oz

Constructed with lightweight and durable aluminum provides a secure mounting option for virtually any type of shoe-mounted device - radio slaves, speedlights, light meters, etc. It also comes with spring-tensioned adjustment knob to ensure strength and a secure fit to almost any flat foot flash. Standard 1/4"-20 mounting thread is tapped on the bottom for quickly and easily attaching to flash brackets, tripods, light stands, Convi clamps, etc.



KS-041 Hot Shoe Adapter 3/8" - 1/4" w/ Barrel Adapter

This adapter can fit on the hot shoe of most cameras. It has a 3/8" to 1/4" threaded stud and is used as a Monitor Bracket or anything else that has a 1/4" -20 receiver. Two large knurled locking nuts are quipped for easy adjustment of the tension. It comes with a 1/4" -20 double female barrel adapter as the standard accessory that makes the 1/4" -20 receiver is available.



YOUTUBE
KUPO CAMERA
BRACKET (KS-CB01)



KS-CB01 Camera/Umbrella bracket **W** 200g / 0.44oz

The bracket is constructed with aluminum die casting, ensuring longevity and reliability in demanding shooting conditions. The bracket features a sturdy platform with a 1/4"-20 threaded screw, ensuring a secure and stable connection for cameras. It also provides a 1/4"-20 to 3/8"-16 adaptor to accept different size of thread mounts such as lighting, flash or monitor. This bracket serves a dual purpose by allowing the attachment of both a flash and an umbrella simultaneously. It enables photographers to mount their flash securely while also providing a dia.10mm hole to mount a standard-sized umbrella to control lighting conditions. The bracket features 4 standard 5/8" (16mm) female sockets, allowing for easy mounting on various lighting stands, tripods, arm or other support systems.



KS-429 **W** 200g / 0.44oz
1/4"-20 Camera Plate w/ Baby Receiver



Constructed from a lightweight yet durable aluminum alloy, this camera plate features a 1/4" -20 x 8mm (L) screw and a 5/8" (16mm) baby receiver, allowing you to easily mount your camera on a flex arm with a 5/8" (16mm) baby stud or any dia. 16mm pod. The top of the plate is thoughtfully designed with a rubber-padded mount to protect your camera from scratches. The camera plate measuring 40mm (W) x 50mm (L), is designed at an angle of 130 degrees offering ample space below the camera plate for tighten or loosen the knob.



KS-CB02 Quick Release Camera Plate **W** 200g 0.44oz

The quick release plate is easy to set up and works great offering the ability to quickly move from tripod to hand held photography. Safety lock is also equipped to prevent the quick release from inadvertently opening. The standard 3/8"-16 thread is tapped on the bottom and a 1/4"-20 reducer bushing is attached making it compatible with flash brackets, tripods, light stands, Convi clamps, etc.



KS-325 Tilt Head w/ Quick Release Mounting Plate **W** 306g 10.8oz **↓** 2.5kg 5.51lb max

Made by die-cast aluminum, the tilt head features a 3/8"-16 female threaded on the bottom for mounting on the monopod and the tilt head allows the camera to be turned 90° to provide either vertical or horizontal format with one locking lever. In addition, the quick release mounting plate allows you to quickly and easily switch from handheld to monopod to tripod. The unlocking lever also keeps it from accidentally unlatching the platform.



KS-CB12 Quick Release Adapter for Interchanging Tripod Heads **W** 250g 8.81oz

This quick release assembly constructed from solid aluminum allows you to easily interchange your camera from a tripod, stabilizer, monopod or support rig without the hassle to setup / teardown from device. It also features a drop-in instant latching system with push button drop-gate release and a ratchet-style locking lever for ensuring a secure fit. 1/4"-20 and 3/8"-16 camera screws are equipped for use with a variety of cameras. Additionally, threaded holes on the side of the adapter offer a great store solution for the unused camera screws. 1/4"-20 and 3/8"-16 threaded holes on the underside of the adapter mounting threads also enable support for sliders, tripods, accessories, and more.

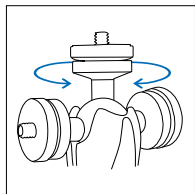


KS-CB11 Sliding Quick Release Plate **W** 85g 3oz

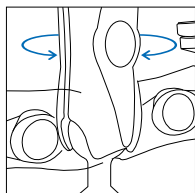
3.54"(9cm) long Quick Release Plate is an aluminum camera plate which is compatible with Manfrotto 501PL systems. The plate is equipped with 1/4"-20, 3/8"-16 camera screws and a little slotted catch that prevents the plate from falling off.

SUPER KNUCKLE

Super knuckle features a double socket arm and ball head in each end which can be locked by the centre knob. It offers an ultra-versatile solution for mounting and positioning. Constructed from a die-cast aluminum alloy shell, ball heads and knob make it sturdy and lightweight. The standard Dia.26mm ball head with hard anodized and serrated surface is grabbed better by the shell and weather resistant. The shell is designed with 2 side deeper cutting offering a greater tilt down angle. A built in silicon rubber sleeve holds the unit together while changing the ball head. The double sockets and ball heads offer the ability to interchange various components for a wide range of applications in industries including lighting, camera, monitors, tablets, smart phones and any mobile device. Overall length: 151mm (5.95"), Loading capacity: 8kg (17.6lb)



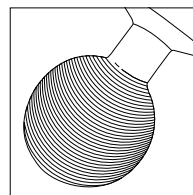
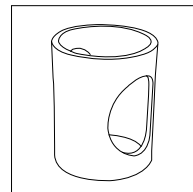
Angle adjustable in all directions.



YOUTUBE
KUPO SUPER KNUCKLE
ACCESSORIES VERSATILE,
MODULAR GRIP SYSTEM



The silicon rubber blue sleeve can hold the double socket arms tightly to avoid them being taken apart while loosening the knob for adjusting the angle or exchanging the ball head.



Hard anodized ball head with serrated surface treatment.



Exchangeable ball heads and double sockets offers an ultra-versatile mounting solution.



KS-470

Super Knuckle w/ Hex Baby Pin

W 260g
9.17oz

max 8kg
17.6lb

Aluminum die casting double socket arm and ball head in each end. One end with hex pin fits into Super Convi clamp another end with 1/4"-20 screw for mounting any mobile phone, camera & lighting related accessories.



KS-472

Super Knuckle w/ Baby Receiver

W 260g
9.17oz

max 8kg
17.6lb

With the same function as KS-470 but with a 1/4"-20 male thread on one end and baby receiver on the other.



KS-480 Super Knuckle Double Socket Arm w/ Baby Stud & Baby Receiver **W** 263g 9.27oz **↓** 8kg 17.6lb

Constructed from a solid aluminum die-casting double socket arm with a CNC baby receiver and baby stud, it allows you to mount it on a lighting stand, grip arm, or any equipment that comes with a 5/8" (16mm) baby stud. The other end features a 5/8" (16mm) baby stud, allowing you to attach lighting fixtures or any equipment with a baby receiver. Features a 1/4"-20 female thread on top of baby pin for versatile accessory combinations in lighting and video setups.



KS-482 Super Knuckle Double Socket Arm w/ 16mm Baby Receiver & Hex Baby Stud **W** 218g 7.68oz **↓** 8kg 17.6lb

Constructed from solid aluminum die-casting double socket arm with CNC hex baby stud and baby receiver, it allows you to integrate it into the Kupo Super Convi Clamp system, Super Viser Clamp system and mount any equipment that comes with the hex baby receiver. Features a 1/4"-20 female thread on top of 16mm round baby stud allows for versatile accessory combinations in lighting and video setups.



KS-475 Super Knuckle Hex Baby Stud w/ 1/4"-20 Camera Plate **W** 260g 9.17oz **↓** 8kg 17.6lb

Constructed from a solid aluminum die-casting double socket arm with a CNC baby receiver and baby stud, it allows you to mount it on a lighting stand, grip arm, or any equipment that comes with a 5/8" (16mm) baby stud. The other end features a 5/8" (16mm) baby stud, allowing you to attach lighting fixtures or any equipment with a baby receiver. Features a 1/4"-20 female thread on top of baby pin for versatile accessory combinations in lighting and video setups.



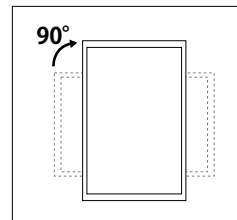
Four M4 screws are included



YOUTUBE KUPO SUPER KNUCKLE VESA MOUNT KIT (KS-479)



YOUTUBE KUPO SUPER KNUCKLE VESA MONITOR MOUNT KIT (KS-479)



Easy and instantaneous rotation from landscape to portrait.

KS-479 Super Knuckle VESA Mount Kit **W** 300g 10.58oz **↓** 8kg 17.6lb

The Super Knuckle VESA Mount Kit allows you to mount a monitor which has a VESA mounting point 75 x 75mm or 100 x 100mm on a C-stand or any light stand that comes with a 5/8" (16mm) baby stud. The unique design of sockets and ball heads offers the ability to interchange various components for mounting a monitor on a Super Convi clamp, Super Viser Clamp, Super Claw, Suction Cup and any equipment that comes with a ball which is 26mm in diameter.



KS-477 Super Knuckle W/ Nato Clamp® & 1/4"-20 Detachable Arri® Locating Pin **W** 250g 8.8oz **↓** 8kg 17.6lb

Aluminum die-casting double socket arm with ball joint in each end. One end with Nato Clamp® allows to firmly mount standard Nato rail® and the other end with a 1/4"-20 Arri® locating pin that can be widely used connection in the video and cinema industries regularly found on camera cages.



W 208g
7.33oz
↓ 8kg
max 17.6lb



KS-478 Super Knuckle W/ Dia. 26MM Ball Self Tapping Screw for Trail Camera Mount

Aluminum die-casting double socket arm and ball head in each end. One end with a 1/4"-20 male thread for mounting any mobile phone, camera & lighting accessories. The other end with M6 screw allows you permanently or temporarily mount the ball head directly into a wooden surface. Ideal for a trail camera at any position to ensure that you get the shots you desired.



W 293g
9.87oz
↓ 8kg
max 17.6lb

KS-492 Super Knuckle w/ Rubber Coated Magnet

Featuring a rubber-coated magnet (diameter: 66mm) with an aluminum CNC ball head, this Super Knuckle offers a great mounting solution for easy attachment to steel surfaces. The 1/4"-20 male thread at the end allows you to attach action cameras, mini lights, microphones, and any equipment with a 1/4"-20 female thread.



KS-490 Super Knuckle w/ Super Claw (for Dia. 13~33mm Tube)

W 343g
12.09oz
↓ 8kg
max 17.6lb

This Super Knuckle comes with Super Claw (an adjustable jaw) , offering a versatile mounting solution for tube sizes ranging from 13mm to 35mm or flat objects with thicknesses between 5mm and 20mm. The 1/4"-20 male thread at the other end allows you to attach an action camera, a mini light, microphones, and any equipment that comes with a 1/4"-20 female thread.



KS-494 Super Knuckle Double Socket Arm w/ GoPro® Mount & Bar Mount

W 200g
9.17oz
↓ 8kg
max 17.6lb

Featuring an aluminum bar mount with spacers at one end, this Super Knuckle offers a great mounting solution for easy attachment to handles on stabilizers, gimbals, motorcycles, bikes, or anything with a 30mm diameter tube. The Aluminum GoPro® mount at the other end allows you to firmly attach a Gopro action® camera . Additionally, three plastic spacers are included to adapt the tube mounting adapter to fit diameters of 20mm, 25mm, 7/8" (22.23mm), 1" (25.4mm), and 1-1/8" (28.58mm)



KS-473 Super Knuckle for Amaran® F21 & F22 w/ T10 Spanner

W 200g
7oz
↓ 8kg
max 17.6lb

The unique aluminum made ball joint adapter is tailored to suit the spider mounting bracket of Amaran® F21 & F22 LED mat series. It's an alternative to replace the original attached receiver by T10 star hex Allen key (supplied). In conjunction with double socket and ball joint, you're ready to have a versatile solution for mounting and positioning for your lightweight LED Mat on the light stand, articulated arm or any equipment comes with 5/8" (16mm) baby stud without cranking it down to straight, right angle baby pin or tilting stand mount adapter.





Ball bases overall length: 3" (77.8mm)
Socket-to-socket length: 2.32" (59mm)

KS-474 3" Double Socket Arm w/ Knob **W** 130g / 4.59oz

3" long die-casting aluminum double socket arm comes with metal knob and silicon rubber sleeve, allows you to custom make your own super knuckle mounting solution with those available ball heads.



Ball bases overall length: 6" (156mm)
Socket-to-socket length: 5.39" (137mm)

KS-399 6" Double Socket Arm w/ Knob **W** 285g / 10oz

6" long die-casting aluminum double socket arm comes with metal knob and silicon rubber sleeve, allows you to custom make your own super knuckle mounting solution with those available ball heads.



KS-396 Super Knuckle Shell w/ Locking Knob **W** 120g / 4.2oz

Aluminum made double socket arm with a locking knob offers a great locking solution. It allows you to keep your mounted device safe from theft and tampering. Feature the unique security knob which is combined with one inside tighten portion and one outside slip ring that needs a provided key knob to tighten or loosen.



KS-405 Silicon Sleeve for Super Knuckle Double Socket Arm

Made from durable silicon rubber, the Super Knuckle blue sleeve is tough yet flexible. It can hold the double socket arms tightly to avoid it being taken apart while the knob is loosen to adjust the different angle or exchange the ball heads. (Set of 5)



KS-420 3" Extension Arm Double Dia. 26mm Ball **W** 80g / 2.9oz

An aluminum extension arm with 3/8"-16 & 1/4"-20 female threaded made by CNC with black anodized finish which has a 26mm ball on each end measuring 5 inches (127mm) in total length. It is ideal for building and extending custom arm configurations with super knuckle (KS-470).



KS-417 Dia. 26mm Ball w/ M6 Thread Male **W** 50g / 1.77oz

CNC aluminum ball head with M6 thread male 4cm in length allows it to be operated with center knob of the super knuckle for providing an additional ball head on one super knuckle.



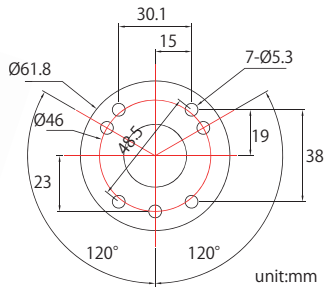
KS-403 Dia. 26mm Ball w/ 1/4"-20 female Thread **W** 30g / 1.0oz

Feature a 1/4"-20 female threaded on the CNC machining aluminum ball head (Dia. 26mm) for mounting any equipment comes with a 1/4"-20 male threaded.



KS-404 Dia. 26mm Ball w/ 1/4"-20 Male Thread

CNC aluminum ball (Dia. 26mm) with black anodized finish. The round plate offers extra support and stability for cameras that rest on top of it. The male 1/4"-20 threaded steel stud matches most standard camera and camcorder female threads found on the bottom of the camera. Thanks to the flexibility of the removable knurled knob for fitting into different depths of 1/4"-20 female thread, all cameras and camcorders are able to be kept in place with ease and convenience.



unit:mm
W 55g
 1.94oz

KS-427 Round Plate
 w/ Dia. 26mm Ball & 1/4"-20 Threaded Male

This aluminum made round plate with ball head has 7 holes allowing the base to be rotated to suit the rectangular or diagonal configuration of the AMPS hole pattern. Features a 1/4"-20 threaded male makes it easy to connect with any equipment comes with 1/4"-20 threaded female.



KS-416
 Dia. 26mm Ball w/ 16mm Baby Pin **W** 58g
 2.05oz

The ball head features an aluminum 5/8" (16mm) baby pin which allows you to mount a lighting fixture or any equipment. Comes with 5/8" (16mm) baby receiver on the super knuckle. The 1/4"-20 female thread is on the top of the baby pin.



KS-402 Dia. 26mm Ball w/ GoPro® Holder **W** 40g
 1.4oz

This ball head features an aluminum GoPro® mount which allows you to mount your action camera on the super knuckle to a stand, tripod, suction cups, clamps or anywhere you need.



KS-425 Dia. 26mm Ball w/ 1/4" Screw **W** 40g
 1.41oz

CNC machined aluminum ball head with 1/4" -20 screw and rubber padding on top to increase friction and prevents scratches. Integrated with a knurled tightening knob that can be tighten by hands via the thumbscrew, which provide a quick release for users. Also it comes with a hole for using the #3 Allen wrench to re-tighten it.



KS-441 Dia. 26mm Ball With 1/4"-20 Screw & Detachable Arri® Locating Pin **W** 50g
 1.76oz

CNC machining aluminum ball head with 1/4"-20 screw and Arri style® Anti-rotation features a widely used connection in the video and cinema industries regularly found on camera cages. The detachable Arri® locating pins also allows to fit into the equipment without locating pin holes Integrated a knurled tightening knob can be tightened by hands via the thumbscrew, which provide a quick release for users. Also it comes with a hole for using the #3 Allen wrench to re-tighten it.



KS-426 **W** 40g
 1.41oz

Dia. 26mm Ball w/ 3/8"-16 Anti-Rotation Screw

CNC machining aluminum ball head with 3/8"-16 screw and Arri style® Anti-rotation features a widely used connection in the video and cinema industries regularly found on camera cages. Integrated a knurled tightening knob can be tighten by hands via the thumbscrew, which provide a quick release for users. Also it comes with a hole for using the #3 Allen wrench to re-tighten it.



KS-409 Dia. 26mm Ball
 w/ a 1/4"-20 Quick Release Bracket **W** 80g
 2.8oz

Features a CNC aluminum ball with a 1/4"-20 Quick Release Bracket provides you with a great mounting solution for monitor with various combinations of super knuckle accessories.



W 100g
 3.53oz

KS-428 Dia. 26mm Ball w/ 1/4"-20 Camera Plate


Crafted from a lightweight yet sturdy aluminum alloy, this Dia. 26mm ball head features a convenient 1/4" screw on top, making it compatible with most digital cameras. It effortlessly pairs with the Kupo Super knuckle series, providing quick and easy camera positioning. The ball head and camera plate, measuring 40mm(W) x 50mm(L), are designed at an angle of 130 degrees, allowing the camera's center of gravity to be closer to the center. Additionally, there is ample space below the camera plate, making it convenient to use the round knob to secure or loosen the camera. The top is equipped with a rubber-padded mount, ensuring your camera stays scratch-free. With its aluminum knob, you can securely and swiftly tighten your equipment for a worrying-free shooting experience.



Four M4 screws are included

W 130g
4.6oz

KS-408 VESA Monitor Bracket w/ Dia. 26mm Ball
Made by sturdy aluminum, the mounting plate is a great mounting solution for your monitor. Standard VESA mounting holes pattern for 75 x 75mm and 100 x 100mm are easy to interface with your monitor.



Graphics tablet

KS-410 Universal Tablet Holder w/ Dia. 26mm Ball **W** 210g
7.4oz
Made from reinforced ABS material comes with sturdy aluminum hooks which makes it lightweight and durable and is ideal for holding 7" to 11" tablets securely. Feature 5 length-adjustable aluminum hooks with protective rubber and 9 hook slots available on the holder which make it easy to fit variety of tablets. Dimension: 191-272(L) x 110-190(W) x 10(H)mm.




KS-437 **W** 250g
8.8oz
1/4"-20 Screw to 17mm Ball Adapter

Constructed from CNC aluminum ball (Dia. 17mm) with 1/4"-20 male thread, this adapter is designed for MagSafe Wireless Charger Holder to be connected with any equipment comes with a 1/4"-20 female thread. Ideal to be in conjunction with Super knuckle system with KS-403 which is ball head with 1/4"-20 female thread. Features two milling flats that allows you to tighten/ loosen the adapter effortlessly with tool. This 17mm ball adapter is also compatible with those motorcycle mounting system for the recognized brands in the market.




Length-adjustable aluminum hooks

KS-411 Universal Tablet Holder for iPad Pro® w/ Dia. 26mm Ball **W** 285g
10.1oz
With the same function as KS-410, the Universal Tablet Holder for iPad Pro® comes with bigger dimension, 215-376(L) x 162-281(W) x 10(H)mm, which can hold iPad Pro® 12.9" and also perfect for a Graphics tablet holder.

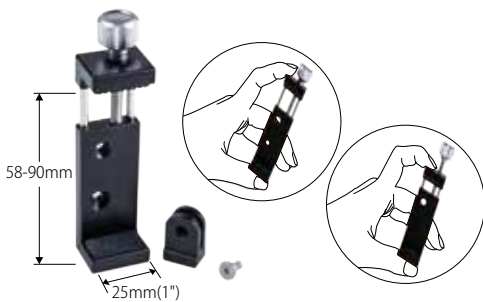


KS-421 Tablet Holder w/ Dia. 26mm Ball **W** 0.34kg
7.5lbs

The rugged nylon-made table holder has a strong stainless spring designed for quickly and surely mounting your tablet from 7.5"(190MM)~10.5"(267MM). Rubber also equipped on the hooks protect your tablet from scratching and slipping. Features a ball joint attached on the back that allows to connect with super knuckles accessories and customize your mounting solution.



Size: 115 x 210 (mm)
For tablet: 7.5" (190mm)~10.5" (267mm)



MH-004 Aluminum Universal Smartphone Holder **W** 65g
2.29oz

Kupo Aluminum Universal Smartphone Holder offers the best phone holders for attaching your phone to a tripod, hand grip, or GoPro style mount. Features one 1/4" female threads at the bottom and the other on the back of the clamp for mounting your phone onto various supporting gears for portrait mode (Vertical) or landscape mode (Horizontal). A GoPro mounting attachment is included for connecting your phone easily to any GoPro equipment. Also compatible with any phone size from 2.3" to 3.55" (58mm - 90mm). The spring locking mechanism with 3 aluminum bolts and ergonomic thumb screw offers the most secure mounting solution. Soft protective rubber equipped to protect your phone from slipping and scratching.





KS-415 Dia. 26mm Ball **W**^{85g}_{3.0oz} w/ 5/8\"(16mm) Baby Receiver

Features a solid ball head with a 5/8\"(16mm) baby receiver which allows it to be mounted on the light stand of any grip equipment. Comes with 5/8\"(16mm) pin.



KS-406 Dia. 26mm Ball **W**^{25g}_{0.88oz} w/ Hex Stud for Convi Clamp

Made by sturdy CNC aluminum, this ball head features a 5/8\"(16mm) hex baby stud which keeps it from rotating while connecting with Super Convi Clamp.



W^{50g}_{1.7oz}

KS-407 Dia. 26mm Ball w/ Cold Shoe Adapter

Feature a cold shoe adapter which allows you to effortlessly mount a ball head on a camera for attaching any lighting, video and microphone accessories.



KS-436 Dia. 26mm Ball w/ Nato Clamp **W**^{70g}_{2.5oz}

The Kupo Nato clamp ball joint with thumb lever is constructed by aluminum alloy allows to work with super knuckle accessories for versatile mounting solutions on standard Nato rail.



AMPS holes Pattern

KS-412 Square Plate w/ Dia. 26mm Ball **W**^{60g}_{2.1oz}

Made by durable and lightweight aluminum alloy, this square plate (55 x 50mm) is designed with the standard AMPS holes pattern will accept any device which uses the familiar pattern included, phone cradles, tablet cradles, GPS units, HAM radios holders and more. It comes with a ball head for connecting with the super knuckle accessories.



Features:

1. Size of round plate: 66mm in diameter and 8mm in thickness
2. Ball Head measured 26mm in diameter.


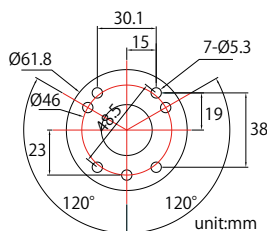
KS-466 Rubber Coated Magnet w/ Dia. 26mm Ball **W**^{125g}_{4.4oz}

Kupo strong magnet plate is constructed from neodymium magnet and a backup steel plate with coated black rubber. It also features a dia. 26mm Ball head equipped on the center of magnet allows you to connect the accessories of Super knuckle on the steel surface. The coated rubber can protect the magnet from damage, avoid scratch of painting surface and limit slipping the magnet on smooth surface.



KS-419 Dia. 26mm Ball for Convi Clamp & Cheese Plate **W**^{100g}_{3.5oz}

CNC machining aluminum ball head with holes in the round plate, designed to mount on the Super Convi clamp with the M5 screws (supplied) or standard cheese plates with two 3/8\" bolts & nuts or two 1/4-20\" bolt & nut (supplied) on 1\" center-to-center holes for easy connecting super knuckle system.



KS-423 Round Base w/ Dia. 26mm Ball & 1/4\"-20 Threaded Female **W**^{55g}_{1.94oz}

This aluminum made round plate with ball head has 7 holes allowing the base to be rotated to suit the rectangular or diagonal configuration of the AMPS hole pattern.



KS-438 Dia. 26MM Ball With Self Tapping Screw

CNC machining aluminum ball head with a stainless steel M6 screw allows you permanently or temporarily mount the ball head directly into a wooden surface for building a custom super knuckle mount. Features six flat surfaces that makes it easy to tighten or loosen with tool.



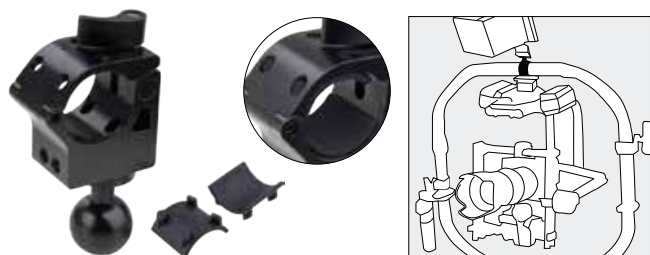
KS-422 3" Suction Cup w/ Dia. 26mm Ball

Feature a 3" (7.62cm) pumping suction cup with ball head for connecting the super knuckle accessories. It is ideal for temporarily mounting lightweight video cameras or a variety of lights and sound recording equipment on smooth and nonporous surfaces.




KS-440 Headrest clamp w/ Dia.26mm Ball

Ball joint (dia. 26mm) with car headrest mounting clamp set allows you to securely mounting your equipment through super knuckle accessories on the post of car headrest or any size from 10 to 16mm in diameter. Features two countersunk holes on the clamp that comes with ball head providing an ideal position to tighten screws.



KCP-253BH Coupler w/ Dia. 26mm Ball for Pipe Dia. 25 to 30mm

This lightweight couplers with removable rubber pad to fit Gimbal frame and handle bar. It comes with a ball head on one end, designed for mounting video accessories with Super knuckle. On the other end with 3/8"-16 Arri anti-rotation holes offer one more mounting option.



KS-418 Cup Holder w/ Dia. 26mm Ball

This universal mounting car cup holder is perfect for all your mounting needs which can fit tightly in the cup holder of car center console. It features a twist-to-fit design and utilizes an expanding weighted base to securely mount your device holder quickly and with more stability. The adjustable car cup holder comes with a ball head for connecting super knuckle accessories and is perfect for iPad, GPS, Smartphone, MP3 player, and other types of device mounts!



KS-413 Tube Mounting Adapter w/ Dia. 26mm Ball

Made by lightweight aluminum with black anodized finish, the tube mounting adapter is ideal for clamping on the handle of stabilizer, gimbals, motorcycle, bike or anything which comes with dia. 30mm tube. Three plastic spacers are included allowing the tube mounting adapter to fit dia. 20mm, 25mm, 7/8" (22.23mm), 1" (25.4mm) and 1-1/8" (28.58mm) tubes.



KCP-734B Super Claw w/ Dia. 26mm Ball

Aluminum alloy clamp equipped with a ball head for connecting the super knuckle accessories. The adjustable jaws offer a great mounting solution which fits tube sizes from 13mm to 35mm or a flat object from 5 to 20mm.

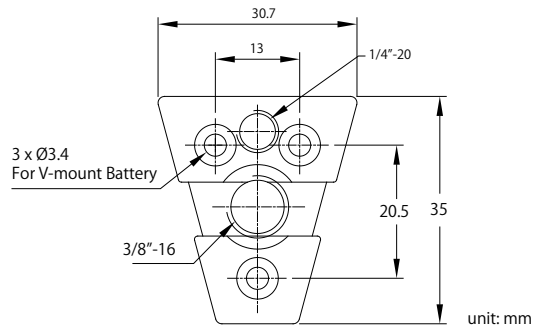


KCP-664B Mini Super Viser Clamp w/ Dia. 26mm Ball

Constructed from aluminum jaws with steel shaft which gives maximum gripping range upto 2" (51mm). It comes with a dia. 26mm ball head for connecting with the super knuckle accessories.

KCP-811BH Mini Half Coupler w/ Dia. 26mm Ball

Constructed from aluminum alloy, the mini half coupler for 1" tube comes with 26mm ball head and is ideal for mounting your LCD monitor on the rod of a video camera stabilizer with the accessories of super knuckles.



KS-270 V-lock Wedge 25g / 0.88oz

Kupo V-lock Wedge is precisely machined from black anodized aluminum with tight tolerances and minimized wiggles. It comes with three M3 hole and screws which are designed to firmly fix the wedge on any standard V-mount battery. It allows you to easily attach the battery on any mounting equipment which comes with Kupo V-lock base (KS-271). Also features a 3/8"-16 central tapped hole that can be mounted on any equipment comes with 3/8"-16 female threaded with the supplied 3/8"-16 screw. The 1/4"-20 tapped hole on the wedge and the 1/4"-20 set screw are also supplied to prevent it from twisting while the wedge is fastened with screw on the 3/8"-16 tapped hole.



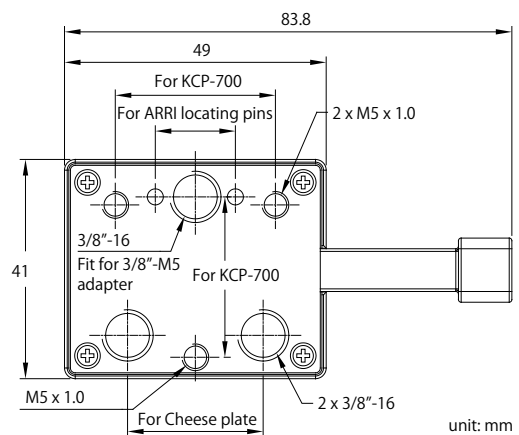
- (1) 6061 aluminum wedge x 1pc
- (2) M3 x 15 Phillips flat head screw x 3 pcs
- (3) 3/8"-16 slotted countersunk head x 1pc
- (4) 1/4"-20 set screw x 1pc



- (1) 6061 aluminum base x 1pc
- (2) M5 x 14 hex socket cap screw x 2 pcs
- (3) 3/8"-16 slotted countersunk head x 1pc
- (4) 3/8" to M5 adapter x 1pc

KS-271 V-lock Base 90g / 3.2oz

Kupo V-lock Base is precisely machined from black anodized aluminum with tight tolerances and minimized wiggles. It can be attached on the Convi clamp (KCP-700) with the supplied two M5 screws and one 3/8" to M5 adapter from the back of V-lock base. Also features a 3/8"-16 central tapped hole that can be mounted on any equipment comes with 3/8"-16 female threaded with the supplied 3/8"-16 screw or through the standard 3/8"-16 Arri style anti-rotation pin. The two 3/8"-16 tapped holes on the back is spaced 1" (center to center) allows it to be mount on any standard cheese plate.





- (1) 6061 aluminum wedge x 1pc
- (2) 6061 aluminum base x 1pc
- (3) M3 x 15 Phillips flat head screw x 3 pcs
- (4) 3/8"-16 slotted countersunk head x 2pcs
- (5) M5 x 14 hex socket cap screw x 2 pcs
- (6) 1/4"-20 set screw x 1pc
- (7) 3/8" to M5 adapter x 1pc



KS-273 V-lock Set **W** 123g
4.3oz

The quick release V-lock set includes the wedge and base which are precisely machined from black anodized aluminum with tight tolerances and minimized wiggles. The V-Lock Wedge can bolt into M3 to the standard V-mount battery or any device comes with 1/4"-20 or 3/8"-16 hole by the supplied screws. V-lock base can also be bolt into M5 to attach on Convi clamp by supplied screws and one 3/8" to M5 adapter. The two 3/8"-16 tapped holes on the back is spaced 1" (center to center) allows the base to be mount on any standard cheese plate. The extension handle comes with 1/4"-20 male threaded is able to be mount on the knob allows to extend 25mm long. All the screws listed below are supplied.



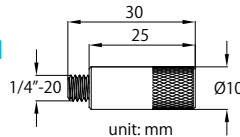
YOUTUBE
KUPO V-LOCK SYSTEM
(KS-272, KS-273 & KCP-739)



YOUTUBE
KUPO V-LOCK SET
(KS-273)



YOUTUBE
KUPO V-LOCK SYSTEM
(KS-272, KS-273 & KCP-739)



KS-272 V-lock Extension Handle **W** 8g
0.3oz

The V-lock extension handle is measured 2.5cm in length and 1cm in diameter to extend a V-Lock base handle longer for easy release. The handle is constructed from aluminum comes with knuckled finish in on end and 1/4"-20 male threaded on the other end to make it easy to mount on V-Lock base by thumb turning.



KS-274 V Mount Battery Belt Clip Mounting Plate **W** 150g
5.3oz

Kupo Battery Belt Clip mounting plate is constructed from machined aluminum alloy which allows you to easily attach the V-Mount battery on your belt. The spring steel is equipped on the mounting plate for hooking onto belts, pockets, or tape measurement holder and etc.



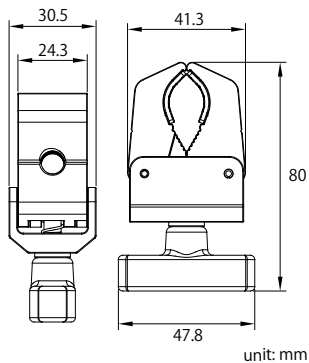
KS-275 Dual V-Lock Adapter **W** 80g
2.82oz

The Dual V-lock Adapter is made by CNC anodized aluminum cube comes with four 1/4"-20 female thread and equipped with two V-lock wedges allows you to mount this adapter on a stand top or grip head with 16mm baby pin. The dual V-lock wedges offer a great mounting solution that two gears come with V-lock base is required like two transmitters on one stand or grip head.

The Super Claw from Kupo is a scaled down, lighter weight 130g (4.6oz) version of the popular Convi Clamp. Ideal for tight spaces, its jaw feature spring action and will grip tubes from 0.51 - 1.37" in diameter and flat surfaces from 0.19 - 0.78" thick. The unique mechanical interlocking rubber pads adhered to the jaws really help to keep this clamps performance at a high level on round and rectangular shapes. The Super claw is tapped with both 1/4" - 20 and 3/8" - 16 threads to accept a wide range of adapters, grip accessories, cameras, lights or monitors weighing up to 6kg (13.2 lb).



**YOUTUBE
SUPER CLAW**



KCP-730B Super Claw **W** 130g 4.56oz **L** max 6kg 13.2lb

Material: Aluminum
Attachment: 1/4"-20 & 3/8"-16
Fit tube size: 13mm ~ 35mm
Fit flat surface size: 5mm ~ 20mm

Features:

1. Two jaws are aluminum, making it sturdy and durable.
2. Mechanical interlocking rubber pads are adhered to the jaws.
3. Ergonomic aluminum casting knob offers better grip.
4. 1/4" and 3/8" female sockets can be used simultaneously without space limitation.
5. Inside steel spring keeps the jaws moving smoothly while twisting the knob.



Vision Arm with KCP-730B.



Microphone with Mini Ball Head and Cold Shoe mount on the Gobo arm.



Speedlite and Pocket Wizard with one Super Claw on the stand.



Monitor with Vision Arm on the tripod.



LED video light with mini ball head and cold shoe mount on flat object.



H4N audio recorder and microphone on the stand.



Polyboard with poly holder on light stand.



Light and compact enough to carry around in your pocket or camera bag.




KCP-732B Super Claw Clamp w/ Baby Pin **W** 180g 6.4oz

This smart gadget is combined Super Claw clamp with the detachable anti-spin baby pin allows you for positioning baby pin on tube size from 13~35mm and flat object from 5~20mm. The detachable baby pin allows you to take it off from the clamp easily by a spanner for better transportation and storage.




Made by precisely machined stainless steel and aluminum, this Kupo Arri® Rosette (60 tooth with 31.8mm in diameter) mount is designed for being attached to cage, rosette handle and other any ARRI® standard rosette fitting.



KCP-730AR  170g
6oz
Super Claw clamp with Arri® Rosette (M6)

Aluminum alloy clamp equipped with a M6 internal female thread designed for mounting Arri® standard rosette-style accessories and it allows 360 degree rotation. The compact super claw clamp offers a great mounting solution which fit tube size from 13mm to 35mm or a flat object from 5 to 20 mm.



KCP-253AR  140g
4.9oz
Universal Gimbal Clamp with Arri® Rosette (M6)


The lightweight aluminum tube mounting coupler designed for DJI Ronin, Freely Movipro or any Gimbal support system comes with dia. 25-30mm tube. Features a M6 internal female thread designed for mounting Arri® standard rosette-style accessories and it allows 360 degree rotation.



KS-734
Arri® Rosette Bolt-on Mount (1/4"-20)  32g
1.2oz

The 1/4"-20 internal female thread specially designed for Sony® camera or any accessories which comes with 1/4"-20 rosette-based to your camera rig.



KS-738 Arri® 3/8" Locating Pin
to Arri® Rosette (M6) Adapter  60g
2.1oz

Made by precisely machined stainless steel and aluminum, this Kupo Arri® Rosette (60 tooth with 31.8mm in diameter) mount is designed for being attached to cage, rosette handle and other any ARRI® standard rosette fitting. The M6 internal female thread designed for mounting Arri® standard rosette-style accessories and it allows 360 degree rotation.



KS-736 Arri® Rosette Bolt-on Mount (M6)  32g
1.2oz

The M6 internal female thread designed for mounting Arri® standard rosette-style accessories.




KS-197
1/4"-20 Hex Socket Cap Screw

Stainless steel made hex socket cap 1/4"-20 screw with 6.3mm shaft in length. (Set of 6)



YOUTUBE
KUPO COUPLER
FOR 25MM TUBE DIAMETER
WITH 1/4"-20 & 3/8"-16 FEMALE THREADS
& COLD SHOE (KCP-252)

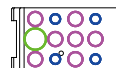
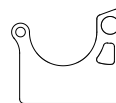
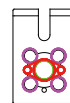


KCP-252

Tube Mounting Coupler
 for Tube Dia. 25~30mm w/ Cold Shoe

W 72g
 2.5oz

The aluminum tube mounting coupler comes with a 1/4"-20, 3/8"-16 female threaded and a cold shoe which allows you to rig your small LED panel, microphone, flash or any compatible shoe-mounted accessory.



○ :M4*0.7
 ○ :1/4"-20
 ○ :3/8"-16

○ :ARRI location pins



YOUTUBE
KUPO MOUNTING
COUPLER FOR 25-30MM
TUBE DIAMETERS
(KCP-253)

KCP-253

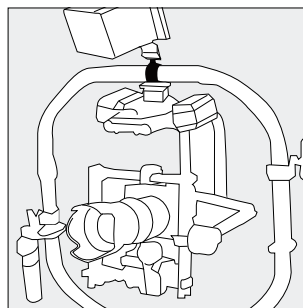
W 90g
 3.2oz

Tube Mounting Coupler for Tube Dia. 25~30mm

Made of aluminum extrusion, this coupler features a removable rubber pad inside which allows it to fit any tube size or Gimbal handlebar comes with dia. 25mm or 30mm. There are various threaded holes including 3/8"-16 (1 pcs), 3/8"-16 Anti-rotation (1pcs), 1/4"-20 (13 pcs) and M4 (4pcs) on the main base to accept a wide range of adapters, grip accessories, cameras, lights or monitor arm... etc.



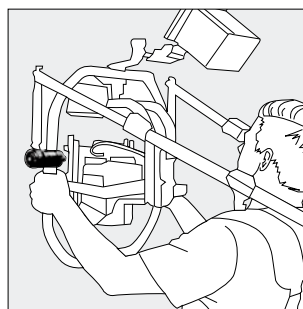
YOUTUBE
KUPO MOUNTING
COUPLER WITH
BALL FOR 25-30MM
DIAMETER
(KCP-253BH)



KCP-253BH Coupler w/ Dia. 26mm Ball for Pipe Dia. 25 to 30mm

W 140g
 5oz

This lightweight couplers with removable rubber pad to fit Gimbal frame and handle bar. It comes with a ball head on one end, designed for mounting video accessories with Super knuckle. On the other end with 3/8"-16 Arri anti-rotation holes offer one more mounting option.



45-degree angle



KCP-253SP Tube Mounting Coupler w/ Spindle for Ready Rig

W 215g
 7.58oz

Made of aluminum extrusion, this coupler equipped with superior bearings allows you to adjust the weight to tilt your MōVI Pro Carbon Fiber Ring/gimbal as a support system while using with a Ready Rig GS. Features a removable rubber pad inside which allows it to fit any tube size or Gimbal handlebar that comes with dia. 25mm to 30mm. There are also threaded holes including 3/8"-16 and 1/4"-20 (4 pcs) on the main base to accept a wide range of adapters, grip accessories, cold shoe mount, lights or monitor arm... etc. (Set of 2)

Note: READY RIG is a trademark and brand of The Ready Rig LLC.



KS-276 Tube Mounting Coupler w/ V Mount Battery Adapter **W** 180g / 6.34oz

Kupo V Mount Battery Adapter for Gimbal is constructed from machined aluminum alloy with 25~30mm coupler that allows you to easily attach the V-Mount battery to your Gimbal frame or any tube with 25~30mm in diameter.



KS-280 Press Snap Clip **W** 100g / 3.53oz

Made of aluminum alloy with black anodized, this gismo comes with single-side spring clip enable clamping stabilizer rig at the jib end, but also easy unclamping and make it possible a single smooth shot. The clip opening to Dia. 25mm and the bottom with 1/4"-20 threads x 2 and can be fixed to any rig with supplied bolts.



KS-281 Catch & Release Clip Set (Coupler for Dia. 25~30mm) **W** 190g / 6.7oz

Kupo Catch & Release Clip set is a combination by a press snap clip and a tube mounting coupler for Dia.25~30mm gimbal rig or handle bar. It is ready to go for rigging the gimbal or the bar or rope for smooth transition from hanging to handheld style without interrupting. (Set of 2)



KS-282 Frog Locking Carabiner Set (Coupler for Dia. 25~30mm) **W** 240g / 8.5oz

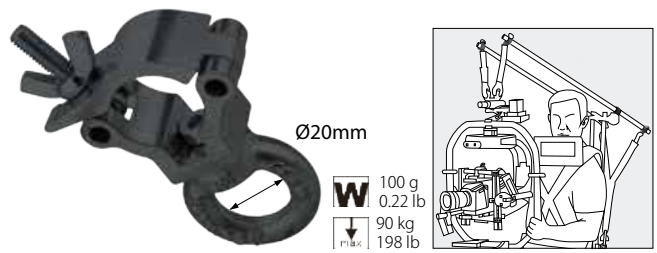
Kupo Frog Locking Carabiner set is a combination by a quick locking carabiner and a mounting coupler for Dia. 25~30mm gimbal rig or handle bar. This is designed for quick transition from hanging a handheld gimbal rig to jib/crane style shot. (Set of 2)



W 60 g
0.13 lb
↓
r_{max} 100 kg
220 lb

KCP-811B / KCP-811 Mini Coupler

Fits Tube 1" (25.4mm) Incorporates 1/4" - 20 male thread screw (3/4" long).



Ø20mm

W 100 g
0.22 lb
↓
r_{max} 90 kg
198 lb

KCP-812B / KCP-812 Mini Eye Ring Coupler

Fits Tube 1" (25.4mm), Incorporates a Eye Ring.



W 108 g
3.9 oz
↓
r_{max} 8 kg
17.6 lb

KCP-811BH Mini Half Coupler w/ Dia. 26mm Ball

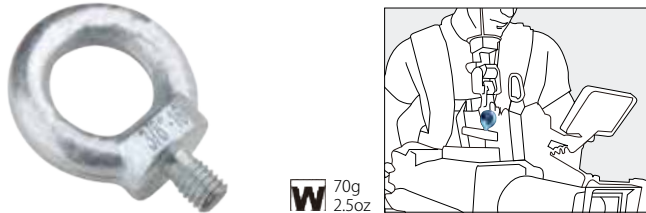
Constructed from aluminum alloy, the mini half coupler for 1" tube comes with 26mm ball head and is ideal for mounting your LCD monitor on the rod of a video camera stabilizer with the accessories of super knuckles.



W 120 g
0.26 lb
↓
r_{max} 100 kg
220 lb

KCP-815B / KCP-815 Mini Swivel Coupler

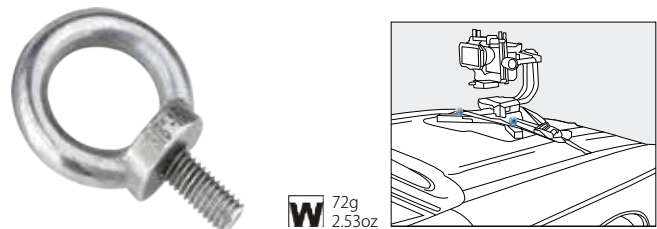
Fits Tube 1" (25.4mm), For quick and easy interconnection for truss, pipe or bars.



W 70g
2.5oz

KS-155 Eye Bolt 3/8"-16 x 14mm

Made from 304 stainless steel for corrosion resistance and durability, this 3/8"-16 eye bolt welded with 14mm (0.55") thread length is suitable for almost any camera handles and the ring diameter makes it easy to hook it on and off with Carabiners or Kongfrogs. Ideal for rigging from Camera cage to your stabilizer.



W 72g
2.53oz

KS-155L Eye Bolt 3/8"-16 x 20mm

Made from 304 stainless steel for corrosion resistance and durability, this shoulder eye bolt welded with a 3/8"-16 threaded male which is 20mm in length. Ideal for mounting on the cheese plate for extra supporting points.



W 120g
4.23oz

KS-156 Rotatable Ring Bolt 3/8"-16 x 14mm

Manufactured from quenched and tempered steel, the ring bolt features a rotatable eye bolt that allows 360° adjustable in the direction of the load. The 3/8"-16 eye bolt with 14mm (0.55") thread length is suitable for almost any camera handles and the 24.8mm (0.98") ring diameter makes it easy to hook it on and off with Carabiners or Kongfrogs.



KS-269 Ring Bolt with 1/4"-20 x 13mm **W** 70g
2.5oz

Black coated steel ring bolt with 1/4"-20 male thread (13mm in length) is ideal for attaching to camera handle that allows to hook it on and off with Carabiners or Kongfrogs.



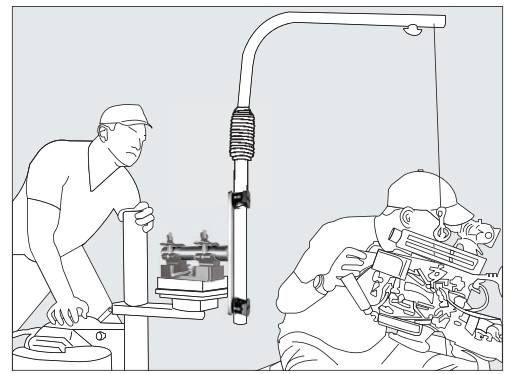

KS-268 Eye Nut 3/8"-16 **W** 65g
2.03oz

Black coated steel eye nut with 3/8"-16 female thread is ideal for attaching to the object with 3/8"-16 bolt (not supplied) for hooks or cables.



KS-267 Eye Nut 1/4"-20 **W** 65g
2.03oz

Black coated steel eye nut with 1/4"-20 female thread is ideal for attaching to the object with 1/4"-20 bolt (not supplied) for hooks or cables.



KS-332 Pipe to Easyrig T Bracket **W** 1.3kg / 2.86lb

This T bracket is made of Dia. 2" aluminum tube welded on 35cm long plate. It comes with 2 clamps that can be used with Easyrig Cinema 3 support arm. It is great to mount it on Dolly or the places with paddle mount clamp.



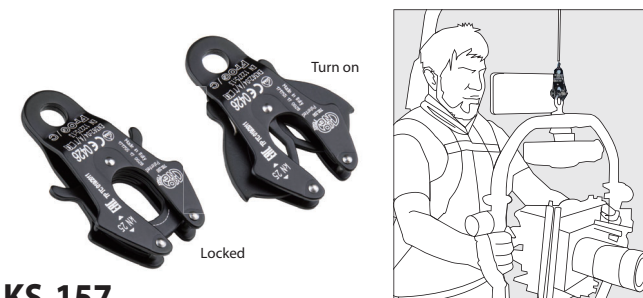
KS-336 2" Coupler w/ Mounting Bracket for Easyrig (Set of 2) **W** 1.79kg / 3.93lb

This 2" aluminum coupler with mounting bracket is tailored to suit Easyrig Vario 5. Simply take out the screws with Allen wrench to remove the cover of power pack and attach two couplers with mounting brackets on, and you're ready to mount your Easyrig Vario 5 on a dia. 2" pipe. (Set of 2)




KS-334 Pipe To Easyrig Coupler (Set of 2) **W** 1.2kg / 2.64lb

These couplers are great for mounting Easyrig Cinema 3 arm to 2" pipe where could be Dolly, Rickshaw dolly or where the camera man could sit down without wearing vest.



KS-157 Quick Release Frog Locking Carabiner **W** 50g / 1.7oz

With an innovative approach, that characterizes KONG, comes out Frog, a revolutionary directional connector, provided with an automatic clamping that takes place touching the anchor point. Frog makes obsolete the concept of a carabiner thought as a "hook". The insertion is extraordinary quick and safe, even in "far" anchor points, not easy to be reached with standard connectors. It automatically clamps coming into contact w/ anchor point. (Strength 25kN / CE ãEN12275 ãEN362 / A / T and UIAA Certified) Note: The Kongfrog bracket is not for climbing or securing a person.



KS-237 Easylink Frog Clip Bracket **W** 170g / 6oz

The Kupo Easyrig Frog Clip Bracket made by CNC machined aluminum block 62(W) x 54(H) mm with black anodized surface treatment. Kong Frog clip (not included) can be securely connected on the aluminum bracket with an included 3/8"-16 bolt. The upper slot is designed for original Easy rig spring clip to easy access without modification. A must have gadget that makes you quickly and easily attach/ detach the camera from Easyrig.



KS-250 Umbrella Holder for Easyrig **W** 240g / 8.5oz

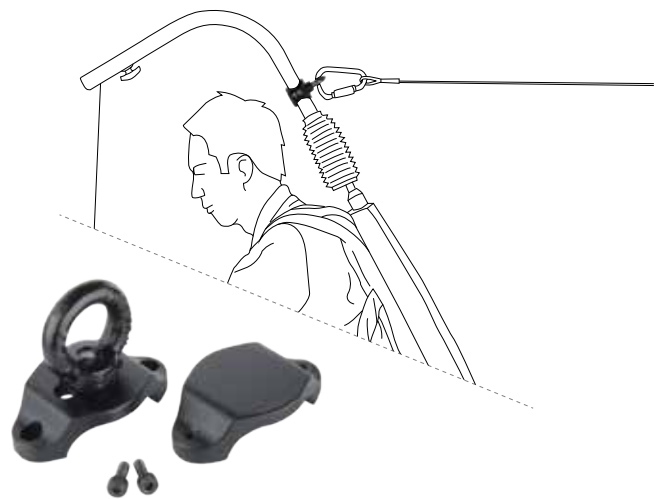
This aluminum made adapter designed for holding an umbrella on the upper support bar to prevent the camera operator from rain, sunshine and also offers shadow to view the monitor. Regular umbrella rod(10mm) is feasible for the holder after removing the handle (Umbrella isn't included).



KS-248 Docking Attachment for Easyrig **W** 250g / 8.8oz

The Kupo Docking Attachment Easyrig Stabilizers is constructed from two black aluminum parts which can be tightly mounted on the central support bar with two supplied screws. Features a baby stud (16mm) equipped on one end that makes it easy to attach on Super Convi Clamp or 4 Way Clamp to effortlessly dock Easying Stabilizers on the stands, truss or carts.

W 120 kg / 264 lbs
↓ max



KS-249 Safety Attachment for Easyrig **W** 120g / 264lbs

The Kupo Safety Attachment Easyrig Stabilizers is constructed from two black aluminum parts which can be tightly mounted on the central support bar with two supplied screws. Features an eye ring equipped on one end that allows hooked it up with spring hook or tied with safety rope as a support from the back while working in certain environments such as rooftop, poolside or cliff. Note: It is recommended as secondary safety instead of holding.

Constructed from black powder coated steel, the Steadicam stand is primary designed to rest the heavier payloads like Steadicam rigs and stabilizers system between takes. The 8" premium pneumatic tires are also included making it easy to roll in the studio or on location. Features a detachable central pole which can be removed from the base and used as a "Moses pole" allows the operator take a breath whilst the large docking stand is not able to be carried. A must have tool for every Steadicam operator, camera assistant, and dolly grip.



YOUTUBE
KUPO STEADICAM STAND WITH PNEUMATICS TIRES (163MBC)



Telescopic Central Pole:

- L** 94.6cm / 37.2"
- H** 165.7cm / 66.2"
- W** 3.9kg / 10lbs



Detachable



The 8" pneumatic tires x 3



Caster: KC-100M (Optional)

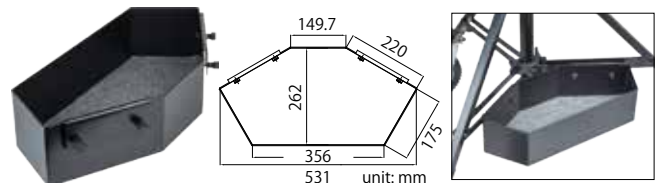
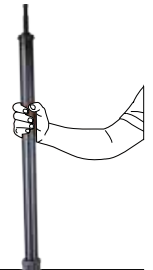
163MB Steadicam Stand w/o Caster Set
163MBC Steadicam Stand w/ 8" Pneumatic Tires

1 riser, 2 sections / Dia. 45mm, 40mm
 Leg: 25 x 25mm / One Leveling leg
 Powder coated stand / With 8" Pneumatic Tire

L	H	b	W	ms	ms	T	C
125.3cm 49.33"	203.4cm 80"	132.4cm 52.1"	20.2kg 44.4lbs	132cm 51.9"	36kg 79.2lbs	A	KC-100M (Optional)

More features:

1. Also suitable for heavier lighting fixtures that comes with a 5/8" (16mm) baby pin.
2. The central tube can support for slider systems while rigged on a dolly to prevent sag.
3. Simply slide tires onto the stand and tighten knob and makes the stand easy rolling.
4. The stand caster is easy to assemble and removable for any occasion.
5. Folded stand can set on its own as a great space saver.



KS-230 Steadicam Stand Tray **W** 2.1kg / 4.62lb

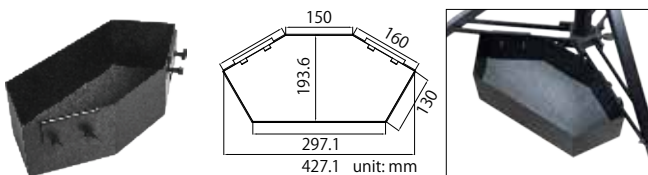
Made by 2mm thickness steel with black coated, the Steadicam Stand Tray comes with a lip in the rear allows to mount perfectly on leg struts of Kupo Steadicam stand (163MB). It provides extra storage space and fit for other stands: 145M, 155M, 228M, 228MB, 226M, 226MB, 542M, 543M, 546M, 653M, 600MR, 610M and 620M. Also fit for stands with casters included: 483T, 483SH, 470, 481, 482T.

The Kupo 158MB Compact Steadicam Stand is primarily designed to support heavier payloads such as Steadicam rigs and stabilizer systems between takes. It features a compact size that makes it much easier to transport or store compared to its little brother Steadicam stand (163MB). Due to the maximum footprint is only 97cm (38.1"), it can easily pass through the most doorway. The central pole of the stand can be removed from the base providing more flexibility to get into confined shooting space.

158MB Compact Steadicam Stand w/o Caster Set

1 riser, 2 sections / Dia. 45mm, 40mm
 Leg: 25 x 25mm / One Leveling leg
 Finish: Black powder coated

L	H	b	W	ms	ms	T	C
81.7cm 32.16"	141cm 55.5"	76cm 30"	7.1kg 16.95lb	97cm 38.1"	36kg 79.2lb	A	KC-100M & KC-215S (Optional)



KS-112 Compact Steadicam Stand Tray **W** 1.9kg / 4.18lb

Made by 2mm thickness steel with black powder coated, the Compact Steadicam Stand Tray is designed to attach to the leg struts of the Compact Steadicam Stand (158MB). Offering extra space for storage and it's compatible with a range of Kupo stands such as 135M, 145M, 155M, 194, 195, and 195S.



The standard stand comes without casters. There are 2 types of optional casters to choose:
 KC-100M: Dia.100mm nylon wheels w/brake and (25mmx25mm) speed adapter.
 KC-215S: Dia.8"Pneumatic wheels w/brake and (25mm x25mm) speed adapter.



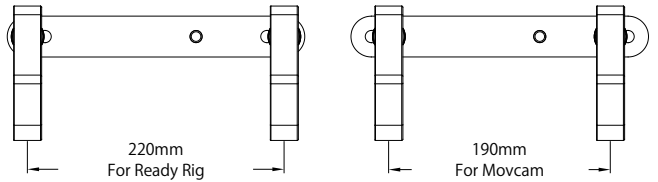
KC-100M (Optional)



KC-215S (Optional)

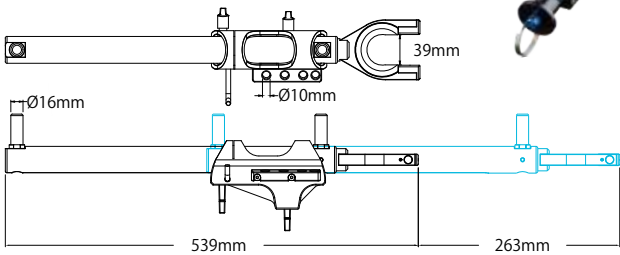
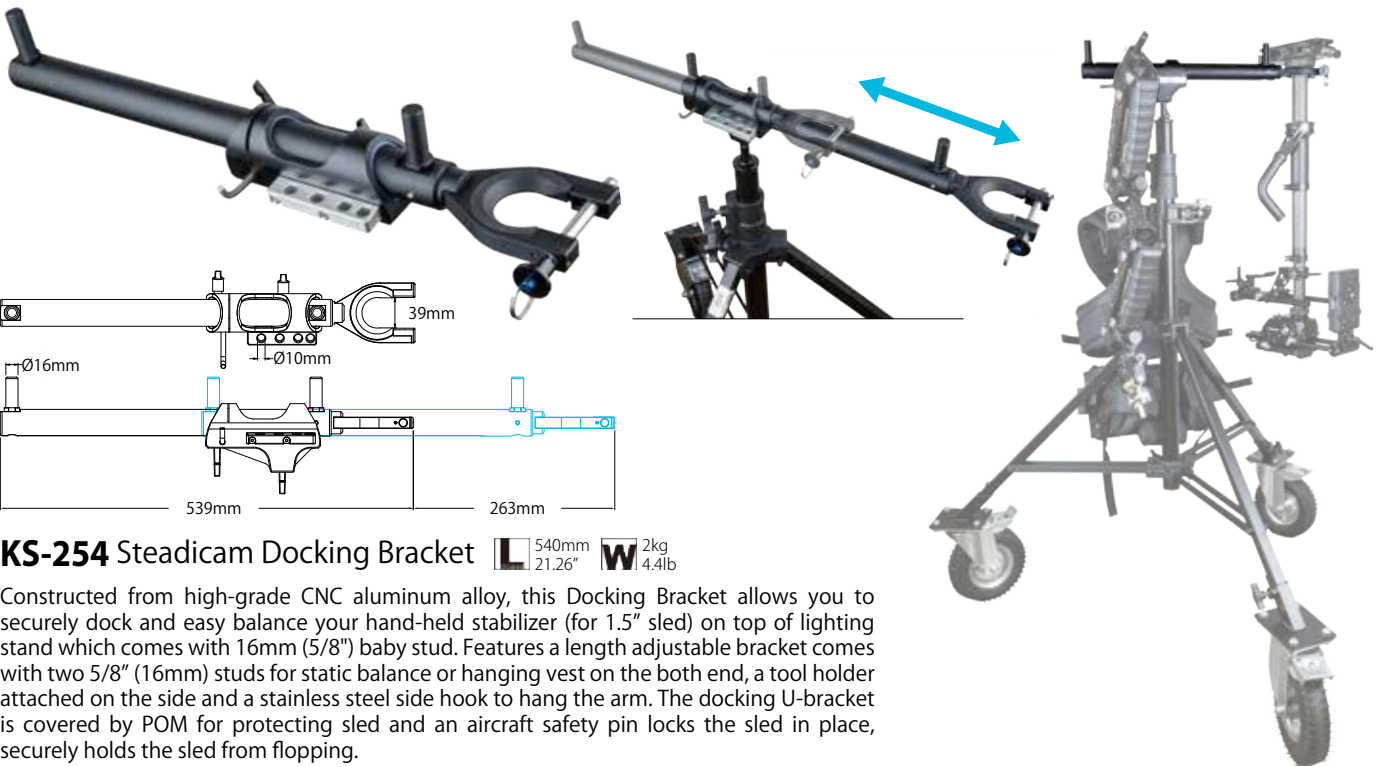


Detachable



KS-255 Vest Holder **W** 0.68kg / 1.5lb

Constructed from solid black painted steel and rubberized aluminum hook, the docking bracket is designed for operator to place the Ready Rig Vest effortless. The 16mm (5/8") baby stud is welded on the back of steel plate allows to perfect insert into the Super Convi Clamp (KCP-700) and to mount the bracket easily on the stands. Both hooks are able to be moved with the Allen key #6 to adjust the pitch for the MovCam Vest as well.




KS-254 Steadicam Docking Bracket **L** 540mm / 21.26" **W** 2kg / 4.4lb

Constructed from high-grade CNC aluminum alloy, this Docking Bracket allows you to securely dock and easy balance your hand-held stabilizer (for 1.5" sled) on top of lighting stand which comes with 16mm (5/8") baby stud. Features a length adjustable bracket comes with two 5/8" (16mm) studs for static balance or hanging vest on the both end, a tool holder attached on the side and a stainless steel side hook to hang the arm. The docking U-bracket is covered by POM for protecting sled and an aircraft safety pin locks the sled in place, securely holds the sled from flopping.




16mm (5/8") baby pin for balancing POM U bracket with safety pin Spring safety pin. Tool holder. Stainless steel arm hanger.




KS-711 **W** 60g / 0.13lb
 Dia. 1/2" (12.7mm) Balance Stud (Set of 2)
 Dia. 1/2" aluminum balance stud (set of 2) for steadicam docking bracket (optional accessories)




KS-713 **W** 105g / 0.23lb
 Dia. 3/4" (19mm) Balance Stud (Set of 2)
 Dia. 3/4" aluminum balance stud (set of 2) for steadicam docking bracket (optional accessories)



KS-714
 Front Docking Fork Dia. 45mm Opening
 Front docking fork dia. 45mm opening for steadicam docking bracket (optional accessories)



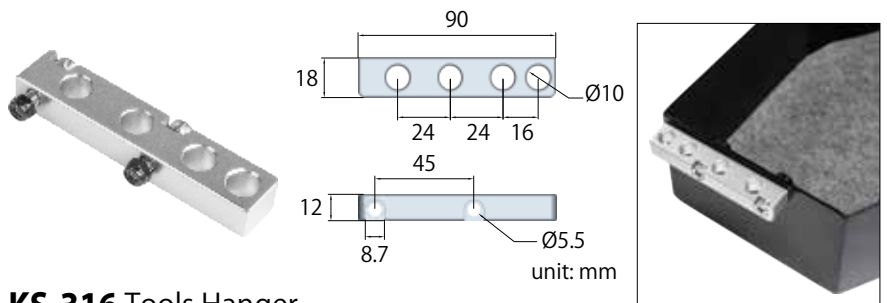
KS-719
 Front Docking Fork Dia. 50mm Opening
 Front docking fork dia. 50mm opening for steadicam docking bracket (optional accessories)



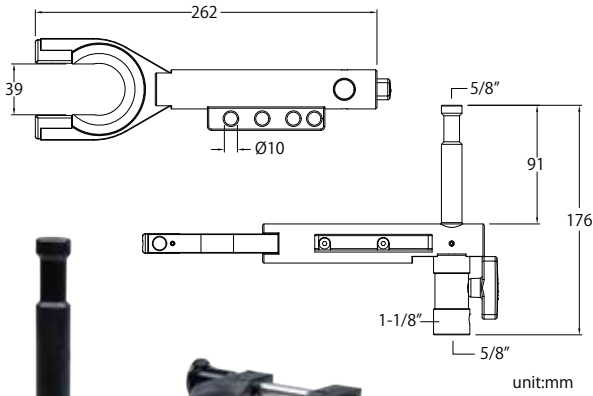
KS-247 Steadicam Tilt Dock Adapter **W** 30g / 1oz
 It is a great addition to fit Kupo KS-254 Steadicam docking bracket with no modification, no more standing around on location and holding the frame for lighting or multi-camera setup being a human tripod. Just move your stand, dock the rig and change the angle to the desired position.



KS-718
 Dia. 8mm Arm Hook **W** 15g / 0.03lb
 Dia. 1/2" aluminum balance stud (set of 2) for 4 steadicam docking bracket (optional accessories)



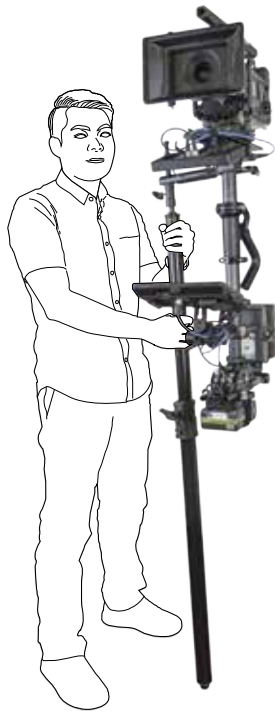
KS-316 Tools Hanger
 The tools hanger is constructed using 6061-T aluminum alloy that can withstand the rigors of Steadicam work. The hanger is securely attached by included 2pcs of M5 x L20 hex bolt and nut, ensuring stability and preventing any accidental detachment during use. The hanger is designed to have a compact and streamlined profile, it includes dia. 10mm x 4 slots where different tools can be hung or inserted such as wrenches, screwdrivers, hex keys and other small accessories. This allows operators to have their essential tools within reach, saving time and effort during setup and adjustments.



KS-252
Steadicam Sled Docking
Holder Baby Receiver

W 0.65kg
1.43lb

The machined aluminum steadicam sled docking holder features a 5/8" (16mm) baby receiver allows you to easily dock your hand held steadicam sled on any stand or cart comes with a 5/8" (16mm) baby stud. A tool holder attached on the side of the bracket offers a great storage solution for tools. The docking U-bracket covered by POM for protecting sled and an aircraft safety pin locks the sled in place, securely holds the sled from flopping. There is a threaded hole on the rear of bracket allows you to storage the T knob when take off the knob to fit the bracket into a 1-1/8" (28mm) junior receiver.



KS-265 Waterproof Arm Sleeve Cover for Steadicam

W 100g
0.22lb

Constructed from rugged 1,000 Denier Texture with inner PVC coated and superior insulated zippers, the KUPO waterproof arm sleeve can help to repel the waters and against sand / dust for your valued arm with the two section covers. The velcro to open and close the cover in the front for easy access to the arm post. A small zipper is also sewn on the side of sleeve that allows you to directly access for a quick tension adjustment. A must-have for rain, dust, sand and sea water environments.



166B
Telescopic Column
w/ Baby Pin

W 3.9kg
10lb

The telescopic column constructed from powder coated steel and features one riser and two sections that allows you to use as a "Moses pole" which is designed for the operator to take a breath whilst the large docking stand are not able to be carried. There is a rubber feet with 3/8"16 male threaded equipped on the bottom of the column gives the protection for your equipment from damage in the studio and on locations.
Closed length: 94.6cm (37.2")
Max Length: 165.7cm (66.2")

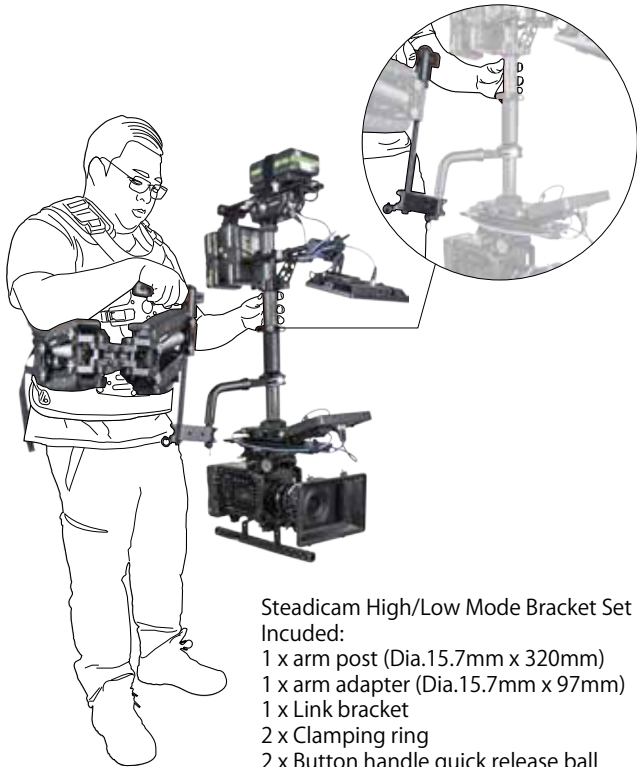


KS-261
Steadicam to Handheld Camera Adapter **W** 150g
5.29oz

Constructed from machined aluminum, this black anodized adapter is designed for configuring with link bracket and KS-157 Kongfrog carabiner (not supplied) that offers Steadicam operator a flexible tool for switching to a hand held camera.



The Steadicam High/Low Mode Bracket set is primary designed for professional camera operators to have an easier control of your gimbal both in high mode and low mode. Features multiple 3/8"-16 and 1/4"-20 female threads (Arri-style mount) on the grip handle provides a great mounting solution for accessories such as monitors, focus controller or articulated arms etc. The length of standard arm post is 320mm (420mm is optional) allows to adjust the configuration for better dynamic camera angle. The bottom of both posts also comes with a through hole for a quick release safety pin (supplied) to ensure the safety for the configuration.



Steadicam High/Low Mode Bracket Set
 Included:
 1 x arm post (Dia.15.7mm x 320mm)
 1 x arm adapter (Dia.15.7mm x 97mm)
 1 x Link bracket
 2 x Clamping ring
 2 x Button handle quick release ball safety pin
 1 x Grip handle with 12pcs 3/8"-16 and 10pcs 1/4"-20 female threads (Arri-style mount)



KS-262 Steadicam High/Low Mode Bracket Set

W 1kg
2.2lb

KS-264 Arm Post



W 0.2kg
0.44lb


Solid black anodized aluminum post measured 15.7mm in diameter and 420mm in length with through hole on bottom.



KS-238 Low Mode Bracket 3/4" Adapter (Set of 3)

W 114g
4.02oz


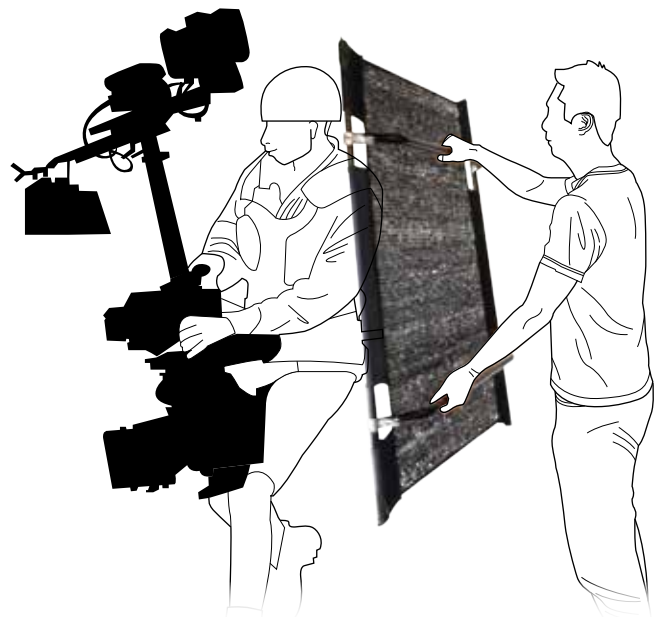
The 3 pcs adapter kits with locking ring is converting standard low mode bracket from 5/8" up to 3/4" with 28mm height post.



KWM-0304 Kupo Wind Net Mobile Kit (3' x 4')

KWM-0406 Kupo Wind Net Mobile Kit (4' x 6')

The Wind Net Mobile kit is designed to be carried by a grip and is easily portable. It is the ultimate tool for anyone who works with a wind-sensitive Steadicam, who suffers from ill effect of wind on Photo, Film or Video location shoots. The see-through material Wind net can be handheld to reduce about 75% of the wind without vacuum developing behind the screen. It can also be mounted to a lighting stand by clamping down the Dia. 25mm collapsible frame.



KWT-0304 Wind Net Textile Only (3'x 4')

KWT-0406 Wind Net Textile Only (4'x 6')



Rigged on dia. 48~50mm pipe



Mounted on Mitchell plate

KS-251K Steadicam Hard Mount Kit **W** 2.8kg / 16.16lb

Kupo Steadicam Hard Mount allows a Steadicam rig to be mounted on 48~50mm pipe or Mitchell plate. It includes the machined anodized rectangle aluminum mounting plate with stainless steel female socket block which comes with two 40mm long custom stainless steel 1-1/4"-20 T handle knobs. The other end on the mounting plate with 8 pre-drilled holes that offer 5 indexing angles, and our one piece double clamp allows our Hard mount to be affixed to the 48~50mm pipe. The clamp offers a rigid mounting on both the left and right side, giving the operator a quick way of changing the setup on the fly if needed. A Mitchell adapter and a simple tie down are supplied to mount the Steadicam gear on the Mitchell plate by attaching the Hard mount plate with 2 x 1/4"-20 screws included. A knob with 3/8"-16 bolt is equipped as a Mitchell key on the adapter offers a quick pan adjustment if needed.

More Features:



A knob is equipped as key offers a quick adjustment



Multifunction tie down are supplied



Allows to use Mitchell collar (Optional)



Horizontal mounted



Vertical mounted



5 different mounting angles



YOUTUBE
KUPO SPEED RAIL SHIM
(KS-257 & KS-244)



KS-257 Speed Rail Shim **W** 45g / 1.59oz

Made by durable black POM, Kupo Speed Rail Shim allows your 2" coupler to be perfectly mounted on 1-1/4" (42.2mm) schedule 40 pipe with the shim attached. (Set of 2)




YOUTUBE
KUPO SPEED RAIL SHIM
(KS-257 & KS-244)



KS-244 Speed Rail Shim (2"-35mm) **W** 45g / 1.59oz

Made by durable black POM, Kupo Speed Rail Shim allows your 2" coupler to be perfectly mounted on 35mm pipe with the shim attached. (Set of 2)



KS-620 Hard Mount Female Block for Steadicam ZEPHYR **W** 105g / 3.7oz

Kupo Hard Mount Female Block made of stainless steel allows you to exchange the Female Block of Kupo Steadicam Hard Mount Kit for Steadicam ZEPHYR.



KS-663 Euro Mount Adapter (Female) **W** 109g / 6.7oz

The industry-standard Euro female adapter is made by CNC aluminum alloy allows you to quickly and firmly attach your gear to the supporting tripods, dollies, rigs, etc. It features a 3/8"-16 screw in center and locating pin on each side providing great connection with Steadicam hard mount kit or trailer Hitch Adapter which comes with 3/8"-16 female thread and locating holes on each side. The ratcheted handle makes it easy to lock and off this adapter.



IMAGE MOBILE STATION


Kupo Image Mobile Station is a setup with accessories that professional camera operators, focus-pullers, DITs, photographers and creators in similar industry can utilize. Build up your Image Mobile Station in custom with working platform, monitor mounting bracket, utility tray, keyboard & mouse holder or camera docking bracket etc. Most add-on components come with the Quick Release Mounting system that providing the great stability & flexibility.



163MBC Steadicam Stand w/ 8" Pneumatic Tires

W 20.2kg
44.4lb

A heavy duty steel stand in black powder coated finish. With one riser and 2 sections (45/40mm) and one leveling leg. The standard 163MBC comes with 8" Pneumatic caster with brake, makes it easy rolling in the studio or on locations. Fully extend to 6.6' with 52" footprint providing stability in operation.



W 5.2kg
12lb



KS-770 Working Platform w/ QR Set for Image Mobile Station

The working platform is specialized for Kupo Image Mobile Station system. It is constructed from lightweight yet durable aluminum sheet in black powder coated finish. Measuring 14.2" (36cm) deep and 22.8" (58cm) wide, the interior of the platform provides ample space to work comfortably with the most popular hard cases such as Croxs CX5219 or Pelican 1510 Case. The non-slip carpet provides both safety and stability by preventing items from slipping, while minimizing sound interference on set. In addition, flipping over the platform reveals a flat surface that can be used as a writing desk. The platform also allows to be assembled with the camera cart extension accessories to meet your specific configurations.



KS-560 Multi Monitor Mounting Bracket w/ Quick Release Mounting Set

W 25kg
55lb

The KUPO Multi Monitor Mounting Bracket is specifically designed to hold and display two monitors simultaneously, allowing an efficient and organized workspace. Made by steel channel and aluminum bar with black powder coated finished, features 4 x 5/8" (16mm) baby pin welded on both sides for mounting monitor, wireless receivers, transmitters and other accessories. It offers excellent stability and durability, ensuring that your monitors are securely held in place. The max. capacity of dual monitor mount bracket is 80lb (36kg). The arm features an length adjustable from 15" (38.1cm) to 24" (61cm), that allows you to customize each monitor further or closer to find the most comfortable position enhancing your workflow, and improving productivity and efficiency. The bracket comes with QRM (Quick Release Mounting) set and 2" coupler for easy clamp on tube O.D. from 2" (50.8mm) to 1.57" (40mm). It typically requires no tools and set up in a short time. For tubing size smaller than 1.57" (40mm) may chose optional accessory Kupo KS-244 speed rail shim to convert a 2" coupler may clamp on tube O.D. 1.37" (35mm).



KS-230 Utility Stand Tray **W** 2.1kg / 4.62lb

Constructed from 2mm thickness solid steel with black powder coated finish, the Utility Stand Tray is designed to seamlessly attach to the leg struts of the Steadicam Stand (163MBC). This cleverly designed tray adds valuable extra space, making it the perfect storage solution for your tools and accessories.



FT-3636WB Floppy Tent 36" X 36" (4-sided)

The 4-sided 36 x 36" (90 x 90cm) floppy tent is made of lightweight materials that has a white soft bounce on one side and black that creates negative fill on the other. It is designed to create a tent whether you need a viewing area for DITs (Digital Imaging Technicians), the operator, DP, or Director. The floppy tent is a simple, portable solution for your video village needs. All sides can be adjusted or closed by a zipper to reduce the light or leave a gap for air through to stay cool. Collapse to the size of regular floppy, making it easy to transport. Attach the equipped 3/8" pin into C-stands & grip Heads to set up a tent quickly. There are channels at the bottom of each panel that you can slide a standard Dia. 16mm gobo arm to add the weight when it is windy. Each panel with Velcro for configure with either 3 or 4 side walls. Carrying bag is included for storage and transport with ease.



KT-3636BAG Carry Bag for 36" x 36" Floppy Tent **W** 2kg / 4.4lb

The Kupo Floppy Tent Carrying Bag is constructed from durable polyester fabric and features a sturdy zippered closure and a full-circumference carrying handle for added strength. It offers an excellent solution for storing and transporting your 36" x 36" floppy tent (FT-3636WB) or floppy (KT-3636TF).
Exterior Size: 118cm(L) x 92cm(W) x 7cm(H)



168B Heavy Duty Telescopic Mast w/ junior receiver **W** 4kg / 8.82lb

This black telescopic steel mast with 2 sections in dia.45 and 40mm and extend from 3' (94cm) to 5.5' (168cm). In conjunction with KCP-801-DBT pipe to pipe coupler providing a good solution for docking camera, gimbal or follow focus geared head. Top end is welded a 28mm junior receiver to mount other accessories such as lighting, floppy tent, wireless receiver or docking bracket. This mast can be used along with standard 2" coupler or any clamp that accept to 40mm tubing that build in on the camera cart.





KCP-801-DBT Pipe to Pipe Coupler w/ T-Handle – Black **W** 1.25kg / 2.75lb **↓ max** 200kg / 440lb

Pipe-to-pipe coupler with T-handle offers a quick & stable connection between two parallel tubes, Feasible for tube diameter 48- 51mm, and available black finish. (Set of 2)



KS-778 2" Coupler
w/ Quick Release Mounting Plate Holder **W** 0.95kg
2.1lb

The 2" aluminum coupler with big handle features a quick release mounting plate holder allows for easy and fast attachment and release from the compatible adapter. This makes it an ideal solution for anyone who needs to frequently attach and remove their equipment from different mounting devices. The QRM holder is also compatible with Arri Skypanel PSU mounting system.
Note: KS-244 Speed Rail Shim is necessary to add on when clamping this coupler on C-stand central column (35mm) as picture.



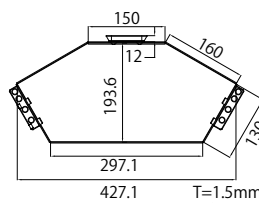
KS-776 Super Convi Clamp
w/ Quick Release Mounting Plate Holder **W** 0.94kg
2lb

This Super Convi Clamp with ratchet handle to fit pipe from 1/2"~2" (12~51mm) and with saddle to mount it on flat surface. Features a quick release mounting adapter, makes it an ideal solution for anyone who needs to frequently attach and remove their equipment from different mounting devices. The QRM holder is also compatible with Arri Skypanel PSU mounting system.




KS-774 Quick Release Mounting Set **W** 0.56kg
1.23lb

The Quick Release Mounting Set with dovetail design and made by precise machined aluminum in black anodized finish, compatible with Arri Skypanel S-30 & 60 PSU adapter plate. It features a female holder designed to connect with either the KCP-700 Super Convi Clamp or the KCP-831THA-T 2" coupler. The male mounting plate comes with pre-drilled holes, making it easy to attach standard cheese plate, DJI Ronin 2 dual TB50 battery, be a replacement for Arri Skypanel PSU adapter plate or any mounting solution need a tool-less system allows for firm attachment and quick release.



KS-106 Utility A.C. Tray w/ Male Mounting Plate **W** 2.1kg
4.62lb

1.5mm thickness solid steel made utility A.C. tray with black powder coated finish and build in a male mounting plate on the back. Thanks to the hexagon design it may fit well on lower section of steadicam stand or clamp on Kupo c-stand in conjunction with KS-244 speed rail shim (50~35mm). A pair of tool holder on each side for placing 8 pcs of hex keys or screw drivers.





KS-764 Image Mobile Station Extension Acc. Keyboard Holder (474*204mm) **W** 1.6kg / 3.53lbs

This keyboard holder is fixed with rail clamp allows you work comfortable with keyboard on camera cart. The metal sheet 474 x 204mm is covered non-slip carpet and the rail clamp is easy to fit into the edge of shelf on cart, using tightening knobs which accept max. 6mm thick side.




KS-762 Image Mobile Station Extension Acc. Mouse Holder **W** 330g / 11.64oz

This mouse holder with pad is fixed with rail clamp that accept max.6mm thick wall. Just slide into the edge of shelf on KS-744 working platform as an extension accessory or fit into major brand of camera carts to mount additional gear on.



KS-761 **W** 100g / 3.52oz
Image Mobile Station Extension Acc. J Hook

A J hook with rail clamp that accept max.6mm thick wall. Just slide into the edge of shelf on KS-744 working platform as an extension accessory or fit into major brand of camera cart to mount additional gear on.



KS-766 Image Mobile Station Extension Acc. Front Box Holder **W** 100g / 3.53oz

The front box holder with rail clamp that accept max.6mm thick wall. Just slide into the edge of shelf on KS-744 working platform as an extension accessory to place a standard front box like Kupo KAB-013. This holder also fits into major brand of camera cart.



KS-760 Image Mobile Station Extension Acc. Stabilizer Arm Holder **W** 190g / 6.7oz

This stabilizer arm holder is a 8mm stainless steel stud with rail clamp that accept max.6mm thick wall. Just slide into the edge of shelf on KS-744 working platform as an extension accessory or fit into major brand of camera cart to dock the Steadicam arm.



KS-831 Camera Docking Bracket **W** 1.8kg / 3.97lb

This camera docking bracket is made of machined aluminum which is lightweight but durable. A 2" coupler with T handle connects with U bracket design to adapt different camera plates and allows easy adjustment of height and direction on the telescopic mast in dia. 40~45mm tube.



KS-768 Steadicam Bumper Pad **W** 515g / 18.17oz

The bumper pad is made of steel backing plate and foam wrapped in Condura fabric. The plate is welded with hex pin to work with KCP-700 super convi clamp. It allows Steadicam operator to adjust to a comfortable height and provide a good support for sled.



KS-706 ARRI® WCU-4 Monitor Mount and Docking Bracket **W** 390g 13.76oz

The Kupo ARRI® WCU-4 Monitor-Bracket with handgrip allows you to place your monitor as close to the index mark of the focus knob as possible. Features the ergonomics design handgrip that transfers efficiently the weight from the wrist to the biceps. Additional 5/8" (16mm) baby receiver is designed on the bottom of the handgrip which allows it to serve as a docking bracket for a c-stand. The monitor bracket also allows you to attach on-board monitor with any equipment comes with 1/4"-20 male thread. Ideal for using quick-release mounting set (KS-CB14) that makes it fast and easy disconnect monitor from the bracket when needed.



KS-707 Tilta® Nucleus-M Monitor Mount And Docking Bracket **W** 400g 14.1oz

The Kupo Tilta® Nucleus-M with handgrip allows you to place your monitor as close to the index mark of the focus knob as possible. Features the ergonomics design handgrip that transfers efficiently the weight from the wrist to the biceps. Additional 5/8" (16mm) baby receiver designed on the bottom of the handgrip which allows it to serve as a docking bracket for a c-stand. The monitor bracket also allows you to attach on-board monitor with any equipment comes with 1/4"-20 male thread. Ideal for using quick-release mounting set (KS-CB14) that makes it fast and easy disconnect monitor from the bracket when needed.



KS-708 Plain White Focus Ring For WCU-4® **W** 17g 0.6oz


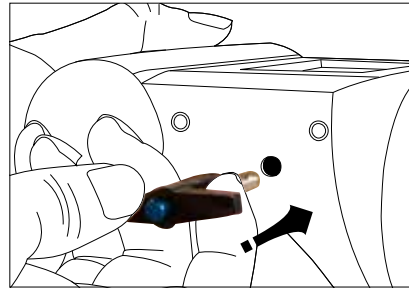
The Plain White Focus Ring is made by nylon which is designed for operator to mark the ring where they feel the need to on ARRI® WCU-4 control unit knobs.



W 25g
0.88oz

KS-700 Quick Release Safety pin for ARRI® WCU-4


The handy quick-release safety pin is compatible with ARRI® WCU-4 control hand unit. Constructed from casting aluminum, T-handle and stainless steel shank provides an excellent loading capability for your WCU4®. The split ring is equipped on the T-handle for easy attachment of optional lanyard to position the control unit around your neck or to drape it from a stand with ease and convenience.



W 70g
2.47oz

KS-704 Monitor Bracket for ARRI® WCU-4

Made by CNC aluminum alloy, this monitor bracket is compatible with the ARRI® WCU-4 Wireless Compact Unit. Designed for being easily mounted on top or bottom of the WCU-4® hand unit with two bolts (included) and attaches to on-board monitors with any accessory, comes with a 1/4"-20 male threaded. The 18 degree tilt help you view the monitor with easy and convenience. Ideal for using quick-release mounting set (KS-CB14) that makes it fast and easy disconnect monitor from the bracket when needed. And a 16mm (5/8") baby stud with 1/4"-20 male thread (KS-077) on bottom to connect gobo head and this bracket.



W 190g
6.7oz

KS-712 Rain Cover for Follow Focus Unit

Made of cordex textured nylon fabric and transparent plastic, Kupo rain cover designed to protect your follow focus unit from rain, snow and dust. There're sleeves on the bottom and see through plastic window in the middle of cover allows operator to control and view effortless in the rigorous weather condition. Velcro straps in the back also make put on or take off the rain cover easily.



YOUTUBE
KUPO FRONT BOX
AND ACCESSORIES
(KAB-013)



YOUTUBE
KUPO CAMERA ASSISTANT
FRONT BOX & ACCESSORIES
(KAB-013, KS-722, KS-724
& KCP-700-FBP)



KAB-013

Camera Assistant Front Box

W 1.4kg
3.08lbs

Exterior Dimensions (L) x (W) x (H) : 13.8" (352mm) x 8" (202mm) x 5-1/8" (131mm)
Interior Dimensions (L) x (W) x (H) : 12.9" (326mm) x 7" (178mm) x 2-5/8" (66.5mm)

Camera assistant front box is designed to be attached onto tripods and holds items like markers, cleaning supplies, tools and a standard slate board. Kupo front box is made of high quality European beech comes with natural finish. Features four removable and interchangeable dividers to meet your particular needs. One pen holder fixed on the box included variously sized holes for your pens and cine tools. Slots on the underside of the front box hold standard sized slates board.



KAB-010

Compact Camera Assistant Front Box

W 1.6kg
3.52lbs

Exterior Dimensions: (L) x (W) x (H) : 13.8" (352mm) x 8" (205mm) x 4.9" (125mm)
Interior Dimension: (L) x (W) x (H) : 9.3" (235mm) x 7" (180mm) x 4.5" (115mm)

Kupo Compact Camera Assistant Front box is constructed of solid black walnut allows you to attach it onto tripods or stands for staying your tools and accessories organized. It features three removable dividers to meet your specific storage requirement inside the box. Pen holder bar with perfectly sized holes also equipped on either side of the box for your pens and cine tools. A must-have essential cine gear for a camera assistant.



KCP-740 (not included)



CX2109FB Hard case w/ front box bracket

W 0.75kg
1.65lbs

Exterior size: 240 x 198 x 108mm
Interior size: 216 x 152 x 9.5mm

CX2109 Hard case w/ front box bracket allows you to keep your hold items like markers, cleaning supplies, tools well organized inside the plastic case and attach it on the stand or tripod with Super Convi clamp w/ front box mounting plate (KCP-740).




CX2109VL can attach to lighting stand through Super Convi Clamp with V-lock base (KCP-739, not included)

CX2109VL Hard Case w/ V-Lock Wedge

W 0.75kg
1.65lbs

CX2109 hard case equipped with precisely-machined aluminum V-lock wedge, for making the case to attach Super Convi Clamp with V-lock base (KCP-739) easily. Ideal for camera assistant who need a storage space on hand for their shooting gadget and make them always available.

Built by aluminum plate with black anodized finish, the Kupo Front Box mounting plate is a great conjunction of front box and Convi clamp (KCP-740). Simply use two M5 screws (supplied) to easily attach the mounting plate on the Convi clamp (KCP-740) and slide the hanging pins into the groove of bracket to mount the front box on. Features a spring locking pin equipped on the plate to prevent the box from dropping off accidentally. Excellent gadget that allows you to mount your front box on the stands, tripods, tables, dolly or any object comes with outside dia. from 5mm to 51mm.



KCP-700-FBP Front Box Mounting Plate for Convi Clamp **W** 150g 0.33lb

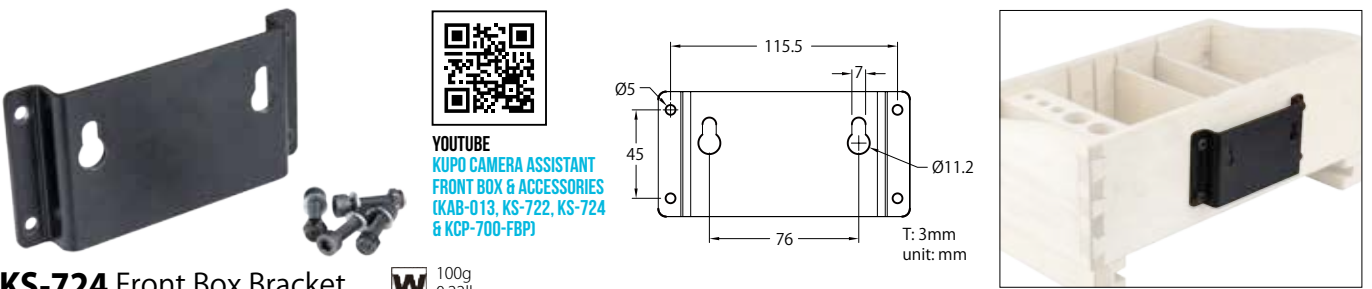
KCP-740 Super Convi Clamp w/ Front Box Mounting Plate **W** 0.5kg 1.12lb

Super Convi Clamp comes with an aluminum made front box mounting plate that allows you to mount your front box on the stands, tripods, tables, dolly or any object comes with outside dia. from 5mm to 51mm.



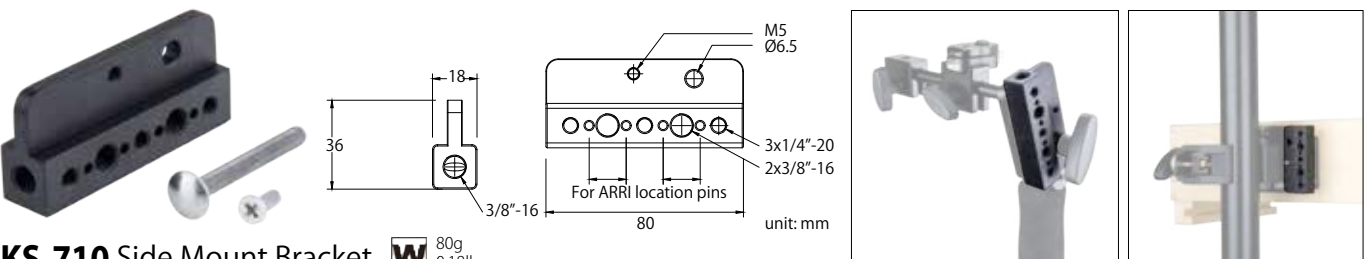
KS-722 Assistant's Front Box Mount for Fluid Head **W** 360g 0.79lb

Aluminum plate with black anodized finish, the Kupo Assistant's Front Box Mount is built for easily mounting a front box to a fluid head. Two twist-locking sleeves equipped for firmly attaching to the front box pins which equipped on the gear heads or fluid heads on the major manufacturer. Features a unique spring locking pin that would ensure your box will not fall for reasons.



KS-724 Front Box Bracket **W** 100g 0.22lb

Kupo front box bracket is constructed from durable aluminum bracket with black anodized finish. The bracket comes with four sets of M5 bolts & nuts that can be affixed to your custom front box when needed. Fits perfectly with Kupo KCP-700FBP or KS-722 mounting plate.

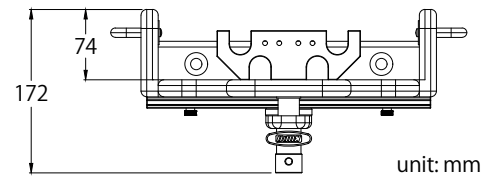
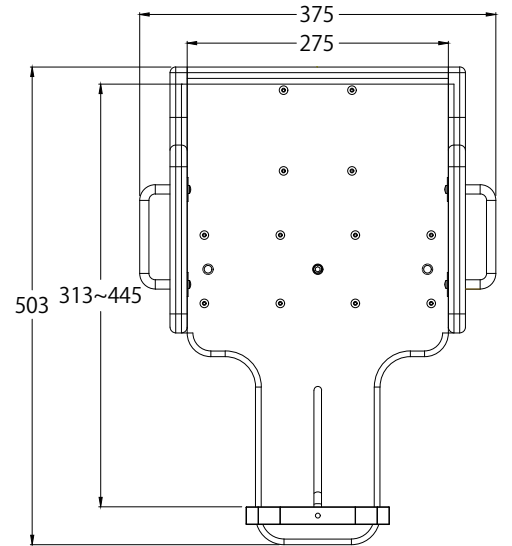


KS-710 Side Mount Bracket **W** 80g 0.18lb


Made by CNC aluminum with black anodized, this bracket primary designed for attaching on the Front Box Bracket (KCP-700FBP) or Monitor Mount Docking Bracket (KS-706 & 707) with supplied screws. It allows you to mount on any camera or video equipment like wireless transmitter with 1/4"-20 or 3/8"-16 female threaded holes.



YOUTUBE
KUPO CAMERA CRADLE
(KAB-020)



unit: mm

KAB-020 Camera Cradle  3.8kg
8.36lb


Made of European beech, the Kupo camera cradle allows you to convert your stand or tripod into a camera docking cradle during set lighting, talent blocking, and rehearsals. It features a 3/8"-16 underneath the cradle that can mount with tripod directly. Alternatively, the cradle can be mounted on the light stand with the ball head adapter (KS-097LB included) which is 16mm inside and 28mm outside in diameter. The removable white nylon rod holder is mounted for rod size measured 15mm or 19mm in diameter. Mounting slots under the cradle are equipped makes it a snap to additional accessories with u-shaped sliding plate (check Tethermate accessories page) . The Velcro strap through U handle helps fasten objects on the cradle securely.



Four 3/8"-16 female threaded are equipped for any equipment comes with 3/8"-16 male threaded (e.g. the Eye Ring with 3/8"-16 male threaded).



U-handle allows to mount V-mount battery with U-shaped Battery Holder (KS-314B, optional). The Vercro Strap through U-handle helps fasten objects.



Removable rod holder for easy position adjustment.



Detachable ball head adapter allows the cradle to mounted on light stand or tripod.



Mounting slots provide additional accessories with U-shaped sliding plate.



Non-slip carpet stick firmly on the cradle and keeps items from slipping.

Designed primarily for camera assistants in the film industry and suitable to anyone who needs rapid access to various tools. The Kupo Utility AC bag is made by 1,000 Denier cordex textured nylon fabric with a water resistant polyurethane coating inside. Inside the main compartment is a separate pouch, as well as a Velcro see-through mesh pocket on the underside of the main flap which is ideal for storing media cards and other small items. The bag fits utility belts up to 2 inches in width allowing you to take the bag on and off super easily. Exterior of the bag has 6 slip pockets (two of them are with a Velcro flap) which can hold dry-erase markers, sharpies, pens, chalk, pencils, hex keys, screw drivers, Leatherman and Maglite for easy access. An ideal AC bag that keeps all your essential tools and accessories organized.



YOUTUBE
KUPO UTILITY
AC BAG (KSB-010)



KSB-010 Utility AC Bag  450g
1lbs

Exterior Size: 24.5cm (9.65") (L) x 10cm (3.94") (W) x 16cm (6.3") (H)
Interior Size: 20cm (7.87") (L) x 9cm (3.54") (W) x 14.5cm (5.71") (H)

More Features:



Velcro top flap ensures tools won't accidentally fall out when on a ladder.



A slip bag on the side of the bag with a Velcro flap for additional storage.



The top flap can be folded and attached to the cover for easy access without noise.



D-Rings on one side of the bag for attaching a gaffa tape holder strap or glove gripper.



The side metal hook is perfect for mounting a tape measure.



Can be easily carried on a 2.5" width belt.



Features:

1. Fabricated of 2" (48mm) durable nylon fabric
2. Compatible with KUPO Utility AC Bag
3. Fits waist size 30"-45"
4. Quick release buckle with safety lock

KSB-002 Tool Belt

This 2" (48mm) belt is designed to carry add-on accessories for camera man or film screws. Made of durable nylon fabric to hold tool pouches or storage bags. Velcro-adjustable to fit the waist size from 30" up to 45". Heavy-duty quick release buckle with safety lock prevents accidental release.



KCB-1514 Clapperboard 15cm(L) x 14cm(W)
KCB-3024 Clapperboard 30cm(L) x 24cm(W)

Kupo clapperboard is made of superior white acrylic which can be written or cleaned easily with dry erase markers. The computer-graved printing letters on the acrylic surface keep it from fading. Features wooden handle clapperboard comes with built-in magnets provide a stable closure and can make crisp voice when being clapped. Perfect for shooting Film, TV plays, Studio live, MV, advertising and other filming work.



Exterior size: 30(L) x 27(W) x 4(H)cm
 Interior size: 27(L) x 29(W) x 3(H)cm

KSB-025 Multi Bag for Clapperboard

Kupo Multi Bag for Clapperboard built by durable nylon that provides you with a great protection and ideal storage solution to your clapperboard (or iPad Pro). Features a quick release nylon buckle with length adjustable strap keeps your valuable clapperboard secured inside the bag. Exterior of the bag has a pouch with 50mm wide Velcro allows you to easy store and access to your essential tools. The belt loop also equipped for waist belt up to 2" in width allowing hands-free carrying the bag.

The Kupo standard radio chest pack is built entirely out of durable polyester/nylon with 2 pouches on the front can carry a wide assortment of items primary designed for camera assistant in the film industry or anyone who needs rapid access to tools. It features adjustable shoulder straps with quick-release nylon buckles allows you to tailor it snugly to your chest. The velcro closure pouch helps keep your belongings including changes, coins, keys and small items secure no matter wherever you go. The walkie-talkie pouches with a loop strap can hold most hand-held radios and small telecommunications device on the market. The major pouch with the velcro closure pouch on the cover allows you to secure store lots of things you need like screwdriver, allen keys, lens cleaning, flashlight, pens and tapes, gloves and more. The chest pack is designed with a tablet holder that can be opened, and it features adjustable elastic cords on both sides to customize a comfortable viewing angle. A great choice of radio and tools pack allows hands-free carrying over the shoulder.



KSB-011BN Standard Radio Chest Pack (Brown Label) **W** 0.38kg 0.84lb
KSB-011BK Standard Radio Chest Pack (Black Label) **W** 0.38kg 0.84lb

Dimension Size: 27(L) x 20(W)cm





KSB-007
Monitor Bag **W** 580g
1.18lb

Monitor bag, made from 1,000 Denier Textured Nylon with removable padded interior, offers the greatest protection to your field monitor. Perfect for LCD screens up to 7", or smaller screens with the included divider. A mesh pouch (also equipped) allows all your cables, adapters, arms, and other accessories to be well-organized inside the bag.
Exterior Size: 23.5cm (9.2")(L) x 10.2cm (4")(W) x 17.5cm (6.9")(H)
Monitor Compartment:
21.5 cm(8.5")(L) x 4cm (1.58")(W) x 15cm (5.9")(H)

Kupo Nylon Monitor hood designed to keep the sun's glare off your monitor and provide better visibility while filming outside on a sunny day or in an interior space with bright artificial light. There two sizes available including one for 5" monitor screen and the other for 7".



KS-715 5" Monitor Hood
Dimension : 13CM(L) x 8.4CM(W) x 10CM(H)

KS-717 7" Monitor Hood
Dimension : 17CM(L) x 10CM(W) x 12.5CM(H)

This clever elastic stand leg protector set with embroidered KUPPO logo is designed to protect the floor or surface under the stand. Made of durable composite material including cotton, nylon and rubber which can withstand frequent machine washing without pilling or fraying. 6 different colors for an easy identification to your gear. Size: Length 12cm x Width: 4cm (Set of 3)



KS-0412BK Black



KS-0412R Red



KS-0412OG Orange



KS-0412G Green

W 30g (1.06oz)
3pcs



KS-0412BL Blue



KS-0412PK Pink



KAC-01
Aluminum Director Chair **W** 2.8kg
6.16lb

Seating Height:
18" (47.5cm)

Open Dimensions:
17.75" (45cm)(D) x
23.5" (60cm)(W) x
33.5" (85cm)(H)



An ideal and professional chair for studio, backstage or location. Made with folding lightweight aluminum and equipped with carry straps, this director chair is easy for storage and transportation. High denier and heavy-duty fabric with a padded back, seat and arm rests keeps your seating comfortable and safe. Foldable tray table and pocket pouches on two flanks provide the greatest flexibility for space. A combination of quality and unique features makes this director chair a perfect seating solution for your needs.

Made from 1,000 Denier Textured Nylon with a padded interior, Kupo Multi Sleeve Pouch is designed to offer a simple and trusted protection for a Macbook 15" and any other electronic device. Features the 40mm wide Velcro which keeps your valuable notebook secured in place and easily accessible. A combination of quality and unique features makes the sleeve pouch perfect for a carrying or a storage solution for your notebook.

More features:

1. Made of waterproof polyester, effectively protects your notebook from moisture.

2. The padded interior for bump and shock absorption and protection of your notebook from accidental scratches.



KSB-013 **W** 300g / 10.6oz
Multi Sleeve Pouch for iPad Pro or Clapper Board

Exterior size: 36.5 x 24.5cm (14.4" x 9.7")
Interior size: 32.5 x 24cm (12.8" x 9.5")



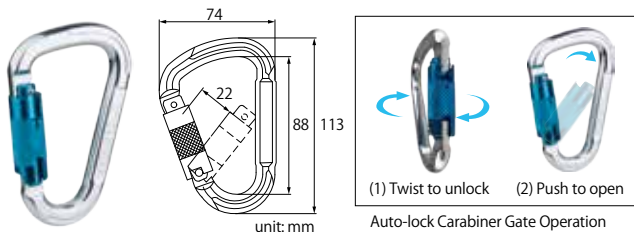
KSB-015 **W** 340g / 12oz
Multi Sleeve Pouch for Macbook 15"

Exterior size: 45.5 x 28cm (17.9" x 11")
Interior size: 40 x 27.5cm (15.7" x 10.8")



KSB-050 Gel Roll **W** 450g / 15.8oz

The Kupo Gel Roll allows you to keep gels/filters organized and safe in one neat roll while not being used. The unfolded size is 26"(W) x 32"(L) which is large enough so the gel/filter can be stored up to 100 pcs. The additional pouch stitched on the roll allows you to keep the gels/ filters in place. Meanwhile, the inserted gels/filters can be folded and rolled up into a 26" (L) with 5" in diameter cylinder and can be rolled and closed with a two Velcro-strap which is attached on the roll. The central carrying handle is equipped for carrying the gel roll with ease and convenience!



KS-283 Aluminum Alloy Carabiners **W** 100g / 3.52oz

Made of heavy duty aircraft grade aluminum, the CE certificated (CE0321) carabiners are rated at 25kN (5,600lb) for major axis strength. The palm size D shape design makes it easy to carry and storage and the 22mm(0.87") opening also makes connect with other equipment effortless. The twist locking mechanism allows you to have confidence that it's impossible for it to come open by accident.



KS-702 Mini Quick-Release Adapter **W** 30g / 1oz

Made of nickel-plated brass, the quick release ball locking adapter comes with a stainless chain wire on one side and a spring clip on the other. It provides a great carrying solution for your gloves, spanners, straps and any tools which can be hold through a dia. 2mm wire and 10cm in length. The quick release ball locking adapter allows you to take off and lock your tools just in a snap.




TL-17 Tool Lanyard **W** 80g / 2.82oz **max** 3kg / 6.6lb

Made of durable nylon material with superior elastic rubber and steel metal hooks, the Kupo tool lanyards help to prevent from injury and damage caused by dropping tools when working high up in the air.

Features:

- Retractable tool lanyard with 2 lock snaps & fixed loop.
- Bungee rope helps to absorbing the shock of a dropping tool.
- Prevent injury from failing tools.
- Avoid dropping tools and increase productivity.
- Quick release buckle clip for quick on/off and secure attachment.
- Tangle-free while use with other lanyards, and keep tethered tool move freely.



17mm (Width) Tool Lanyard, Black
Working Length: from 74 to 137cm



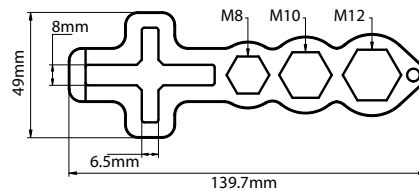
WS-240 Wing Nut Ratchet Wrench 19/22mm **W** 450g / 15.87oz

The ratchet wrench for 19/22mm is made of solid steel forged with black finished. The 19mm hex socket features a 20mm depth and slotted is perfect for fitting into the standard wing nut on coupler and scaffolding. So it is ideal for riggers, stagehands and grips. A build-in switch lever allows you to change loosen or tighten mode in a second. Only 25cm in length is perfect for working in the tight spaces. The tapered handle tip allows bolt alignment or wire twisting with holes for tool safety lanyard. A gear lubricating hole on the top of ratchet for maintenance. It's a must have gadget that makes job easier.

Tip: The ratchet is solely for swiftly turning screws and nuts that have been hand-tightened halfway.

WS-140 Wingnut Multi-Spanner **W** 100g / 3.52oz

Constructed with carbon steel and engineered for rigging demands, this smart gadget offers you the maximum versatility with the greatest durability. Made for M8, M10 and M12 with cross slot for wingnut and set screws and built to meet the most common needs in the professional rigging industry. Palm-size and extremely lightweight. The spring hook for attaching the tool to your belt makes this must-have multi spanner easy to store and transport.



Key features included:

- 3 x Hex Bolt
- 2 x Wing Nut
- 2 x Set Screw
- 1 x Key Chain
- 1 x Bottle Opener
- 1 x Flat Screw Driver

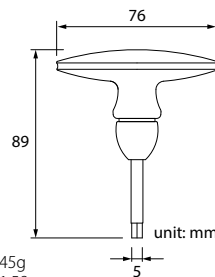


YOUTUBE
KUPO WINGNUT
MULTI SPANNER
(WS-140)



WS-095 Screwdriver Slotted w/ T-Handle **W** 78g / 2.75oz

This tool is specially designed for the film industry to tighten or loosen nearly every camera tie-down screw made by O' Connor, Sachtler, Cartoni, Panavision, Manfrotto, and other manufacturers. It features an ergonomic T-handle shaped perfectly to fit the hand, allowing precise application of torque for tightening or loosening. The robust 45mm zinc-plated steel shaft, with a slotted head measuring 13mm in width and 2mm in thickness, ensures exceptional durability and a compact size, making it perfect for confined spaces and convenient storage in a carrying bag.



WS-090 Hex Key (M5) Wrench w/ T-Handle **W** 45g / 1.58oz

The Hex Key Wrench features an ergonomic plastic T-handle that allows you to work more efficiently with a comfort grip for non-slip use and greater torque. Especially for changing camera adapter on hi-hat or maintain the riser on lighting stand.

KU-HAND (SYNTHETIC LEATHER)

Tailored for photographers, gaffers, cameramen, and videographers, the Kupo Utility Glove stands as a specialized solution designed to cater to the distinctive needs of professionals in these dynamic fields. Features high-sensitivity conductive yarn into the thumb, index finger, and fingertips of the touch screen gloves, enabling seamless interaction with mobile phones or iPads. The addition of Velcro at the wrist ensures a secure and snug fit, providing both comfort and flexibility during tasks. Two layers stretch-spandex back offers exceptionally dexterity while the durable & breathable synthetic leather on the palm provides all day comfort and protection. Making it well-suited for the challenges of demanding environments.

Cat. No.	Size	Color
KH-55M	Medium	Black
KH-55L	Large	Black
KH-55XL	Extra Large	Black
KH-55XXL	Double Extra Large	Black



KU-HAND (GOAT LEATHER)

These deluxe grip gloves bring comfort and safety to your production with no detail spared! A combination of goat leather and mesh back provide superior protection flexibility and ventilation. An additional layer of synthetic leather on the palm index finger and thumb is soft and pliable providing increased protection against the rigors of carrying heavy grip equipment around all day. Reinforced fingertips with a smooth surface give you a very durable glove that handles extremely well under all conditions.



YOUTUBE
[KUPO KU-HAND GRIP GLOVE \(KH-55 SERIES\)](#)



Cat. No.	Size	Color
KH-55MB	Medium	Black
KH-55LB	Large	Black
KH-55XLB	Extra Large	Black
KH-55XXLB	Double Extra Large	Black



GC-2525BK

Glove Gripper (Black Label) **W** 43g / 1.51oz

GC-2525BN

Glove Gripper (Brown Label) **W** 43g / 1.51oz

Made of heavy duty 25cm wide nylon strap with a powerful alligator spring clip, the Kupo Glove Gripper is designed for secure your gloves, hats & tools and keep them handy at all times. Features an instant strap button allows to easily attaches to your belt loop, mic loop, d-ring, tool belt or anything else you can find.



GT-0345-B Gaffers Tape Holder Strap

Designed for easy to carry gaffers, spike & rolls of electrical tape on your belt or equipments to keep your hand free to work. Constructed from quality carabiner clip on a safety cable fabricated of galvanized steel wire (dia.3mm/ Length: 450mm) ensures a long lasting, durable product. Safety cable is coated with transparent PVC plastic making the operation smoother.



GT-2540BK Gaffer Tape Holder Strap With Spring Hook (Black Label)

GT-2540BN Gaffer Tape Holder Strap With Spring Hook (Brown Label)

Constructed from durable nylon fabric, the Kupo gaffers tape holder strap, measured 25cm in length and 4cm in width, designed for easy to carry gaffers, spike & rolls of electrical tape on your belt to keep your hand free to work. It comes with aluminum spring hook that secures the holder to your belt effortlessly. The rigid release buckle also allows you to quickly and securely put your tapes or tools on and off from the holder strap.

The Cinematographer tape measure is constructed from ABS storage case with rubber grips that makes it lightweight, durable and easy to be carried around. The rust-resistant and non-conductive fiberglass tape features double-sided printing scales including metric on one side and imperial on the other that allows you to read easily in all conditions. The sturdy foldable handle also helps to extract and retrieve the tape effortless. An ideal measuring tool to withstand the wear and tear that occurs at outdoor worksites while giving you the level of accuracy you need to complete your projects.



CTM-010  190g / 6.7oz
Cinematographer Tape Measure 10M (33")
Dimensions LxWxH: 105 x 25 x 105mm

CTM-020  365g / 12.87oz
Cinematographer Tape Measure 20M (66")
Dimensions LxWxH: 145 x 25 x 145mm

KUPO LOGO CAPS



KC-C01BK Black
KUPO LOGO Cap

KC-C01PK Pink
KUPO LOGO Cap

KC-C01BL Blue
KUPO LOGO Cap

KC-C01GY Gray
KUPO LOGO Cap

KUPO CAPS
MATERIAL: 100% COTTON TWILL



KCAP-01
KUPO Cap - Grip

KCAP-02
KUPO Cap - Lighting

Kupo superior embroidered caps are great for representing those who work behind the scenes in motion pictures, television and photography. 100% cotton twill and unique construction techniques enhance breathability to improve comfort by reducing the buildup of moisture and heat. A comfortable sweatband and eyelet venting on this fitted cap help keep you cool and dry in any weather condition.

- More features:**
- Adjustable Velcro closure
 - 6 Panel cap
 - Full Lining
 - Aluminum top button
 - Perfect embroidery
 - Superior KUPO Label
 - 6 eyelets for excellent ventilation
 - Easy to a distinguish different duties on location

BREWSTER®

AIR DUSTER

ENVIRONMENTAL IMPACT DATA

Ozone Depletion-0%
Flammability-0%
HCFC-0%
CFC-0%
VOC-0%



The Brewster Compressed Gas Air Duster is designed to deliver a powerful burst of clean, nontoxic gas, swiftly eliminating dust, lint, and other unwanted contaminants from a wide range of surfaces. From computers and CRTs to disks, tape drives, diskettes, and media storage files, our product tackles it all, especially in situations where traditional cleaning methods fall short. The Brewster Air duster is a reliable and efficient choice for keeping your equipment and workspaces pristine. The non-flammable and entirely safe for regular use, also making it the ideal companion for maintaining your lenses, cameras, and sensitive electronics in peak condition. Trust in the Brewster Air Duster to ensure optimal performance and impeccable results every time.

INSTRUCTIONS:

- Remove the safety valve from the top before use.
- Attach the provided extension tube and insert it into the nozzle.
- Hold the can approximately 3 cm away from the object.
- Press the nozzle for 2-3 seconds each time.
- Do not shake the can during use.
- Keep the can upright and avoid tilting it at an angle greater than 15 degrees.

STORAGE:

- Store in a cool place below 50° C.
- Keep it out of the reach of children.
- Ensure good ventilation.
- Keep away from open flames.

NOTE:

During continuous use, the can may become cold; wait for a moment before using it again. Even when the contents are empty, piercing the can is prohibited.



KCD-120Z
Brewster Compressed Gas Air Duster

Brand: Brewster
Product: Compressed Gas Air Duster
Net: 12oz/ 340g/376ml
Size: 225X65mm



Kupo Camera Marker is primarily designed for quickly and easily marking positions on set. It is filled with shot and is heavy enough to not blow away in the wind. It features a nickel plated grommet for simple transportation and storage. The marker is made of 1,000-denier nylon, so it won't break down or wear easily. It is also large enough to serve as a point of reference for anyone during a shoot. It's an ideal alternative when you don't want to use tape markers.



YOUTUBE
KUPO T-MARKERS & SAUSAGE MARKERS

T Marker

Size: 6" x 8"
 Weight: 510g (18oz)



Sausage Marker

Size: 6" (Length)
 Weight: 280g (9.9oz)



Part Number	Description	
KS-168BK	Camera T Marker 6" x 8"	Black
KS-168G	Camera T Marker 6" x 8"	Green
KS-168P	Camera T Marker 6" x 8"	Purple
KS-168R	Camera T Marker 6" x 8"	Red
KS-168BL	Camera T Marker 6" x 8"	Blue
KS-168W	Camera T Marker 6" x 8"	White
KS-168Y	Camera T Marker 6" x 8"	Yellow
KS-160BK	Sausage Camera Marker 6"	Black
KS-160G	Sausage Camera Marker 6"	Green
KS-160P	Sausage Camera Marker 6"	Purple
KS-160R	Sausage Camera Marker 6"	Red
KS-160BL	Sausage Camera Marker 6"	Blue
KS-160W	Sausage Camera Marker 6"	White
KS-160Y	Sausage Camera Marker 6"	Yellow

Crafted to effortlessly indicate the placement of performers and equipment, even in photography settings where using tape on sandy beaches or grass is impractical. Constructed from durable Acrylic material (PMMA), these lightweight markers can be conveniently carried in a belt pouch, hung through the provided hole, or stored in your toolbox. The dia. 13mm hole designed for easy storage and transportation. This Glow-in-Dark I marker makes it easy to use in difficult lighting conditions.



Responds to surrounding light for activating the phosphors (most effective when exposed to direct sunlight).

Cat. No.	Description	
KSS-130BL	Camera T Marker PMMA	Blue
KSS-130PK	Camera T Marker PMMA	Pink
KSS-130Y	Camera T Marker PMMA	Yellow
KSS-130G	Camera T Marker PMMA	Green
KSS-130YG	Camera T Marker PMMA Glow-in-dark	Green
KSS-130YPK	Camera T Marker PMMA Glow-in-dark	Pink
KSS-140IBL	Camera I Marker PMMA	Blue
KSS-140IPK	Camera I Marker PMMA	Pink
KSS-140IY	Camera I Marker PMMA	Yellow
KSS-140IG	Camera I Marker PMMA	Green
KSS-140IYG	Camera I Marker PMMA Glow-in-dark	Green
KSS-140IPK	Camera I Marker PMMA Glow-in-dark	Pink



Kupo delivers great versatility and popular Gaffa Tape for holding and sealing needs in professional stage, photography, motion picture and television industries. With compound materials of natural rubber and synthetic resin, it has excellent tack and adhesion performance in wider temperature conditions. Kupo Gaffa Tape has the highest tensile strength of any others, but also features easy-to-tear.

Features:

1. Non-transferring adhesive tape; clean removal, leaving no residual.
2. Backing Material: Cloth with PE coated.
3. Adhesive: Natural rubber base.
4. Heat Resistance: 80 degree C / 180 min.
5. Tensile Strength: 12.5 (KGF / 25 mm).
6. Feasible for smooth, rough and irregular surface.



YOUTUBE
KUPO GAFFA TAPE
(ADHESIVE RESIDUE TEST)



GAFFA TAPE



GT-515B

48mm(W) x 15yd(L)



GT-515W

48mm(W) x 15yd(L)



GT-515GY

48mm(W) x 15yd(L)



GT-515R

48mm(W) x 15yd(L)



GT-515Y

48mm(W) x 15yd(L)



GT-515GN

48mm(W) x 15yd(L)



GT-515BU

48mm(W) x 15yd(L)



GT-550W

48mm(W) x 50m(L)



GT-550G

48mm(W) x 50m(L)



GT-550GN

48mm(W) x 50m(L)

MATTE GAFFA TAPE



GTM-515B

48mm(W) x 15yd(L)



GTM-515W

48mm(W) x 15yd(L)



GTM-550B

48mm(W) x 50m(L)



GTM-550CKGN

48mm(W) x 50m(L)



GTM-550G

48mm(W) x 50m(L)



GTM-550LGN

48mm(W) x 50m(L)



GTM-550BU

48mm(W) x 50m(L)



GTB-001 Barrier Tape

Size: 7.5cm(W) x 100M(L) x 0.05mm(T)
Color: Yellow w/ Black print (Caution)


Specification:

- Material: Polyethylene Film
- Adhesive: N/A
- Tape Thickness: 0.05mm (2M)
- Tape Width: 75mm (3")
- Tape Length: 100m (328ft)

Product Feature:

- Easy to use, high visibility
- No sticky, glue residual free
- Strong, durable and reusable
- Yellow color tape printed legend "CAUTION"

Highly visible fluorescent colors with matte finish for various applications including audio/visual, television, photography, theatrical and motion picture industries. It sets clearly visible marks for actors, crew, musicians, and camera operators. It is also feasible for use in color-coding, labeling and marking. Easily manual tearing and durable. This multi-purpose tape offers excellent holding power, high tensile strength, and will be fluoresce-reactive under black lighting.



Easy to tear



Diverse fluorescent colors

Features

- Professional grade gaffer's tape
- High tensile strength and holding power
- Easy-to-tear by hand, and writable surface
- Clean removal, without leaving residue

Specification

- Backing Material: Matte-Finish Coated Cloth
- Adhesive Material: Synthetic Rubber
- Tensile Strength: 87.6N/10mm
- Operating temperature: 10~90 degree C

Tapes in Length 15 yards / Width 12mm



CSS-1215BU Blue



CSS-1215GN Green



CSS-1215OG Orange



CSS-1215PK Pink




CSS-1215Y Yellow

Tape in Length 15 yards / Width 24mm



CSS-2415BU Blue



CSS-2415GN Green



CSS-2415OG Orange



CSS-2415PK Pink



CSS-2415Y Yellow

Non-reflective matte finish and constructed with a premium photo luminescent pigment that will glow brightly after the lights go dark, this glow-in-dark gaffer tape is applicable for use in safety marking and multiple applications in the audio/visual, television, photography, theatrical and motion picture industries. It is quickly recharged with light exposure, and will glow continuously under UV black light. Easy-to-tear for smaller strips. Abrasion and water resistance. Greater adhesion and high holding power. It leaves no residue after removal.



GT-4810 Glow in Dark Gaffer Tape

- Backing Material: Coated cloth with photo luminescent pigment
- Adhesive Material: Synthetic Rubber
- Tensile Strength: 87.6N/10mm
- Operating temperature: 10~90 degree C
- Width & Length: 48mm/10 yards

Glow-in-dark tape is ideal for the applications that requires visible light when luminaires go off. The luminous pigment can be activated by various light sources such as nature light, LED light, and UV black light. Expose to light source for 10 minutes, enjoy several hours of the luminous effect, and can be activated repeatedly. Easy to cut in the length you desire, and offer the safety marking on-site for your jobs.



Luminous effect in the dark



Peel off the protection film and here to go



Easy to cut in lengths

GT-2550 Glow in Dark Tape / Length 5 meters / Width 25mm

GT-5050 Glow in Dark Tape / Length 5 meters / Width 50mm

EZ TIE

Ideal for sound, lighting and audio/video equipment. EZ-Tie is made with Swiss-made looms and strict quality control to assure consistent quality with superior performance. Hook is made from A grade Nylon and has high peel and shear values with an extended life cycle and an average of 55 hooks per sq inch. It is formed under high temperatures to keep it with better elasticity and more durability. The Un-Napped loop brings a very high life cycle with an average of 42 woofs per sq inch. EZ-TIE has been tested under +93 degree C and -56.7 degree C and lasted 1,000 hrs matting without fail. The working temperature is from 80 degree C to -20 degree C. High life cycle with over 10,000 closures. Washable, UV resistant to prevent discoloration.

Applications:

- Help to organize cable sets neatly with diverse colors.
- Write-on identification label for great cable organization.
- Sturdy Nylon buckle offers greater holding power against movement, and makes for longer use.
- Perfect for use as tie down for attaching equipment on a desk or table.
- Convenient for wrapping up lighting stand legs to keep them well fastened for transportation.
- Ideal for use as a temporary hanger during installation.



YOUTUBE
KUPO DELUXE
CABLE TIES
(EZ-TIE)



Part Number	Description
EZ560-B	Large EZ-TIE, 5.0 x 60cm, 5pcs Black
EZ560-R	Large EZ-TIE, 5.0 x 60cm, 5pcs Red
EZ560-W	Large EZ-TIE, 5.0 x 60cm, 5pcs White
EZ560-Y	Large EZ-TIE, 5.0 x 60cm, 5pcs Yellow
EZ560-BL	Large EZ-TIE, 5.0 x 60cm, 5pcs Blue
EZ241-B	Small EZ-TIE, 2.0 x 41cm, 10pcs Black
EZ241-R	Small EZ-TIE, 2.0 x 41cm, 10pcs Red
EZ241-W	Small EZ-TIE, 2.0 x 41cm, 10pcs White
EZ241-Y	Small EZ-TIE, 2.0 x 41cm, 10pcs Yellow
EZ241-BL	Small EZ-TIE, 2.0 x 41cm, 10pcs Blue

MEZ-TIE

The simple cable ties are lighter and thinner than the deluxe cable ties but are still incredibly strong. They feature an opening in the "head" of the tie that the tip of the "tail" goes through to pull it snug. They also come in five different color options to easily categorize your cables.



MEZ220-B Black

20mm(W1) x 13mm(W2) x 200mm(L) / 50 pcs




MEZ220-BL Blue

20mm(W1) x 13mm(W2) x 200mm(L) / 50 pcs



MEZ220-R Red

20mm(W1) x 13mm(W2) x 200mm(L) / 50 pcs



MEZ220-W White

20mm(W1) x 13mm(W2) x 200mm(L) / 50 pcs



MEZ220-Y Yellow

20mm(W1) x 13mm(W2) x 200mm(L) / 50 pcs




YOUTUBE
KUPO SIMPLE CABLE
TIES (MEZ-TIE)



MEZ-P01B EZ Tie Petite, 7pcs Per Pack- Black

MEZ-P01W EZ Tie Petite, 7pcs Per Pack- White

EZ Tie Petite is a small cable holder ideal for USB and microphone cables. It keeps tiny cable neat and trim without using bulky cable ties. Two perforated slots can be used for double wrapping cable to keep it firm at all times. Each pack comes with 7 units. Reusable and easy to use.



For cell phone USB cable.



Reusable and easy to use.



For earphone cable.

MEZ Strap

This hook and loop Nylon strap grips and secures cabling or wiring. It comes seamlessly in a roll and can be cut into the length you need. Ideal for organizing all of the loose cables or odd shape gears. Customize the length for your need to make your own cable tie. Available in white / black / red / yellow / blue / green colors.



Part Number	Description	
MEZ-S1605B	MEZ Strap, 16mm (W) x 5M (L)	Black
MEZ-S1605R	MEZ Strap, 16mm (W) x 5M (L)	Red
MEZ-S1605W	MEZ Strap, 16mm (W) x 5M (L)	White
MEZ-S1605Y	MEZ Strap, 16mm (W) x 5M (L)	Yellow
MEZ-S1605BL	MEZ Strap, 16mm (W) x 5M (L)	Blue
MEZ-S1605G	MEZ Strap, 16mm (W) x 5M (L)	Green
MEZ-S3005B	MEZ Strap, 30mm (W) x 5M (L)	Black
MEZ-S3005R	MEZ Strap, 30mm (W) x 5M (L)	Red
MEZ-S3005W	MEZ Strap, 30mm (W) x 5M (L)	White
MEZ-S3005Y	MEZ Strap, 30mm (W) x 5M (L)	Yellow
MEZ-S3005BL	MEZ Strap, 30mm (W) x 5M (L)	Blue
MEZ-S3005G	MEZ Strap, 30mm (W) x 5M (L)	Green



Attach the loop tape on the Cross case.



Apply a car trunk storage bag.

EZ2500-B Adhesive Hook & Loop Tape

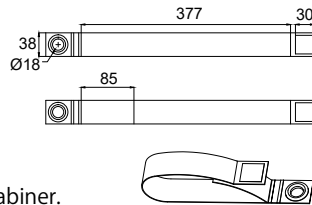
Size: 2.5cm (W) x 5M (L)

Material: Nylon fabric with hot melt pressure sensitive adhesive
High & Low temperature applicable (from 0 to 65°C)

Adhesive Feature:

Loop Tack: 3.3kgs (+/- 0.5)kg/in2
Peel Adhesion: 3.2kgs (+/- 0.5)kg/in2
Holding Power: 4 psi (12 hrs)
SAFT Test: 65 (+/-5) Celsius degree

Mounted with large metal eyelet, this cable holder is made with a sturdy Nylon loop and hook with excellent holding strength for handling heavy weight. Helps to keep cables in place and well-organized. With carabiner and additional clamp, cables can be attached on the truss, tube or pipe without much effort. Handy write-on area for custom identification and labeling. Maximum cable bundle diameter 10cm. Pack of 5 with twist locking aluminum carabiner.



EZ440CH-B Cable Holder

Maximum cable bundle diameter 10cm.
Pack of 5 with twist locking aluminum carabiner.




ELASTIC CABLE TIE

The elastic cable tie is made of stretchable and durable rubber material with wooden toggle allowing you to simply pull the elastic and over the toggle to assure a secure tie. Perfect cable management solution to keep your cables neatly coiled and free from damaging kinks. These great handy elastic cable ties are must-have for photographers movie makers, musicians, and audio professional to organize cords, cables, and stretching tarps.



Part Number	Description
BG5006R	ELASTIC CABLE TIE (10PCS/PACK) 6.0MM(W)* 5"(L)-RED
BG5006O	ELASTIC CABLE TIE (10PCS/PACK) 6.0MM(W)* 5"(L)-ORANGE
BG5006G	ELASTIC CABLE TIE (10PCS/PACK) 6.0MM(W)* 5"(L)-GREEN
BG5006BK	ELASTIC CABLE TIE (10PCS/PACK) 6.0MM(W)* 5"(L)-BLACK
BG5006BL	ELASTIC CABLE TIE (10PCS/PACK) 6.0MM(W)* 5"(L)-BLUE
BG5006Y	ELASTIC CABLE TIE (10PCS/PACK) 6.0MM(W)* 5"(L)-YELLOW
BG5006N	ELASTIC CABLE TIE (10PCS/PACK) 6.0MM(W)* 5"(L)-NATURAL
BG5006M	ELASTIC CABLE TIE (10PCS/PACK) 6.0MM(W)* 5"(L)-MIXED COLOR



BG4506 6 Inch Heavy Duty Black Ball Bungees

Each bungee cord measures (4.5mm) 3/16" in diameter and has an attached black plastic ball measuring 28mm (1-1/8") in diameter. Set includes 50 ball bungees. Easy to use, quick to install. Just feed the elastic loop through a grommet until the plastic ball is flush, then attach the loop to a fixed point to secure a tarp. Great for securing textile on the butterfly frame, cables, stands, hoses, camping and tying down tarps and shades, etc. Elastic cord design allows for stretching and variations in length from 6" up to 8".




KD-C26 Cable Clip For Tube Size: 22~26 mm

The cable clips keep your cable and hex wrench gathered to the light stand. (Set of 4)


CABLE CROSSOVER

The cable crossover is built to protect cables from moisture, oils, solvents, and frame as a shield for impact resistance and load bearing. Kupo have diverse cable crossovers which are made of high density press-molded rubber, backed with sturdy visible yellow lid. Each has dog bone connectors to get connected to create any desired length. Easy to operate and protect the cable through the doorway and eliminate the damage. Operation temperature is -40°C to 49°C degree and the load bearing capacity is 2,000 kg. Ideal for indoor and outdoor use, such as concerts, stages, hotels, shopping mall, sports events, school, parking lots, warehouse, construction places and the likes.



Slip-free and sturdy rubber base, grooved for accommodating cables, provides superior wire protection

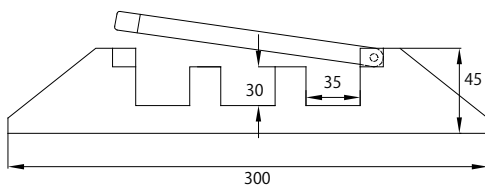
Yellow hinged PVC lid features high visibility as a sign for urging the caution



Clear warning sign on the cover indicates a potentially hazard condition

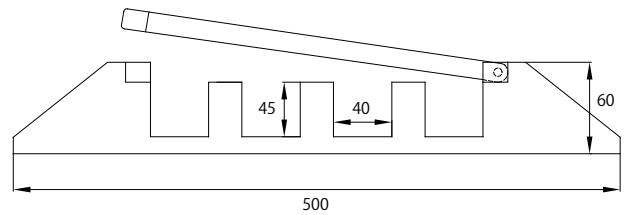
Dog bone connector, featuring male and female end, makes multiple cable crossover in a row

KCG-330



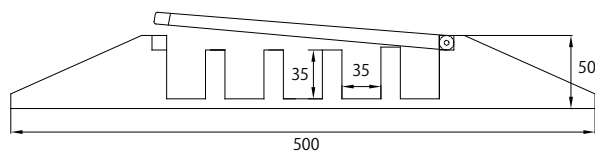
3 CABLE DUCTS		
Insulated: YES	Height: 45mm	9kg
Length: 1000mm	Ducts Height: 30mm	
Width: 300mm	Max. Load: 2,000kg	

KCG-445



4 CABLE DUCTS		
Insulated: YES	Height: 60mm	14kg
Length: 900mm	Ducts Height: 45mm	
Width: 500mm	Max. Load: 2,000kg	

KCG-535



5 CABLE DUCTS		
Insulated: YES	Height: 50mm	12.5kg
Length: 900mm	Ducts Height: 34mm	
Width: 500mm	Max. Load: 2,000kg	



Solid nylon rod fixed to support the hing

Apple box is one of the most useful pieces of equipment on a film set. They are used for propping up furniture and light stands, for leveling camera dolly track, or to provide temporary seats, workbenches, or stepladders. Kupo Apple boxes are made of high quality birch plywood that is built for long lasting use. Standard sizes include pancake, quarter, half and full with a neutral wood color smooth finish. Each box has rounded-edge ergonomic hand and finger grips for easy handling. Internal supports are equipped in three larger size boxes to ensuring extra strength and dimensional stability. The brace of both side panels is for thread wires, poles or other gears through the box if needed.



YOUTUBE
KUPO APPLE BOXSET - FULL, HALF, QUARTER & PANCAKE (KAB-015)



KAB-015

Apple Box Set **W** 9.6kg / 21.21lb
 (Full, Half, Quarter, Pancake)

The Kupo Apple box Set comes with four different-sized apple boxes that give you a variety of support heights to keep your production professional.



8-ply Baltic birch plywood with a natural finish. Interior reinforcement from central brace. Round edge for easy handling.



KAB-001
 APPLE BOX-PANCAKE
 20"x12"x1"
W 1.7kg / 3.7lbs



KAB-002
 APPLE BOX-QUARTER
 20"x12"x2"
W 2.1kg / 4.6lbs



KAB-004
 APPLE BOX-HALF
 20"x12"x4" w/ Kupo logo (on one side)
W 2.5kg / 5.5lbs



KAB-008
 APPLE BOX-FULL
 20"x12"x8" w/ Kupo logo (on one side)
W 3.3kg / 7.3lbs

Kupo nesting apple box set features a space-saving design advantage that pancake, quarter and half apple boxes are able to be well stored inside the full apple box. The innovative track design with the magnet on one side panel allows you to precisely slide into the storage box and snap to lock the panel within seconds. Ideal for storage and transportation.



YOUTUBE
KUPO 4-IN-1 NESTING APPLE BOX SET (KAB-41K)



KAB-41K

Nesting Apple Box Set **W** 12.1kg / 26.6lb

Nesting Pancake Apple Box **W** 2kg / 4.4lb
 18-1/2" x 10" x 1"

Nesting Half Apple Box **W** 3kg / 6.6lb
 18-1/2" x 10" x 4"
 w/ Kupo logo (on one side)

Nesting Quarter Apple Box **W** 2.1kg / 4.62lb
 18-1/2" x 10" x 2"

Nesting Full Apple Box **W** 5kg / 11lb
 20" x 12" x 8"
 w/ Kupo logo (on one side)




3/8"-16 thread female on the side panel allows you to mount a baby pin with 3/8"-16 screw for small lighting fixture or other accessories.



Please note one side of the full apple box has a handle and completely smooth on the other.



8-ply Baltic birch plywood with a natural finish.



Innovative track design allows you to slide the side panel smoothly and securely.



Both super strength magnets increase the stability of the side panel attached on the box.

Kupo 6 In 1 Nesting Apple Box Set features a space-saving design advantage that pancake, quarter and half apple boxes are able to be well stored inside the full apple box. In addition, a slot designed on both sides of 8" full Apple Box allows you to fix Apple Box on a dolly with the ratchet strap for camera mounting or a seat for cameraman. A 3/8"-16 threaded female on the center of 1" Pancake Apple Box providing you with a mounting solution to a baby pin for a small light or other accessories. The innovative track design with the magnet on one side panel allows you to precisely slide into the storage box and snap to lock the panel within seconds. Ideal for storage and transportation.



KAB-61K

6 In One Nesting Apple Box Set

W 12.1kg
26.6lb

Nesting Pancake Apple Box

18 1/2" x 10" x 1"

w/ a 3/8"-16 Thread female **W** 2kg
4.4lb

Nesting Half Apple Box

18 1/2" x 10" x 2"

(on one side) **W** 3kg
6.6lb

Nesting Quarter Apple Box

18 1/2" x 10" x 4"

W 2.1kg
4.62lb

Nesting Full Apple Box

20" x 12" x 8" w/ Kupo logo

(on one side) **W** 5kg
11lb




3/8"-16 threaded female equipped on 1" (Pancake) apple box allows to mount a baby pin with 3/8"-16 male threaded.



A baby pin with 3/8"-16 male threaded is supplied and can be stored in the 1" (Pancake) apple box.



8-ply Baltic birch plywood with a natural finish.



Innovative track design allows you to slide the side panel smoothly and securely.



A slot designed on both sides of 8" Apple Box allows you to fix Apple Box on a dolly with the ratchet strap for camera mounting or a seat for cameraman.

Made of high quality birch plywood that is build for long lasting use. With 1" less height than standard 8" full apple box, Do-Re-Mi 3 in one apple box set is designed to fit most stairway height. The compact size also makes the whole set easy to stack and carry.



KAB-31K

Do-Re-Mi 3 In One Nesting Apple Box Set

W 9kg
19.8lb

Nesting Full Apple Box for Do-Re-Mi

20" x 12" x 7" w/ Kupo logo (on one side)

W 4.9kg
10.78lb

Nesting Half Apple Box

18-1/2" x 10" x 4" w/ Kupo logo (on one side)

W 2.1kg
4.62lb

Nesting Quarter Apple Box

18-1/2" x 10" x 2"

W 1.75kg
3.85lb



3/8"-16 thread female on the side panel allows you to mount a baby pin with 3/8"-16 screw for small lighting fixture or other accessories.



8-ply Baltic birch plywood with a natural finish.



Both super strength magnets increase the stability of the side panel attached to the box.



The height of full apple box for KAB-31K is 7" that is desigend for fitting most stairway height.

Available in Half and Full-Size, as well as a Combined Set, these apple boxes are handcrafted with Baltic Birch Plywood. The stained look is meticulously achieved layer by layer to create an antique style with smooth, rounded edges for easy handling. Kupo stained apple boxes are extremely versatile, durable and strong. Ideal for posing, standing, stacking, or support they will not only add interest to a portrait scene, but also blend into a scene and will not distract from the subject.

KAB-008-BST Kupo Brown Stained Apple Box- full 20" x 12" x 8" (Kupo logo on one side) **W** 3.8kg / 8.36lb

KAB-004-BST Kupo Brown Stained Apple Box- half 20" x 12" x 4" (Kupo logo on one side) **W** 2.75kg / 6lb

KAB-048-BST KUPU Brown Stained Apple Box Set- Half and Full Size (Kupo logo on one side) **W** 6.55kg / 14.41lb



YOUTUBE
KUPU BROWN STAINED APPLE BOX (FULL, HALF AND SET) (KAB-008-BST & KAB-004-BST & KAB-048-BST)

Made from 1000 Denier Textured Nylon with a 2" foam insert, The Kupo apple box seat cushion is designed for turning a full size apple box into a soft, comfy, padded seat. The attached pocket is a brilliant storage solution for tools, water bottles, notes, pens and more with easy access. Two varieties include horizontal and vertical.



Elastic equipped on the side allows to slip on and off with ease.

Compact-folding design make it easy to store and travel.



YOUTUBE
KUPU APPLE BOX SEAT CUSHION (KAB-023 & KAB-025)



Elastic equipped on the side allows to slip on and off with ease.

KAB-023 Apple Box Seat Cushion- Vertical **W** 0.39kg / 0.86lb
The Vertical fits a box "standing up," sized 8" (20cm) x 12" (30cm)

KAB-025 Apple Box Seat Cushion- Horizontal **W** 0.45kg / 0.99lb
The Horizontal fits an Apple Box "on its side," sized 8" (20cm) x 20" (50cm)



KAB-021 Seat Cushion (20 x 30cm) for Protective Hard Case CX5219 **W** 0.28kg / 9.8oz

The seat cushion constructed from 1000-denier textured nylon has a 2" pad, which provides comfortable seating when the cover is placed over a protective hard case box such as Kupo Cross case CX5219 or Pelican 1519 in a vertical orientation. Features a wide opening with a durable drawstring closure makes it easy to keep the seat cushion attached securely. The unique "Trolley sleeve" design also allows you to use haulage handle without taking off the seat cushion when it's required to move the case.




YOUTUBE
KUPU LOCKABLE SLIDING COVER FOR FULL-SIZE NESTING APPLE BOX (KAB-128)

KAB-128 Lockable Sliding Cover **W** 0.9kg / 1.98lbs



The Kupo lockable sliding cover is designed for Kupo full size nesting apple box. Features a keyed cam lock with two keys equipped on the cover that allows you to safely store your valuables in the apple box.

Kupo Tooling Apple Box is a ready-to-assemble kit that features a versatile design not only offers the function that standard 8" full apple box has but also a great storage box for A.C. or Grip tools. The Tooling Apple Box is constructed from solid 8-ply superior birch plywood with a standard full size apple box dimension which is consistent with the majority of apple box on the market. The excellent interior design including three interchangeable dividers and a removable organized box with compartments to meet your particular storage needs. 3/8" thread female equipped on either cover allows you to mount a baby pin with 3/8"-16 screw for small lighting or other accessories. The innovative track with locking latch system allows you to slide and lock the cover with ease and convenience. The spring locking pin securely keeps the cover mounted on the box and one hole on short lateral side for handling also keeps the items from falling out of the box while having it in "Upside down" position.



KAB-81K Tooling Apple Box

Dimension: 20" x 12" x 8"

W 5.8kg
12.75lb



Removable organized box and interchangeable dividers to meet your specific storage requirement inside the box.



Chamfered edge for easy handling.



Precisely machined track system allows you to slide cover smoothly and securely.



Constructed from solid 8-ply superior birch plywood.



The spring locking device makes it a snap to lock and release cover.



3/8" thread female equipped on either cover.



Apply glue evenly before driving screws into woods if needed.

Sand bags are an indispensable safety measure on any set to ensure that stands don't tip over or damage expensive equipment and cause injury, resulting in expensive downtime. Kupo sand bag features a saddlebag design that is ideally suited to drape over stand legs and boom arms. It ships empty so that you can fill it with your choice of material translating to much lower shipping costs. Made of sturdy 1,000D Cordura Nylon for long life and thick plastic internal liner bags help keep dust in and water out. It also comes with double Velcro design ensuring no sand will leak out of the bags.



YOUTUBE
 KUPO VELCRO
 REFILLABLE SANDBAGS
 (KS-1680S, KS-1680M
 & KSD-1680L)



KSD-1680S Empty Saddle Sandbag-Small (13lbs)

Features a rubberized handle for easy repositioning and an eyelet and spring lock equipped for attaching to boom hooks.
 Dimension: 30cm (12") x 22cm (8.5") x 10cm (4")

W 500g 17.6oz **max** 6kg 13lb

KSD-1680M Empty Saddle Sandbag-Medium (24lbs)

Features a rubberized handle for easy repositioning and an eyelet and spring lock equipped for attaching to boom hooks.
 Dimension: 40cm (17.5") x 22cm (8.5") x 10cm (4")

W 600g 21.2oz **max** 11kg 24.2lb

Features:



Handle with rubber cover for better grip.



Double Velcro ensures no sand leaks out of the bags.



Spring lock is equipped on the sand bag for easy mounting to the stand as a counterweight.



Two regular 600ml bottled waters can be put into the side pouch of the sand bag.



Butterfly lift handles.

KSD-1680L
 Empty Saddle Sand Bag - Large (35lb)

Features a reinforced handle sewn into both sides of the bag using a box and cross pattern. Also a fly away handle is equipped allowing you to drape over light stand legs. The loading weight is on the blue label for easy identification.
 Dimension: 36cm (14.2") x 28cm (11") x 12cm (4.8")

W 450g 16.9oz **max** 16kg 35lb




Butterfly lift handles.



KSD-1680XL Empty Butterfly / Fly Away Sand Bag-Extra Large (50lb)

W 460g 16.23oz **↓** 22.7kg 50lb
max

The handle is sewn into the pocket edges, creating a wing motion when the bag is lifted which allows you to easily “release” the bag from your stands and booms. The loading weight is on the blue label for easy identification. Dimension: 36cm (14.2”) x 34cm (14”) x 12cm (4.8”)



KSD-77 Empty Saddle Sandbag-Heavy Duty (77lb)

W 600g 21.2oz **↓** 35kg 77lb
max

This empty 77lb saddle bag-designed Sandbag is filled with sand by the purchaser and primary used to as a counterweight on a boom arm to balance a light fixture's weight. It can also stabilize a stand by draping it over the legs and preventing the top-heavy light stand from falling over. The bag is made from 1,000D black Cordex textured nylon, and the underside has a polyurethane coating which makes it water resistant and durable. Four integrated ladder-lock buckles allow you to tighten up the straps to keep the sandbag securely attached. Dimension: 39cm (15.5”) x 46cm (18.2”) x 12cm (4.8”)



Ladder-lock buckle and straps help bag firmly attach on light stand or boom arm.



Dual haul handles with unifying wrap for carrying ease.



Triple Velcro ensure no sand leaks out of bags.

The new solid construction shot bag with non-slip strap design allows you to weigh down light stands by just wrapping it around the stand base. The premium shot bag also offers a variety of uses including an offset for a boom arm, wrap around a tripod or light stand bases, or hang midway on a stand handle to offset the weight of something. The 2mm steel balls are pre-filled and sealed up with the bag which makes it dense weight and it never leaks. The compact size design also makes the shot bag easy to carry, pack and it does the job perfect.



Weight on the label for easy identification.



Non-slip strap keeps bag from slipping off.



On a lightweight aluminum stand.

KSW-05 Wrap & Go Shot Bag

Maximum load weight: 2.28kg (5lb)



KSW-10 Wrap & Go Shot Bag

Maximum load weight: 4.55kg (10lb)

YOUTUBE
KUPO WRAP & GO SHOT BAG



On a Grip Arm.



Kupo Shot Bags are made of 1,000 denier black cordex textured Nylon with a water resistant polyurethane coating on the inside. 2mm steel balls are encapsulated in the poly inner bag and sealed up with the bag which makes it dense weight and it never leaks. The two wing design allows it to drape perfectly over light stand legs.



Two wings allow the bag to drape over light stand legs.



Loading weight is on the blue label for easy identification.



KSF-15 Shot Bag (15lb)

W 6.5kg
15lb



KSF-25 Shot Bag (25lb)

W 11.3kg
25lb

KSF-30 Shot Bag (30lb)

W 13.6kg
30lb

Made of 1,000D Cordua Nylon with plastic internal liner, Kupo 30lb shot bag features 2mm steel balls encapsulated in the poly inner bag and securely keep those steel balls in the shot bag with the double Velcro design. The rubberized handle is also equipped for easy repositioning. The eyelet and spring lock attached to the bag for easy mounting on the book hook.



Built by robust steel with matte-black surface finish, the 46.5" (118cm) stand hangers offers a great storage and display solution for light stands. There are three dia. 8.5mm hole at 16" (40.6mm) intervals drilled for easily and firmly mounting to a wall or door rack. Extra dia. 10.5mm holes in each end are designed to connect with Kupo four way clamp (KCP-950) or 3 way clamp (KCP-930) and any tube size from 35 to 50mm for excellent storage or display solution. There're four versions of stand hangers are available to meet the different professional requirements. Lumber size 2x2 or 2x4 is recommended to be mounted behind the hanger to keep your wall from scratches. Weight: 2.85kg (6.27lb)

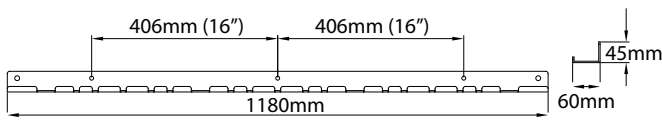


YOUTUBE
KUPO STAND HANGERS
 (KS-118B, KS-118BT,
 KS-118BG & KS-118BV)



KS-118B Stand Hanger Complex

118cm long 15 baby studs and 4 hanger pin holders on the rack.



YOUTUBE
KUPO STAND HANGERS
 (KS-118B, KS-118BT,
 KS-118BG & KS-118BV)



For the baby pin.

KS-118BT Stand Hanger for Lightweight Stand

118cm long stand hanger with 10 baby stud holders on the rack.



YOUTUBE
KUPO STAND HANGERS
 (KS-118B, KS-118BT,
 KS-118BG & KS-118BV)



KS-118BG Stand Hanger for Heavy Duty Stand

118cm long stand hanger with 8 hanger pin holders on the rack.



YOUTUBE
KUPO STAND HANGERS
 (KS-118B, KS-118BT,
 KS-118BG & KS-118BV)



For hanger pin of upper spider casting.

KS-118BV Stand hanger for Medium Size Stand

118cm long stand hanger with 9 hanger pin holders on the rack.


C-STAND DOOR RACK



YOUTUBE
KUPO C-STAND
DOOR RACK
 (KS-119B)

KS-119B C-Stand Door Rack

Built by robust 6.5mm thickness steel with matte-black surface finish, Kupo C stand door rack designed to keep supports organized and accessible whether in the studio or on a location production. The steel rack can hold up to six C-stands with grip heads and arms. Built-in hoops accept bungee cords to stabilize the stands. The C stand door rack can be adapted to different C-stand length.



KS-321B Studio C-stand Rack

The Studio C-stand Rack, crafted from robust steel with black powder-coated finish, features a 38mm (1.5") opening designed to accommodate major C-stand brands and keep the stand first riser securely in place. Measuring 33cm (13") in length, the bracket can hold up to 6 C-stands (or 5 c-stands with grip heads & grip arms) on wall. Welded hoops facilitate secure stand placement with bungee cords, and three through holes on the rear plate allow for easy wall mounting with supplied screws. Ideal for studios, it provides a safe, organized space with a sleek Kupo C-Stand Rack.

Built by robust steel with matte-black surface finish, the 46.5" (118cm) stand hangers offers a great storage and display solution for light stands. There are three dia. 8.5mm hole at 16" (40.6mm) intervals drilled for easily and firmly mounting to a wall or door rack. Extra dia. 10.5mm holes in each end are designed to connect with Kupo four way clamp (KCP-950) or 3 way clamp (KCP-930) and any tube size from 35 to 50mm for excellent storage or display solution. There're four versions of stand hangers are available to meet the different professional requirements. Lumber size 2x2 or 2x4 is recommended to be mounted behind the hanger to keep your wall from scratches. Weight: 2.85kg (6.27lb)

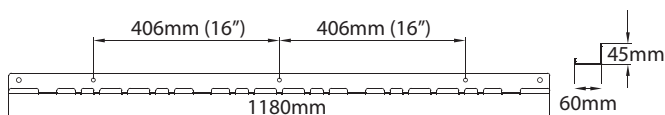


YOUTUBE
KUPO STAND HANGERS
(KS-118B, KS-118BT,
KS-118BG & KS-118BV)



KS-118B Stand Hanger Complex

118cm long 15 baby studs and 4 hanger pin holders on the rack.



YOUTUBE
KUPO STAND HANGERS
(KS-118B, KS-118BT,
KS-118BG & KS-118BV)



KS-118BG Stand Hanger for Heavy Duty Stand

118cm long stand hanger with 8 hanger pin holders on the rack.



YOUTUBE
KUPO STAND HANGERS
(KS-118B, KS-118BT,
KS-118BG & KS-118BV)



For the baby pin.

KS-118BT Stand Hanger for Lightweight Stand

118cm long stand hanger with 10 baby stud holders on the rack.



YOUTUBE
KUPO STAND HANGERS
(KS-118B, KS-118BT,
KS-118BG & KS-118BV)



For hanger pin of upper spider casting.

KS-118BV Stand hanger for Medium Size Stand

118cm long stand hanger with 9 hanger pin holders on the rack.

C-STAND DOOR RACK



KS-119B
C-Stand Door Rack

Built by robust 6.5mm thickness steel with matte-black surface finish, Kupo C stand door rack designed to keep supports organized and accessible whether in the studio or on a location production. The steel rack can hold up to six C-stands with grip heads and arms. Built-in hoops accept bungee cords to stabilize the stands. The C stand door rack can be adapted to different C-stand length.




YOUTUBE
KUPO C-STAND
DOOR RACK
(KS-119B)



KS-321B Studio C-stand Rack

The Studio C-stand Rack, crafted from robust steel with black powder-coated finish, features a 38mm (1.5") opening designed to accommodate major C-stand brands and keep the stand first riser securely in place. Measuring 33cm (13") in length, the bracket can hold up to 6 C-stands (or 5 c-stands with grip heads & grip arms) on wall. Welded hoops facilitate secure stand placement with bungee cords, and three through holes on the rear plate allow for easy wall mounting with supplied screws. Ideal for studios, it provides a safe, organized space with a sleek Kupo C-Stand Rack.





KGC-BSK01

Steel Wire Mesh Basket **W** 4.1kg / 9lb

- Color: Black Powder Coating

Black coated steel basket for KGC-012R allows to storing grip heads and other grip gears. Screw and nut set for 4 pcs are included.

KGC-012R Pro C-stand Grip Cart **W** 23kg / 50.6lb

- Dimension: 77cm(L) x 60cm(W) x 142cm(H)

Designed to hold up to 12 sets of C-stand kits, this rugged steel cart enables the transport and storage of C-Stands whether in the studio, on location or in the warehouse. Features ergonomic handles and a pair of 10" pneumatic wheels for easy mobility even fully loaded. There are 3 welded baby pin for gobo arm replacement and supplied with a steel basket offering an extra space for other grip accessories storage. The detachable front foot is able to be exchanged with a dia.100mm caster, KC-100L (Optional), allows you to move the cart with ease and comfort. The compact design makes it safe and easy to pass through doorway.



KGC-020 Senior C-stand Grip Cart

- CartColor: Black Powder Coating

- Dimension: 129cm(L) x 67cm(W) x 136cm(H)

W 70kg / 154lb

This Senior C-Stand Grip Cart made of robust steel tube can hold up to 20 C-Stands and features a steel basket for the placement of grip arm, grip head and other grip gears. Ergonomic handles and four 10" casters allow an easy transportation between various locations with ease and convenience. Cart will also keep the stands tidy and ready for fast use around the camera.

KGC-030 Combo Stand Grip Cart

- Color: Black Powder Coating

- Dimension: 95cm(L) x 80cm(W) x 127cm(H)

W 77.5kg / 170.5lb

This cart is made of robust steel tube designed to hold 20 lighting stands for Combo / Cine stands or any stands comes with the hanger pin of upper spider casting. The four swivel 10" casters are equipped to provide easy transportation between various locations with ease and convenience. Built-in hoops accept bungee cords to stabilize the stands. Cart will also keep the stands tidy and ready for fast use around the camera.

China Ball, or Chinese paper lantern, is made by a paper lantern holder and lamp socket for creating natural soft light and pleasant skin tones in the film and video field. The frame of Kupo China ball, constructed from quality 3/16" (5mm) steel with a chrome plated surface treatment, is interchangeable by removing the screw nuts if a different size of lantern paper is needed. The rotatable steel ring makes it easy to control the output of light while the fabric or gel is attached. The anti-kinking spiral top cable gland is also equipped to prevent the cable from becoming loose when subject to vibration. The 3C x 14AWG (2.08mm) cable is measured 90cm in length comes with standard edison plug. Ceramic lamp socket is firmly fixed on the round metal plate keeping the bulb from wobbling. Two 1/4"-20 and two 3/8"-16 threaded holes are pre-drilled underneath the round plate providing a great mounting solution through any grip equipment, comes with 1/4"-20 or 3/8"-16 thread male. A 5/8" (16mm) pin comes with 3/8"-16 threaded male is included. The lamps made for photography are recommended when using these lanterns for film and video. Please be sure to never leave them unattended due to the threat of spontaneous fire.



PATENTED

KS-121 12" China Ball Bracket w/ E27 Socket

Maximum wattage: 250W **W** 0.75kg / 1.65lbs



KS-181 18" China Ball Bracket w/ E27 Socket

Maximum wattage: 250W **W** 0.83kg / 1.83lbs

KS-182 18" China Ball Bracket w/ E40 Socket

Maximum wattage: 500W **W** 0.83kg / 1.83lbs



KS-241 24" China Ball Bracket w/ E27 Socket

Maximum wattage: 250W **W** 0.91kg / 2.0lbs

KS-242 24" China Ball Bracket w/ E40 Socket

Maximum wattage: 1000W **W** 0.91kg / 2.0lbs



KS-121PL 12" Paper Lantern (Set of 5)

KS-181PL 18" Paper Lantern (Set of 5)

KS-241PL 24" Paper Lantern (Set of 5)

The white round lantern paper is made with paper and metal wiring. Thanks to foldable construction, it unfolded like an accordion and assembled just in seconds.

Application



DIGIFAN DF-500

A powerful and versatile special wind machine designed for studios, theaters, theme parks, touring, photography and more. It is suitable for a wide range of applications including blowing haze, smoke, bubbles, confetti or snow, cooling performers, dimmer racks or amplifiers even drying paint in studio. DF-500 can be controlled through standard DMX signal or master/slave operation through data link. Versatile yoke for overhead rigging, floor sitting or stand mounting. Housing is constructed from a molded lightweight plastic venting device with rugged tubular steel making it durable for transportation. The 11" one-piece blade and spiral front grill is for creating a narrow focus wind stream. Compact, lightweight and powerful.



Specification:

- Power input: 100-240V AC, 1200W, Current Max. 10A.
- Motor: 500W, Max. 3200RPM.
- DMX mode: DMX on-off and volume control.
- Memory: 9 mode memory setting available.
- One touch turbo function: 0-3200RPM within 5 sec.
- Air volume: 1700CBM / hr .
- Wind speed: 60KM / hr .
- Remote controller: Supplied w/3M cable.
- Built-in master / slave control interface.
- Dimension: 480 x 560 x 460mm.
- Weight: 12.5kg.



FOUR REASONS DIGIFAN MAKES A VORTEX WIND EFFECT


ALWAYS PUT THE FAN BEHIND THE SMOKE SOURCE SO AS TO NOT GUM UP THE FAN WITH FLUID.



11" one piece deep pitch blade churns through the air, maximizing the amount of the air moved with the each turn of the powerful motor.



The spiral shape designed front grill offsets the direction of the air as it twists off the blade. This allows the air to travel long distances.



Air inlet duct tube ensures that the deep blade is fully enclosed in a cylindrical duct, air is sculpted into a column (beam of air).



To combine deep pitch blade, spiral grill, ducted tube and a switching power supply the multi function Digi fan is able to create a fully controllable vortex wind effect.

YOUTUBE



DMX WIND MACHINE

DIGIFAN FEATURES:



Multi functional control box for Manual, DMX and Program setting.



Switch for local or DMX operation mode.



Switching power supply with aluminum enclosure.



On/Off switch, universal 100-240V power input and fuse protection.



Molded plastic venting encompassed by rugged steel frame.



Sitting on floor on its own floor stand.



Sitting on stand with 28mm spigot.



Rigging on truss through the 13mm hole in the center of the bracket plate.



Industrial grade 500W, Max. 3200RPM Motor.



Locking knob with bearing for tighten yoke and adjusting direction.



11" one piece deep pitch blade.

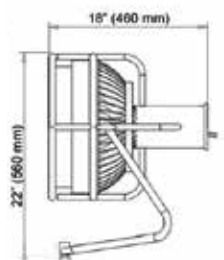
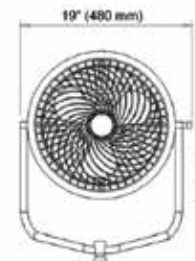


LINK

Master and Slave - Up to 9 Fans can be locally controlled by one controller using DMX data link.



Dimension



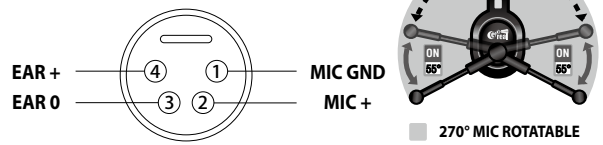
Goreal intercom system, including headset, belt pack and power station, is designed to fulfill the requirement for entertainment. It is a system featuring portable, compact, plug-n-play with no complicated settings. This system is ideal for the live event while the local communication is required, and making the communication clear, authentic and real-time.

Headset

The sophisticated headset with 270 degree rotatable mic provides greatest convenience for operation. Simply swing mic boom upward or downward to turn on or switch off the talking mode. Soft synthetic leather, complete embraced ear muffs, and adjustable headband makes the listening comfortable. Noise-proof and reliable.




YOUTUBE
GOREAL INTERCOM
SYSTEM: HEADSET



Specification	<ul style="list-style-type: none"> Headphones Type: Circumaural, closed-back Sensitivity: 90dB SPL Frequency Response: 20-20,000 Hz Max. Input Power: 100mW Rated Impedance: 400Ω 	<ul style="list-style-type: none"> Microphone Element: Dynamic Frequency Response: 150-10,000 Hz Polar Pattern: Cardioid Rated Impedance: 250Ω 	<ul style="list-style-type: none"> Open Circuit Sensitivity MAX. SPL: -60 dBV/Pa (1.0mV/Pa) ±3dB, at 1KHz 136dB SPL (THD≤1%, at 1KHz) Distortion: <3% Connector/Cable: 4Pin/1.6M
----------------------	--	--	--

Aluminum alloy housing with rear metal clip makes this belt pack hanged on the wall or attached to the belt easily. The illuminating CALL button makes it pretty visible in the dark backstage. The bright yellow MIC button is for easy identification. It comes with 3pin and 4pin socket connectors for interconnection to hang on the wall or attach to the belt easily.

Made of aluminum alloy extrusion, this power station comes with 3pin socket connectors for interconnection. No worry for the AC power as it takes universal input (90-240V). Two circuits for respective maneuver, or looping them all in one group for real-time communication for maximum 20 units of belt pack (GR-PS01).



- 1. "MIC" button
- 2. Voice (sidetone) level knob
- 3. Listen level knob
- 4. "CALL" indicator
- 5. Outlet for headset
- 6. Inlet for circuit cabling
- 7. Outlet for next belt pack

- 1. Outlet for circuit A
- 2. On/Off switch for circuit A+B
- 3. Outlet for circuit B
- 4. On/Off switch for main input
- 5. Main power indicator
- 6. Main power inlet
- 7. Fuse socket

Specification	<p>[GR-BP01]</p> <ul style="list-style-type: none"> Power Requirement: 24-30VDC Earphone Output: 200Ω Microphone Input: 200Ω dynamic Measurement: 106 x 113.5 x 52.7mm Weight: 0.42kg 	<p>[GR-PS01]</p> <ul style="list-style-type: none"> Input Voltage: 90-240VAC, 50/60Hz (0.8A/115VAC, 0.56A/230VAC) Output Voltage: Max. DC/27V, 1.7A Measurement: 106 x 269 x 45mm Weight: 0.86kg
----------------------	---	---

Same as GR-PS01 for working with universal power input (90-240V), this power station powers up to 60 units of belt pack in same time for operation. Three channels A/B/C can be linked up as A+B, or B+C, or put them all together A+B+C for larger group. It is made to fit standard 19" rack. Low profile and compact.



- 1. Channel A outlet for belt packs
- 2. Channel B outlet for belt packs
- 3. Channel C outlet for belt packs
- 4. Link up Channel A and B
- 5. Link up Channel B and C
- 6. LED indication for power status
- 7. AC power switch

When these two buttons are pressed, Channel A, B, C are all linked up all together.

Specification	<p>[GR-PS02]</p> <ul style="list-style-type: none"> Input Voltage: 90-240VAC, 50/60Hz (0.8A/115VAC, 0.56A/230VAC) Output Voltage: Max. DC/27V, 1.7A Measurement: 45 x 480 x 230mm Weight: 3.5kgs
----------------------	---

Fiberglass step ladder features non-conductive channel for working safety. Resistant to electricity, will not dent and rust. Fiberglass step ladder is ideal for professional use. Load capacity 135kg (300lb) and meet ANSI 14.5 (2007) and EN131 standard.



6' Fiberglass Step Ladder
(with ladder top tool tray)


8' Fiberglass Step Ladder
(with ladder top tool tray)



Ladder top tool tray to secure tools from falling while keeping them right at hand.



Molded brace and slip-resistant foot pad combination at the bottom increases the protection against damage.



Ladder top tool tray to secure tools from falling while keeping them right at hand.



Slip-resistance aluminum step is secured with 6 rivets on fiberglass channel.



Extra heavy duty aluminum spreaders to secure the ladder in A shape.



Molded brace and slip-resistant foot pad combination at the bottom increases the protection against damage.

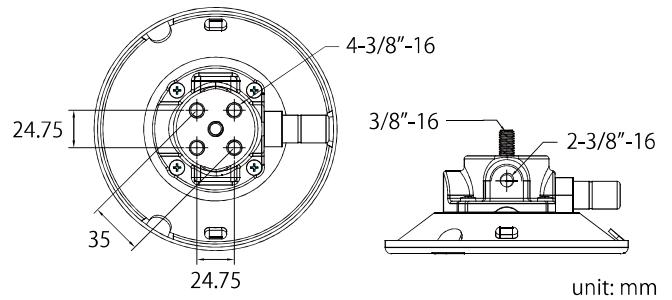
FEATURES

1. Red color for the greatest visibility and caution.
2. Fiberglass channel is non-conductive for working around electricity.
3. U-shaped channeles made of multi-layer fiberglass for maximum strength.
4. Wide step for comfortable standing or climbing.
5. Every rivet is well backed up to protect the channel.
6. Back-up aluminum plates reinforce all top connectors.

* Attention: Please read the information of warning labels posted on the ladder for making the use of ladder properly.

ITEM	Description	Height	Close Height	Steps	Style	Top Feature	Weight	Load Capacity
KFL-T6	6' Fliberglass Ladder	170cm	180cm	5	Double-sided	Tool Tray	11.5kg	135kg
KFL-T8	8' Fliberglass Ladder	230cm	240cm	7	Double-sided	Tool Tray	15.5kg	135kg
KFL-T10	10' Fliberglass Ladder	290cm	300cm	9	Double-sided	Tool Tray	19.3kg	135kg
KFL-T12	12' Fliberglass Ladder	350cm	360cm	11	Double-sided	Tool Tray	25.5kg	135kg
KFL-D20	20' Fliberglass Extension Ladder	1130cm	625cm	40	Extension	N/A	34.5kg	135kg

Kupo's latest pumping suction cups provide a sturdy temporary mounting solution on smooth, nonporous surfaces, specifically designed for securing lights, cameras, and other equipment on windows, mirrors, automobiles, boats, and more. Constructed with high-quality rubber material infused with silicon, Kupo Suction Cups can withstand temperatures ranging from -12°C to 49°C (10.4°F to 120°F). These cups are equipped with a red-line indicator to warn vacuum loss in challenging shooting conditions. The new 4.5" & 6" suction cups are designed with an aluminum block tapped with a 3/8"-16 thread x 6 around three sides, providing a flexible and low-profile mounting option. Additionally, the 4.5" & 6" suction cups with a metal plunger are sturdier and stronger than plastic ones, making them durable and resistant to heat and chemicals. Perfect for tough jobs and demanding conditions, it ensures a longer-lasting and reliable performance.



YOUTUBE
KUPO 6" PUMP CUP
W/ 3/8"-16M
THREAD (KSC-03)



W 0.45kg
 1lb
↓ 32kg
max 70lb

KSC-03MP 6" Pumping Vacuum Suction Cup w/ 3/8"-16 Thread x 5/8" Length and Plate

Pumping suction cup fixed with 3/8"-16 bolt and camera plate for use with ball head camera mount. The block is tapped 3/8"-16 threads x 6 around 3 sides which offer flexible and low to surface mounting option. (Supplied with blue pad protector)



W 0.47kg
 1.1lb
↓ 20kg
max 44lb

KSC-04MP 6" Pumping Vacuum Suction Cup w/ Fixed Baby Pin



KSC-05MP 6" Pumping Vacuum Suction Cup w/ Swiveling Adapter

W 0.7kg
 1.54lb
↓ 4.5kg
max 9lb

Pumping suction cup comes with detachable ball joint with 16 mm baby adapter. It offers the possibility to clamp onto a support at odd angles with ratcheted handle. It is common use for mounting with camera QR plate or Convi clamp. (Supplied with blue pad protector)



KSC-06MP 6" Pumping Vacuum Suction Cup w/ Swiveling Adapter

W 1kg
 2.2lb
↓ 13kg
max 28.6lb

Pumping suction cup comes with a swivel 16 mm baby pin and big handle. The ball joint pivots 196° while the collar rotates 360°. It is common for holding small lights, scrims or articulated arms to make a sturdy rig. (Supplied with blue pad protector)



Mount to car hood



KSC-101 6" Vacuum Suction Cup w/ Compact Camera Bracket

W 1kg
 2.2lb
↓ 6kg
max 13.2lb

6" pumping suction cup equipped with a lightweight angle adjustable camera bracket for side-door car mounting to any desired position with ease and comfort. The aluminum mounting plate drilled with 3/8" (10mm) holes to support all ball heads. Unique mechanical interlocking design makes it a snap from side-door to hood car mounting. (Supplied with pad protector)



W 1kg 2.2lb **↓** 20kg 44lb

KSC-10MP 6" (15.24cm) Pumping vacuum suction cup w/ Swivel 5/8" baby receiver

Suction cup comes with a swivel baby socket incorporates with safety latch and big handle. The ball joint pivots 196° while the collar rotates 360°. Common for holding small lights, scrims or grip arm to make a sturdy rig. (Supplied w/ blue pad protector)



KSC-12MP 6" Pumping vacuum suction cup w/ Fixed 5/8" baby receiver

W 0.5kg 1.1lb **↓** 32kg 70lb

Suction cup fixed with a 16mm baby socket incorporates with safety latch for extra safety. It is ideal for small fixtures and lightweight equipment. (Supplied w/ blue pad protector)



W 0.65kg 1.65lb **↓** 12kg 26.4lb

KSC-18MP 6" Pumping Suction Cup w/ 2" Tube - 8cm

Suction cup welded with dia. 2" aluminum tube which offers an excellent support arm for 2" coupler with camera mounting plate. (Supplied w/Blue pad protector)



KSC-33MP 6" Pumping Vacuum Suction Cup w/ Swivel coupler

W 1.4kg 3.08lb **↓** 20kg 44lb

Suction cup comes with a 2" swivel coupler offers a flexible and stable supporting for car rigging. (Supplied w/Blue pad protector)



KSC-19MP 6" Pumping Vacuum Suction Cup w/ 2" Tube-25cm

W 0.8kg 1.76lb **↓** 6kg 13.2lb

Suction cup welded with dia. 2" aluminum tube which offers an excellent support arm for 2" coupler with camera mounting plate. (Supplied w/Blue pad protector)



KSC-13MP 4.5" Pumping Vacuum Suction Cup w/ 3/8"-16 Thread x 5/8" Length.

W 0.3kg 0.66lb **↓** 22kg 48.5lb

Suction cup is common use for car shots in conjunction with camera ball head. The block is tapped 3/8"-16 threads x 6 around 3 sides which offer flexible and low to surface mounting option. (Supplied w/yellow pad protector)



KSC-09MP 6" Pumping Vacuum Suction Cup w/ 2" Tube-50cm

W 0.6kg 1.32lb **↓** 3kg 6.6lb

Suction cup welded with dia. 2" aluminum tube which offers an excellent support arm for 2" coupler with camera mounting plate. (Supplied w/Blue pad protector)



YOUTUBE KUPO PUMPING VACUUM SUCTION CUP (KSC-14)



W 140g 5oz **↓** 7kg 15.4lb

W 140g 5oz **↓** 7kg 15.4lb



KSC-14 3" (7.62cm) pumping suction cup with 1/4"-20 thread x 5/8" length and plate
KSC-16 3" (7.62cm) pumping suction cup with a fixed 5/8" (16mm) baby pin

Pumping suction cup is providing a great temporarily mounting solution for lightweight lighting, video camera or sound recording equipment on smooth and nonporous surface. (Supplied with yellow pad protector)



KSC-36 3 x 6" Oval Suction Cup w/ 3/8"-16 & 1/4"-20 Thread

W 0.35kg 12.34oz **↓** 18kg 39.68lb

3 x 6" (7.62 x 15.24 cm) oval-shaped suction cup is designed to fit into tight spaces where traditional round suction cups fall short. Top mounting block with multiple 3/8"-16 & 1/4"-20 threads.



KSC-100R 10" Vacuum Suction Cup w/ Heavy Duty Camera Bracket **W** 6kg 13.2lbs **↓** 15kg 33lbs

10" pumping suction cup equipped with a heavy duty camera bracket which is angle-adjustable and a ball leveling head is also included. This provides a stable platform to support all professional motion picture cameras. The 3/8" (10mm) slot on top of the mounting plate allows connecting with a variety of sliding base plates. Unique mechanical interlocking device makes it a snap for car mount from hood to side-door. (Supplied with pad protector)



A few strokes of the plunger allows vacuum cup to mount securely on the surface.



Press the release mechanism to refill air in the evacuated space and then the vacuum cup detaches completely.



KSC-102 10" Vacuum Suction Cup w/ Cheese Plate **W** 2.5kg 5.5lbs **↓** 15kg 33lbs

10" pumping suction cup equipped with an aluminum cheese plate drilled with 3/8" (10mm) holes. Ideal for rigging cameras or lighting fixtures on cars or any smooth non-porous surface. A red-line indicator warns if there is any vacuum loss. (Supplied with pad protector)



KSC-106 10" Suction cup with Cheese Plate & 1-1/2" (48mm) Starter **W** 3.9kg 8.5lb

10" vacuum suction cup with standard 3/8" holes round cheese plate and two 1-1/2" starters. Primarily designed to mount cameras and lighting equipment to cars. Features two 1-1/2" starters, 3-1/2" (9cm) long, which allows it to fit for 1-1/2" (48.3mm) Speed-Rail systems. Supplied with pad protector.



KSC-EV30 Mini Electric Vacuum Pump for 10" Suction Cup **W** 150g 5.3oz

Kupo Mini Electric Vacuum Pump is special designed for converting your Kupo 10" suction cup into automatic pump from manual with ease. Simply pressing the button, the automatically vacuum pump is activated that allows you to fast attach it on any nonporous surface. Features a built-in 2000mAh Lithium battery with high energy density for two hours operating after the battery is fully charged. The battery charger and 100cm Type C cable are included.

Size: 16cm (Length) x 28mm (Diameter)

Kupo Professional DSLR Vehicle Mount Kit has been designed with medium size cameras in mind. A 6" suction cup with angle adjustable camera bracket will securely mount a DSLR, supported by 5 suction cups with the solid arms & adjustable knuckles. Additionally, this kit includes a hard case that protects all the equipment for storage, protection and transportation.

KSC-60 Camera Car Mount Kit for DSLR included:

1. KSC-101 x 1 Suction Cup 6" For Video Camera
2. KSC-04MP x 5 Suction Cup 6" w/ Fixed 16mm Male Baby Pin
3. KCP-290B x 10 Gag Grip Head 2-1/2"
4. KSC-PIN x 1 Camera Support Adapter
5. KS-225 x 2 16mm Dia. Tube Length 20" (50cm)
6. KS-245 x 3 16mm Dia. Tube Length 40" (100cm)
7. KSC-CASE-A x 1 Hard Case



Exterior Size:
1278(L) x 340(W) x 35(H)mm
Weight: 22.6kg (50lb)



Kupo car mount kit for action camera is primary designed for securely attaching your action camera on vehicle with ease and convenience. Four 3" suction cups supplied allows you to easily set up support points on the car door, hood or windshield with a few strokes of the plungers. The various combinations of double socket arms and ball joints makes it effortless to position your action camera in any place for car mounting rigging. Customized hard case also provided to gives the greatest protection to your action camera car mount kit.

KSC-430 Car Mount Kit for Action Camera:

1. KS-422 x 4 Ball Head With 1/4"-20 Female Thread 3" Suction Cup
2. KS-474 x 7 Die Casting Double Socket arm w/ Knob
3. KS-420 x 3 3" Extension Arm With Double Balls for Super Knuckle
4. KS-404 x 4 Ball Head With 1/4"-20 Male Thread
5. WR-13 x 1 Customized Hard Case



Kupo's car rig shot kit is designed for automotive photographers for the most effective way to rig shot for capturing a car in motion and blur effects. Not only is the sense of speed achieved but the interesting angles that would be nearly impossible in panning or tracking makes this rig shot a great tool for automotive photographers.



KSC-400K Car Rig Shot Kit Includes:

1. KSC-400M x 3 Carbon Fiber Tube - Male 2" tube size w/ 1.2 M length
2. KSC-400F x 1 Carbon Fiber Tube -Female 2" tube size w/ 1.0 M length
3. KSC-SP01 x 3 Button Handle Quick Release Ball Safety Pin
4. KCP-842B x 2 Burger Coupler w/ Baby Receiver
5. KSC-06MP x 2 Suction Cup W/ Swivel Baby Pin
6. KCP-700B x 1 Convi Clamp
7. KS-CB01 x 1 Camera Bracket
8. KCP-101W x 1 Max Arm
9. Carry bag x 1



**YOUTUBE
CAR RIG
SHOT KIT**

The kit features a set of carbon fiber tubes which is half the weight and much stiffer than aluminum tubes. The Length is extendable from 1M(3.28ft) to 4M(13.12ft) by assembling 3 male and one female carbon fiber tubes. Three quick release bottom safety pins are also supplied to keep the tubes locking within seconds. The best mounting solution for an automobile is provided with two superior 6" pumping suction cups. Two burger couplers with the 16mm female are designed for efficiently connecting the assembled tube and suction cups. The shooting gear includes Max arm, Convi clamp and camera bracket, giving the most flexible movement and precise position for car shooting. All equipments is well stowed in the built-in lid organizer of the zipped carry bag which is made from reinforced double Ply Nylon to ensure optimal impact protection for the kits.



Applications:



The Kupo hostess tray kit is primary designed for perfectly sliding a stainless steel plate less than 1.0mm thickness into the framework between rubber seal and window of vehicle for building up an aluminum cheese plate (14" x 20") which can mount a camera or holding other equipment. To ensure the stability of tray, the offset support can be easy set up from the combination of suction cups, grip heads and 5/8"(16mm) baby stainless steel rods. Two safety rope ratchets are also included to make sure the tray won't be popped out when hooked around from window and suction cups. In addition, this simple set up provides a great operating environment where you can get in and out of the vehicle without the inconvenience of dismantling the tray.



KSC-280K Hostess Tray Kit

1. Hostess tray x 1
2. KSC-04MP: 6" suction cup w/ a 5/8" (16mm) baby pin x 2
3. 5/8" (16mm) baby pins w/ nut and washers x 2
4. 5/8" (16mm) stainless rods w/ 1/2"-13 screw and thread x 6
5. KCP-290B: Gag grip head 2.5" x 2
6. KCP-200: Grip head 2.5" x 2
7. RS-RR1408: Rope ratchet strap x 2



RS-RR1408 Rope ratchet tie down

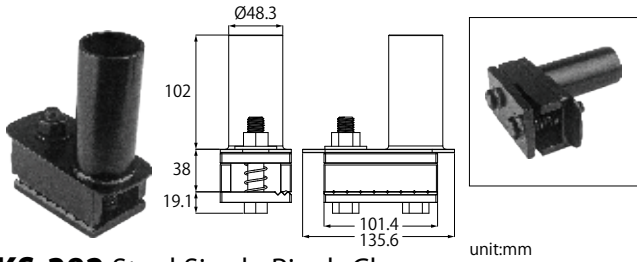
The rope is braided by polyester which is 1/4" (6.35mm) in diameter and 8 feet (2.4M) in length allows you to effortlessly tie down your equipment with ratchet device to reduce vibration and provide excellent stability for car mount shooting.



KS-191 5/8" (16mm) Stainless Steel Rod w/ 1/2"-13 Screw & Thread

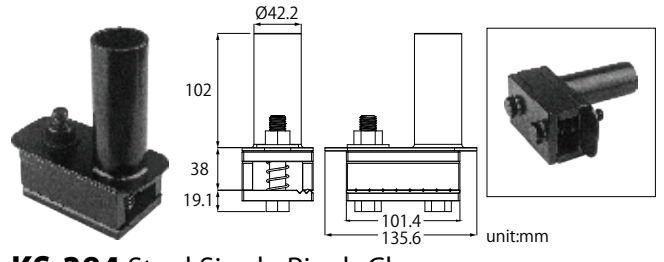
The 10" (25.4cm) long stainless steel rod is designed to extend the range of car mount kits.

The pinch clamp and body starter are transformed from Unibody clamp. It's a specialized tools originally used in automobile repair. It consists of two sturdy jaws that can be adjusted and positioned around the vehicle's frame or structural components. Thanks to this feature to tighten the pinch clamp with speed rail starter securely in place or using body starter to go into the hole underneath the car then add a baby pin or speed rail starter like KS-096, KCP-656, KS-508, KS-525, KS-514 by compressing against the metal. A great gadget for car camera mounting solution. The Kupo KS-384 is steel single pinch clamp with 1-1/4" starter.



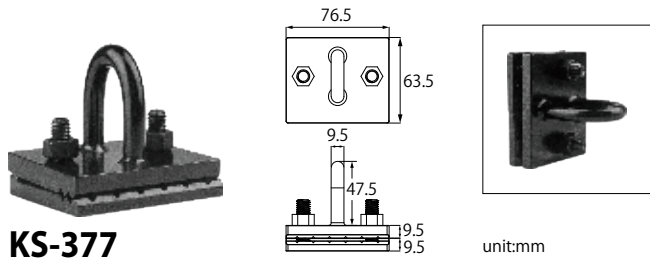
KS-382 Steel Single Pinch Clamp w/ 1-1/2" Starter

W 2.1kg
4.62lb



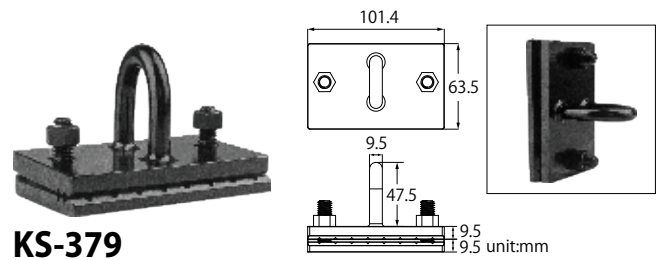
KS-384 Steel Single Pinch Clamp w/ 1-1/4" Starter

W 2.1kg
4.62lb



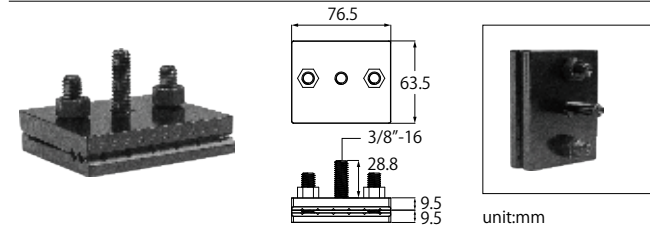
KS-377 Steel Pinch Clamp Die-down

W 720g
1.68lb



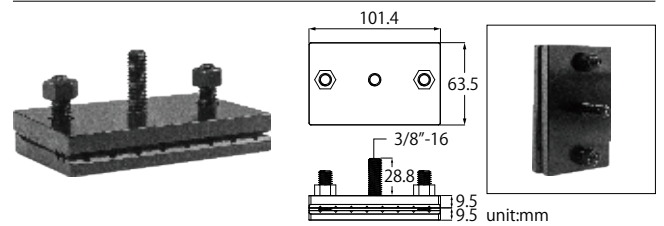
KS-379 Steel Wide Pinch Clamp Die-down

W 1kg
2.2lb



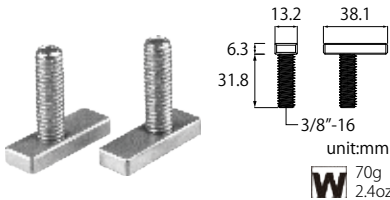
KS-376 Steel Pinch Clamp w/ 3/8"-16 Male Thread

W 600g
1.45lb

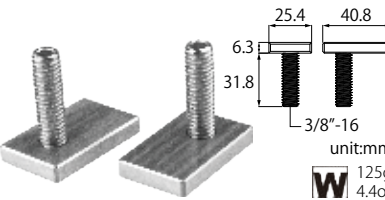


KS-378 Steel Wide Pinch Clamp w/ 3/8"-16 Male Thread

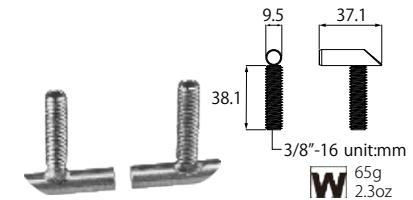
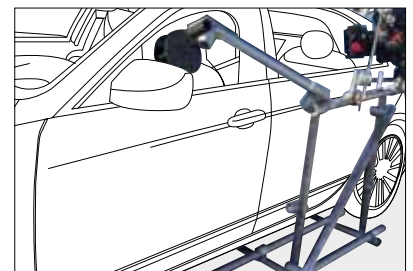
W 920g
2.02lb



KS-372 Stainless Steel Mini-Flat Body Starter w/ 3/8"-16 Male Thread (Set of 2)



KS-374 Stainless Steel Body Starter w/ 3/8"-16 Male Thread (Set of 2)




KS-370 Stainless Steel Round Body Starter w/ 3/8"-16 Male Thread (Set of 2)





KS-096 **W** 40g
1.41oz
5/8" Stud w/ 3/8"-16 Female Thread

Aluminum baby pin with 3.5" long with 3/8"-16 female thread on one end and 1/4"-20 tapping on the other end, compatible with standard 5/8" (16mm) baby receiver. A must-have adapter to convert a 3/8"-16 male thread into a 5/8" baby stud. Designed with knurling section for a better grip and a Dia. 6mm hole under that enables to pass through a pin or hex key as leverage for easy tightening. With safety hole on the top end as a cotter pin receiver.



KS-508 3" Aluminum Tube
w/ Double 3/8" Female Threaded **W** 190g
6.7oz

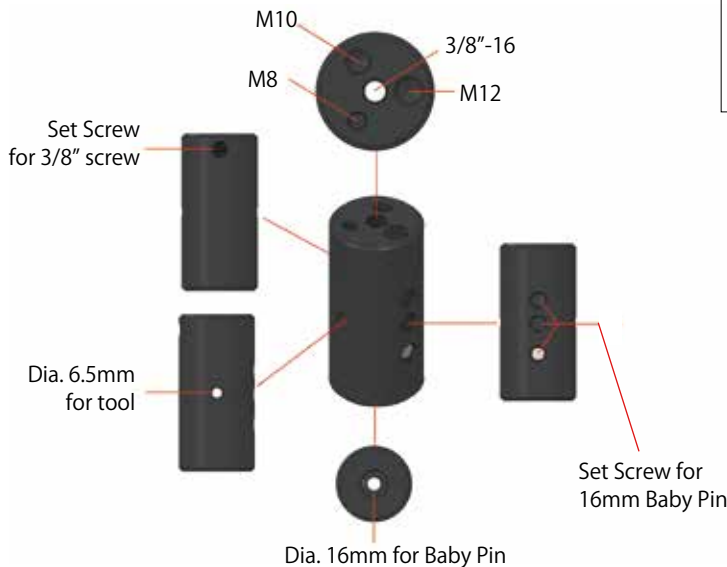
KS-525 10" Aluminum Tube
w/ Double 3/8" Female Threaded **W** 480g
16.9oz

Constructed from aluminum alloy, these 1-7/8" (O.D.) 48mm x 3"(80mm) long and 1-7/8" (O.D.) 48mm x 10" (254 mm) long tubes are primarily designed for vehicle rigging. It comes with double 3/8"-16 female threaded allowing it to mount on suction cup with 3/8"-16 male threaded or any equipment that comes with 3/8"-16 male threaded.



KCP-656
2" Coupler w/ Heavy Duty Ball Head **W** 1.3kg
2.8lb

Features three 3/8"-16 female threads on the bottom of the steel ball head which allows it to be mounted on any standard cheese plate with ease and convenience. Coupler equipped with the steel ball provides a 2" (48-51mm) tube with an excellent mounting solution to extend the range of car mount kits.



KS-514 48.3mm x 10mm Multi-starter **W** 0.45g
1lb

Constructed from black anodized aluminum, this Multi-starter Pin is measured 48.3mm in dia. and 100mm in length. There're 3/8"-16, M8, M10 & M12 female threaded on one end and a 5/8"(16mm) baby receiver on the other allow you to easily connect with various lighting, video and audio accessories. The side of the cylinder has a 5mm dia. hole allows to easily tighten and loosen with a tool. Opposite to the hole equipped a set screw for keeping the multi-starter pin firmly mount on a 5/8"(16mm) baby stud.




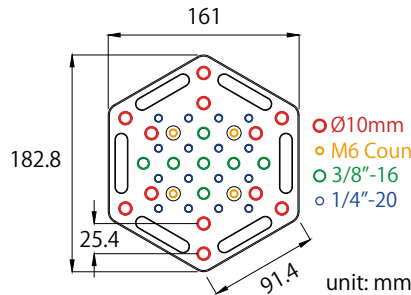


YOUTUBE
KUPO SUPER RISER
(KCP-433)



KCP-433 Super Riser **W** 920g 2.03lbs **L** 27cm 10.7" **H** 43cm 17"

Constructed from black anodized aluminum, the extension riser includes one riser and two sections which come with a 3/8"-16 thread male stud in one end and a 3/8"-16 thread female in the other. Plus a heavy duty metal ball head with a 3/8"-16 thread male stud and a 3/8"-16 thread female in the base. Designed primarily to precisely position the camera in almost any desired position with the height-adjusted column and the ball joint adapter which is good for car mount shooting. The height can also be extended from 27cm (10.7") to 43cm (17") and can be locked with the die-casting aluminum wing locking knob.



KS-0406 Hex Cheese Plate **W** 360g 12.7oz

An 8mm thick aluminum alloy plate with black anodized finish, primary designed for mounting on Kupo 6" (or 4.5") suction cup with supplied screws and spacers. Features strap slot alongside the hex plate edge makes it an ideal support point to fasten the straps for car mount rigging. Those 1/4"-20 & 3/8"-16 female threaded and twelve through holes are with 1" center-to-center spacing for match-up to any one inch center grip cheese plate also allows you to mount a variety of video or lighting equipment.



RS-RS2551 Ratchet Strap w/ Flat Hook

The black webbing ratchet strap comes with flat hooks and is 25mm in width and 5M in length which is primary designed to secure your car mount rig in position with the strap hooked on the car.
Length: 25mm(W) x 5M(L)



RS-RS2530 Car Mount Ratchet Strap

The ratchet strap comes 25mm in width and 3M in length which is the ideal solution when you need to tie down your equipment to reduce vibration and provide excellent stability for car mount shooting. Features an aluminum pin (70mm in length and 18mm in diameter) attached on the strap which designed to be an anchor point inside the side door, hood and trunk for the strap to be securely fastened up and without worrying about the painting of your vehicle. There's 3/8"-16 female threaded in each end of the aluminum pin that allows you to have additional car mount support.



Angle adjustment for the coupler in every 45 degree



Great for car rigging on the vehicle comes with a 2" hitch



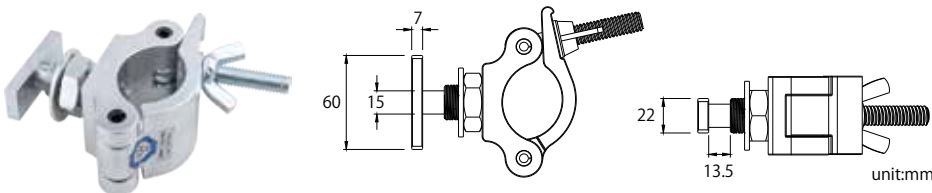
KS-236 Trailer Hitch Adapter for 2" Tube **W** 4.4kg / 9.68lb

Machined from solid aluminum block with black anodized finish, the Kupo Trailer Hitch Adapter measured in 2"(5cm) x 2"(5cm) x 18.9" (48cm) allows you to securely mount additional car rigging equipment on any vehicle comes with a 2" hitch. Two 1/2"-13 bolts & nuts instead of a traditional hitch pin ensure a strong and reliable connection without any wobble or sway. Two black couplers with located pins are included can be securely attached on the adapter with the 3/8"-16 hex socket countersunk screw (supplied) to effortlessly connect any 2"(48~51mm) tubes. Features eight located holes around the 3/8"-16 female threaded allow you to have an angle adjustment for the coupler in every 45 degrees. The additional eight 3/8"-16 female threaded are drilled in a row on the both sides providing for connecting any rigging equipment comes with 3/8"-16 male threaded. Measurement: H: 2" (5cm) x W: 2" (5cm) x L: 18.9" (48cm)




KS-216 Tow Hook Stud **W** 550g / 1.21lb

Constructed from aluminum the dia. 50mm tube comes with a M16 male threaded, washers and nut designed for mounting on the car's tow eye bolt. The tow hook stud offers an excellent rigging point for connecting mounting gears like couplers or anything which can be mounted. Note: M16 screw nut fits a 24mm wrench socket.



KCP-831TBN Coupler with Truck Bed Rail Slot Nut **W** 850g / 1.9lb

Constructed from a 2" aluminum coupler comes with a solid chromed steel slot nut allows you to easy mount a 2" coupler on the truck bed rail system for a variety of car rigging. The size of slot nut is measured in 60mm(L)x 22mm(W)x 7mm(T) which is tailored for 2020 Toyota Tundra pickup bed rail system.



KCP-831B-RS Rubber Stopper Coupler **W** 1.6kg / 3.52lb

Made by sturdy and lightweight aluminum, the 2" (48~50cm) coupler equipped with 45 degree rubberized tube as a stopper which is perfect for both the top and bottom of the Flowcine Black Arm. Recommended for use with Extension Blocks or for off-road applications. (Set of 2)



U-Grip series is professional quality mounting gears specially designed to give your car mount extra stability and eliminate vibration for your camera or lighting. The variety of U-Grip gears made of CNC aluminum alloy with black anodized finish makes it extremely easy to precisely position your camera or light at any angle you need. An ideal solution for a variety of mounting applications.



KCP-190 U-Grip Gag Grip Head (1.9" for 5/8" (16mm) Tube) **W** 265g 9.3oz

Kupo Gag Grip head is constructed from solid aluminum alloy with black anodized, features dia.1.9" (48mm) compact size and super lightweight. It's a mini version of 2.5" grip head that can still secure two 5/8" (16mm) tubes at any angle with one ratcheted handle especially designed for car mount shooting or any mounting requirement in movie, television and photographic production industries.



KCP-192 U-Grip head (1.9" Grip Head) **W** 200g 7oz

Constructed from CNC aluminum alloy makes the U-Grip head durable and lightweight. The 1.9" (48mm) U-Grip is the mini version of 2.5" grip head that is a compact size that allows more flexible operating space and is ideal for storage or transportation. Features a 360 degree swivel 5/8" (16mm) receiver which can be locked down with the aluminum die-cast knob. All black anodized surface treatment.



KCP-193 1.9" Gag Grip for 5/8" (16mm) **W** 180g 6.3oz

Constructed from solid alloy with black anodized finish, the Kupo 1.9" Gag grip adapter with one opened jaw clamp allows you to have a 5/8" (16mm) rod to be joined and while another rod is fixed.



KCP-194 5/8" (16mm) Lockable Swivel Rod Clamps **W** 100g 3.5oz

The function is as the same as KCP-192 round U-Grip head but in a square shape. It also comes with center jaw which for 5/8" (16mm) rod allows a 360 degree swivel. The ratcheted handle is designed to lock the rod simultaneously with one clamping action.



KCP-196 Multi 5/8" (16mm) Receiver Connector **W** 90g 3.2oz

Constructed from CNC aluminum alloy, this rectangular connector comes with two 5/8" (16mm) holes in each lateral face and a 3/8"-16 set screw in each base, allowing it to have a variety of combinations with any rods of 5/8" (16mm) in diameter.



KCP-198 Dual Multi 5/8" (16mm) Receiver Swivel Connector **W** 190g 6.7oz

Combination of two multi 5/8" (16mm) receiver connectors with 3/8"-16 set screws and a stainless 5/8" spigot which allows a 360 degree swivel. The 5/8" spigot has 3/8"-16 female threads on each end which allows you to mount any equipment that comes with 3/8"-16 male thread.



KS-111 5/8" (16mm) Adapter For 3/8" (F) To 3/8" (M) **W** 190g 6.7oz

This extruded aluminum 5/8" (16mm) adapter, is 70mm in length, which has 3/8"-16 female threads on each end and one 3/8"-16 male to 3/8"-16 male adapter in one end. Great for connecting to any equipment that comes with 5/8" (16mm) receiver, 3/8"-16 threaded male or 3/8"-16 thread female.



KS-186 Round Stud 3/8"-16F & 3/8"-16F
Stainless steel 5/8" (16mm) round adapter comes with 3/8"-16 female threaded in each end.




KS-240  0.6kg
1.32lb
Headrest Mounting Bracket


Kupo Headrest Mounting Bracket is built by aluminum extrusion bar in black anodized, there are total 16pcs x 3/8"-16 Anti-twist threads and 5pcs x 1/4"-20 threads on a Nato track and another 5pcs x 3/8"-16 threads on vertical which enable the various accessories such as monitor, recorder, wireless, focus unit and clamp to be mounted on a car's headrest. The bracket is 42cm length can fit most of headrest with 2 bars and 3/8"-16 female threads on each end which you may connect with another bracket through a double end 3/8"-16 male adapter (KS-128) when it is necessary. The supplied 2 clamps can lock the post size from 10~11mm or 12~13mm, slide it into the track of bracket to make an ideal rigging position.



KS-477 Super Knuckle w/ Nato Clamp & 1/4"-20 Detachable Arri® Locating Pin  250g
8.8oz

Aluminum die-casting double socket arm with ball joint in each end. One end with Nato Clamp allows to firmly mount standard Nato rail and the other end with a 1/4"-20 Arri® locating pin that can be widely used connection in the video and cinema industries regularly found on camera cages.




KS-340 Connecting Set for Headrest Mounting Bracket  0.06kg
0.13lb

The smart gadget included a steel-made connecting bar measured in 10cm allows you to easily extend your headrest mounting bracket by tightening two screws inside the T-slot of the bracket respectively. The L-shaped aluminum corner comes with two T-nuts is also able to be connected with two headrest mounting bracket in the L-shaped to meet the different mounting requirement.



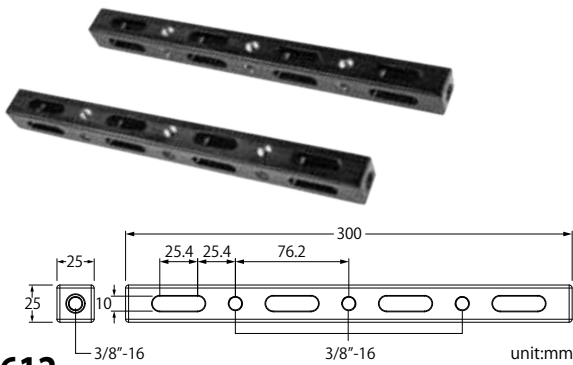
KCP-901BB Coupler With Baby Pin for Tube Dia. 2" (48~51mm)

Aluminum clamp with 5/8"(16mm) baby pin 70 mm length tapping with 3/8"-16 thread on tip.



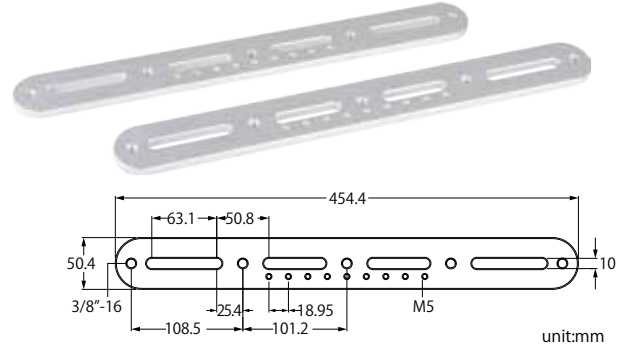
KCP-0401BB Coupler With Baby Pin for Tube Dia. 35~40mm

Aluminum clamp with 5/8"(16mm) baby pin 70 mm length tapping with 3/8"-16 thread on tip.




KS-612 One Foot Long Cheese Bar (Set of 2) **W** 350g / 12.34oz

Precise machined aluminum with black anodized finish, One foot long (30cm) bar tapped with 3/8"-16 thread x 3 around 4 sides and one for each end. 1" slot x 16 around the bar allows flexible rigging point for car, motorcycle and bike or any other camera mounting needs.
Dimension: 30cm(L) x 2.5cm(W) x 2.5cm(H)




KS-614 45cm Mounting Plate w/ 3/8"-16 & M5 threads (Set of 2) **W** 545g / 19.2oz

45cm long and 10mm thick aluminum plate tapped with M5 x 9 and 3/8"-16 x 4 threads. There are 4 slots allows flexible rigging point for standard 3/8"-16 bolts. It is useful gadget for car, motorcycle and bike or any other camera mounting needs.
Dimension: 45cm(L) x 5cm(W) x 0.1cm(T)



KS-2439CS Car Seat to Cheese Plate Camera Mount **W** 1.8kg / 3.96lbs

The car seat to cheese plate is designed for in-car camera mounts that allows you to shoot from inside a moving car. Made by L-shaped cheese plate measures 3.9"(10cm) x 13.77"(35cm) on the long leg with 1/4" and 3/8" holes and 2.4"(6cm) x 13.77"(35cm) on the small leg which is equipped with latches to securely mount on the ISOFIX car seat fast and easily.





KCP-831THA 2" Coupler w/ Located Pin **W** 520g / 1.21lb

The coupler is made of 6061 T6 aluminum and black anodized, making the product more discreet and non-reflective. It comes with a 3/8"-16 stainless steel countersunk screw and two located pins, allowing the coupler to be adjusted every 45 degrees without the risk of spinning. A custom stainless steel Speed Wing Nut (1/2"-13) as the fastening component, making this coupler more convenient to use and providing a secure locking force for tubing size 48~51mm.




KCP-831THA-T **W** 520g / 1.21lb
2" Coupler w/ Locating Pin & T Knob

The coupler is made of 6061 T6 aluminum and black anodized, making the product more discreet and non-reflective. It comes with a 3/8"-16 stainless steel countersunk screw and two located pins, allowing the coupler to be adjusted every 45 degrees without the risk of spinning. An aluminum casting T handle as the fastening component, making this coupler easy and fast to adjust especial for car rigging.



KCP-847DPC Universal Double Coupler w/ 3/8"-16 Screw Sets **W** 1.2kg / 2.64lb

The Universal double coupler is made of 6061 T6 aluminum and black anodized, making the product more discreet and non-reflective. It comes with 2 x 3/8"-16 stainless steel countersunk screws and nuts. It provides an ideal choice for mounting gear with 3/8" holes spaced every 2", such as industry-standard cheese plates. Additionally, the clamp with 2 custom stainless steel Speed Wing Nuts (1/2"-13) as the fastening component, making this coupler more convenient to use and providing a secure locking force for tubing size 48~51mm.



KCP-847SWN **W** 1.2kg / 2.64lb
Tube/Barrel Joiner Coupler w/ Located Pin

The double coupler is made of 6061 T6 aluminum and black anodized, making the product more discreet and non-reflective. It comes with a 3/8"-16 stainless steel countersunk screw and two located pins, allowing the coupler to be adjusted every 45 degrees without the risk of spinning. It provides an alternative to single coupler whenever there is a stronger locking force is needed. The coupler with 2 custom stainless steel Speed Wing Nuts (1/2"-13) as the fastening component, making this coupler more convenient to use and providing a secure locking force for tubing size 48~51mm.



YOUTUBE
KUPO SPEED RAIL SHIM
(KS-257 & KS-244)



KS-257 Speed Rail Shim
for 1-1/4" Sch.40 Pipe (Set of 2) **W** 45g / 1.59oz

Made by durable black POM, Kupo Speed Rail Shim allows your 2" coupler to be perfectly mounted on 1-1/4" (42.2mm) schedule 40 pipe with the shim attached. (Set of 2)



YOUTUBE
KUPO SPEED RAIL SHIM
(KS-257 & KS-244)

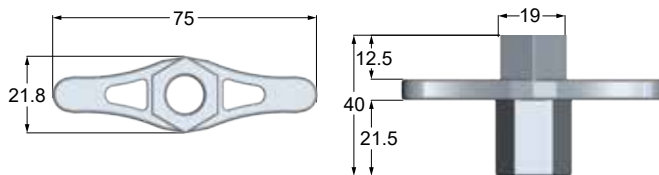


KS-244 Speed Rail Shim
for O.D. 35mm Pipe (Set of 2) **W** 45g / 1.59oz


Made by durable black POM, Kupo Speed Rail Shim allows your 2" coupler to be perfectly mounted on 38mm pipe with the shim attached. (Set of 2)

Speed Wing Nut


The distinctive Speed Wing Nut is constructed from solid stainless steel, featuring a hex top and wings for easy tightening by hand or with a 19mm wrench which make them useful in application where adjustments or disassembly are frequently required. Speed Wing Nut works together with the coupler, speed rail and suction cup , acting as whole car rigging system. The wings are off center so they can be mounted close each other without fight under a confined space. Standard Speed Wing Nut is available with four threads including 1/2", 3/8", M12 and M10.




unit: mm




KS-1912T
Stainless Steel Speed Wing Nut w/ 1/2"-13 Thread **W** 102g / 0.22lb



KS-1938T
Stainless Steel Speed Wing Nut w/ 3/8"-16 Thread **W** 102g / 0.22lb




KS-1902
Stainless Steel Speed Wing Nut w/ M12 Thread **W** 102g / 0.22lb



KS-1901
Stainless Steel Speed Wing Nut w/ M10 Thread **W** 102g / 0.22lb


More Features:




The hex top allows you to tighten by 19mm wrench.



The wing design makes no collision happens while mounting two speed wing nuts close to each other.



Speed Wing Nut works together with the coupler, speed rail and suction cup , acting as whole car rigging system.




KS-192 Eye Bolt w/ Aluminum Knob **W** 180g / 6.35oz

Chromed plated 1/2"-12 eye bolt with aluminum casting knob can be a replacement of the eye bolt with wing nut which is equipped on the coupler by means of removing the spring pin.



For 1-1/2"sch.40 pipe (O.D. 48.3mm)



KPC-C10 Speed Rail Pipe Adapter w/ M10 Female Threaded

Constructed from solid steel and black powder coated is fitted into 1-1/2"sch.40 pipe (48.3mm) and tighten by the T knob. Features a M10 female thread on the other end. It allows you to attach on caster or equipment comes with equivalent bolt. A set screw is included to fix the bolt for anti-rotation.




For 1-1/2"sch.40 pipe (O.D.48.3mm)



KPC-C12 Speed Rail Pipe Adapter w/ M12 Female Threaded

Constructed from solid steel and black powder coated is fitted into 1-1/2"sch.40 pipe (48.3mm) and tighten by the T knob. Features a M12 female thread on the other end. It allows you to attach caster or equipment comes with equivalent bolt. A set screw is included to fix the bolt for anti-rotation.



For 1-1/2"sch.40 pipe (O.D. 48.3mm)

For 1-1/2" sch.40 pipe (O.D.48.3mm)



KPC-C12D Speed Rail Pipe Cross Adapter **W** 1.85kg / 4.07lbs

Constructed from solid steel and black powder coated is fitted into 1-1/2"sch.40 pipe (48.3mm) and tighten by the T knob. Features a M12 female thread on the other end. It allows you to attach on caster or equipment comes with M12 bolt. A set screw is included to fix the bolt for anti-rotation.



For 1-1/2"sch.40 pipe (O.D. 48.3mm)

For 1-1/2"sch.40 pipe (O.D. 48.3mm)



KPC-C12T Tee Pipe Adapter for Rickshaw Dolly Chair Set

Constructed from three 1-1/2" Schedule 40 (48.3mm) black powder coated steel, this adapter is for 1-1/2" Schedule 40 (48.3mm) pipes and designed to support a Chair of Rickshaw Dolly. The central pipe holder which comes with an aluminum knob can be firmly tighten to support the chair is 90 degree crossover to other two parallel pipe holders. It allows you to connect two pipes with the M10 screws on the holders from the main structure of the Rickshaw dolly that offers a solid support for the Tee Pipe Adapter.



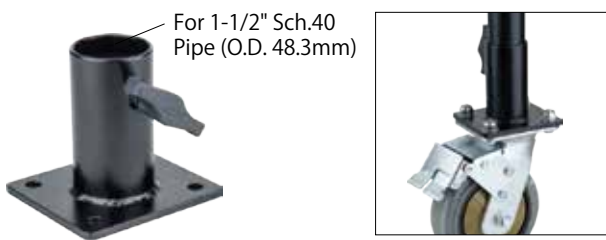
KPC-C38 Adapter w/ 3/8"-16 Female Threaded for 1-1/2" sch.40 pipe (O.D.48.3mm)

Constructed from solid steel and black powder coated is fitted into 1-1/2" sch.40 pipe and tighten by the including M10 set screw. Features a 3/8"-16 female thread on the other end. It allows you to mount it on cheese plate or equipment with 3/8"-16 bolt. A set screw is included to fix the bolt for anti-rotation.



KPC-C37 Adapter w/ 3/8"-16 Female Threaded for 1-1/4" sch. 40 Pipe (O.D. 42.4mm)

Constructed from solid steel and black powder coated is fitted into 1-1/4" sch.40 pipe and tighten by the including M10 set screw. Features a 3/8"-16 female thread on the other end. It allows you to mount it on cheese plate or equipment with 3/8"-16 bolt. A set screw is included to fix the bolt for anti-rotation.



KPC-C11 Caster Adapter for 1-1/2" Sch.40 Pipe (48.3mm) w/ Square Mounting Plate

Constructed from solid steel and black powder coated is fitted into 1-1/2" sch.40 pipe (48.3mm) and tighten by the including T knob. Features a 10 x 11.4(cm) mounting plate with 4 x Dia.10.5mm holes For attaching Kupo caster set (KC-150) or equivalent gear by bolts & nuts (Not included).



KPC-112PB Swivel Flange Base w/ 1-1/2" sch.40 Pipe Adapter

A dia.124mm hard rubber disc with M10 stainless steel pivot offers a 360 degree swivel. 48.3mm O.D. fitting for attachment of angled tube to a flat surface.



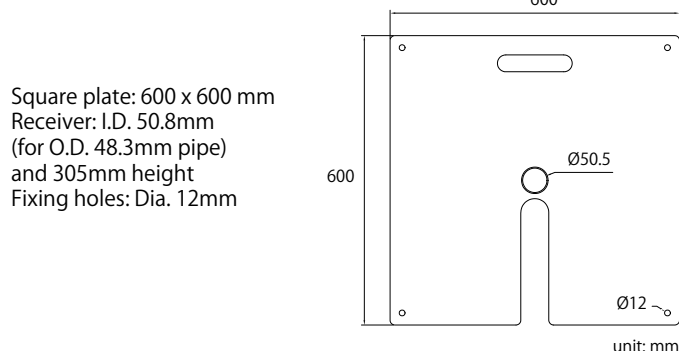
KS-352 Swivel Flange Base

Dia.124mm hard rubber disc with two Dia.11mm for anchoring to wall. The M10 x 20 stainless steel with pivot for 360 degree swiveling.



KBS-6060 Boom Base

Made of thickness 6mm sturdy steel plate, boom base offers a flexible meth to support a 1-1/2" sch.40 pipe (48.3mm) vertical pipe for setting the lights. The U-cut shape makes the base stackable for the convenience of storage and transportation. Large slot in the base offers a handy grip for handling. Accommodating O.D. 48.3mm pipe, 305mm long receiver comes with two knobs for fixing the pipe firmly. Caster (optional) is applicable on the base through the pre-drilled M12 hole at four corners.



Constructed from a CNC made aluminum, the plate with holes is used as a multipurpose utility bracket for various film related accessories. Specially designed for mounting related accessories to cameras, monitors and lighting. It comes with the industry standard 3/8" holes, spaced every 1". The four corners are counter-sunk 82 degrees on one side.



YOUTUBE
KUPO CHEESE PLATES
(KS-1212, KS-7510, KS-6011 & KS-5520)




KS-1212
 12" x 12" x 3/8" Square Cheese Plate **W** 2.42kg
 5.33lb





KS-7510
 7.5" x 10" x 3/8" Rectangle Cheese Plate **W** 1.3kg
 2.86lb



KS-5520
 5.5" x 20" x 3/8" Rectangle Cheese Plate **W** 1.9kg
 4.2lb



KS-6011
 6" x 11.5" x 3/8" Rectangle Cheese Plate **W** 1.2kg
 2.64lb



KS-1014X Hood Mount Cheese Plate With X Slot **W** 2.63kg
 5.8lb

The Kupo Hood Mount Cheese is constructed from a solid black anodized 3/8" thick aluminum plate, measuring 10" (254mm) x 14" (355mm) in size. It features a 10mm width X-slot measuring 4" (10mm) x 6" (152mm), designed for easy mounting of your camera. The plate includes 8 counter sinks, which allow for seamless integration with the Hood Mount Plate Bracket Set (e.g., KHM-112 for 1-1/2" sch.40 or KHM-114 for 1-1/4" sch. 40 pipe). This versatile mount enables effortless and convenient camera mounting on car door mounts or hood mounts.

Constructed from CNC machined aluminum, the cheese plate comes with plenty of industry standard 3/8" mounting holes, spaced every 1". Features a Mitchell center allows for mounting cameras with Mitchell base tripod heads.



KS-1014M

10" x 14" x 1/2" Mitchell Cheese Plate

W 2.63kg
5.8lb



KS-1010M

10" x 10" x 1/2" Mitchell Cheese Plate


W 1.88kg
4.15lb



KS-1212M

12" x 12" x 1/2" Mitchell Cheese Plate

W 2.7kg
5.95lb



KS-1710M

17"x10"x1/2" Mitchell Cheese Plate Dolly **W** 3.1kg
6.8lb

This CNC aluminum Cheese plate is specially designed to rest your feet for a Rickshaw Dolly. The plate comes with industry standard 3/8" holes, space every 1" and a Mitchell center that allowing the filmmakers to build Mitchell mount setup on Rickshaw Dolly easier.





KS-0606L L-Cheese Plate **W** 1.2kg / 2.6lb
 L-cheese plate measures 6" (15.2cm) x 6" (15.2cm) with 3/8" holes on each leg. Thickness: 0.39" (10mm)



KS-3139L Midi L-Cheese Plate **W** 0.8kg / 17.6lb
 Midi L-cheese plate measures 3.9" (10cm) x 7.48" (19cm) on the long leg with 3/8" holes and 3.1" (8cm) x 7.48" (19cm) on the small leg with 3/8" holes. Thickness: 0.236" (6mm)



KS-2439L Mini L-Cheese Plate **W** 50g / 17.6oz
 Mini L-Cheese plate measures 2.4" (6cm) x 1.96" (5cm) on the long leg with 3/8" & 1/4" holes and 3.9" (10cm) x 1.96" (5cm) on the small leg with 3/8" holes. Thickness: 0.236" (6mm)



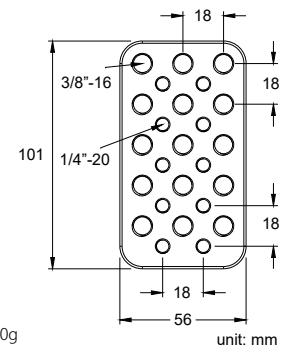
KS-1016C L-Cheese Plate w/ Camera Bracket **W** 1.6kg / 3.5lb
 L-cheese plate measures 16" (40.6cm) x 4" (10.16cm) on the long leg with 3/8" holes and 10" (25.4cm) x 4" (10.16cm) with camera bracket & 3/8" holes. Thickness: 0.39" (10mm)



KS-2439C Mini L-Cheese Plate w/ Camera Bracket **W** 30g / 1.05oz
 L-Cheese plate measures 2.4" (6cm) x 1.37" (3.5cm) on the long leg with camera bracket and 3.9" (10cm) x 1.37" (3.5cm) on the small leg with 3/8" & 1/4" holes. Thickness: 0.236" (6mm)



KSC-106CP Round Cheese Plate **W** 500g / 17.6oz
 7" (178mm) round cheese plate for 10" suction cup.



KS-3922 Mini Mounting Plate **W** 190g / 6.7oz
 A precision machined multiple threaded aluminum plate with 3/8"-16 x 15pcs and 1/4"-20 x 10pcs holes. It's good for mounting monitor and video transmitter within the same plate while works with articulated arm or universal light stud.
 L: 3.97" (100mm) W: 2.2" (56mm) T: 0.236" (6mm)




KHM-112 Hood Mount Plate Bracket Set **W** 3.1kg / 6.82lb
for 1-1/2" Sch. 40 (48.3mm)

KHM-114 Hood Mount Plate Bracket Set **W** 3.1kg / 6.82lb
for 1-1/4" Sch. 40 (42.4mm)

Kupo Hood mount Plate Bracket set is constructed from solid steel with electro-deposition painting, it's specially designed to mount the industrial standard cheese plate on the pipe size for 1-1/2" sch.40 (KHM-112) or 1-1/4" sch.40 (KHM-114) by included 3/8"-16 bolt & nut. Each pipe holder comes with two M10 set screws allow you to firmly tighten with hex key to securely mount the bracket on pipe. It's an ideal hood mounting solution for cheese plate and industrial pipes for car shooting on set.



Cheese plate is not included.



KCP-830CP Coupler for Cheese Plate **W** 0.52kg / 1.2lb
Slim type half coupler for tube dia.2" (48~51mm) with a 3/8"-16 threaded female & stainless steel bolt.



KCP-830CB Coupler With 3/8"-16 Thread Female **W** 0.36kg / 0.8lb

Made by sturdy and lightweight aluminum, the 2" (48~50mm) slim type coupler comes with a 3/8"-16 threaded female allows you to attach any lighting, video and camera accessories comes with a 3/8"-16 threaded male.





KCP-860CP  0.2kg
0.44lb

Nugget Coupler for Cheese Plate


Nugget coupler for tube dia. 32~38mm with a 3/8"-16 threaded female & stainless steel bolt.



KCP-830RB  0.3kg
0.66lb


Slim Type Half Coupler With Rubber Bumper

Made by sturdy and lightweight aluminum, the 2" (48~50mm) slim type coupler attached with a rubber bumper that allows you to use as a bracing support to any unbalanced equipment mounted on any pipe with O.D. from 48mm~50mm.




KS-278 Cheese Plate Baby Adapter  1.9kg
4.2lb

Double Flat plate with two 3/8"-16 female threads (spaced 1") and bolts can be fixed on standard cheese plate with 5/8" baby pin in a horizontal position.




KS-665 Junior Pin to Cheese Plate Adapter  0.78kg
1.72lb

Made from solid chrome plated steel, this adapter combined with a junior pin and a round plate that allows you to mounted on a cheese plate with two 3/8"-16 screws (supplied). It provides you with an ideal solution for firmly mounting an industrial standard cheese plate on light stand.



KS-689 Mitchell Threaded Collar
w/ Counter Sunk Through Hole **W** 200g
7.05oz

Constructed from precision CNC aluminum, this 2-3/4"-12 Mitchell threaded collar comes with a pair 3/8"-16 and a pair 1/4"-20 female threaded bores with 1" center-to-center spacing for match-up to any one inch center grip cheese plate. Additionally a pair M7 and a pair M10 through holes are drilled along the edge for bolts to fasten. An ideal hardware for mounting your own equipment with Mitchell compatible rigs.



KS-690
Mitchell Threaded Collar **W** 200g
7.05oz



KS-691 Mitchell Castle Nut **W** 420g
14.8oz

Made by yellow zinc plated steel, this Mitchell castle nut comes with four stainless steel spacers as well as four 1/4"-20 steel hex screws, 1 inch in length, for the connection convenience. Internally threaded for easy locking by hand or the wrench.



KS-692 Mitchell Threaded Collar & Castle Nut **W** 620g
21.8oz

The combination of industry standard Mitchell Threaded 2-3/4"-12 Collar and Castle Nut. Designed for mounting numerous accessories on to any Mitchell base. Mitchell threaded collar and castle nut are both included.



KS-693 Complete Mitchell Threaded Collar,
Castle Nut & Round Plate **W** 1.1kg
2.4lb

The complete set includes Mitchell Threaded 2-3/4"-12 Collar, Castle Nut and Round Mitchell plate. Designed for mounting numerous accessories on to any Mitchell base.



KS-258 Mitchell Round Mounting Plate **W** 2kg
4.4lb
w/ 1-1/8" (28mm) Junior Receiver

Chrome plated steel made adapter mounted on the round plate which allows you to assemble with Mitchell thread collar and have a 1-1/8" (28mm) junior receiver.



KS-260 Mitchell Round Mounting Plate **W** 2.8kg
6.17lb
w/ Receiver for 1-1/2" Schedule 40 (48.3mm) Pipe

Chrome plated steel made adapter mounting on the Mitchell round plate which allows you to assemble with Mitchell thread collar and have a receiver for 1-1/2" (48.3mm) pipe.



KS-256 **W** 200g
7.05oz
Convert Mitchell thread collar to baby adapter

Steel adapter which allows you to screw into the center of Mitchell threaded collar and have a 5/8" (16mm) baby pin.



KS-198 1-14T Hex bolt & Nut **W** 0.52kg
1.2lb

1"-14T hex bolt with 2.5" length and nut for Mitchell collar center threaded hole.



KS-680

Round Mitchell Plate w/ 3 Countersunk Holes

Made by precision CNC aluminum, the round Mitchell plate measures 7-3/4" (202mm) in diameter comes with three 3/8" countersunk holes is designed for having a Mitchell camera risers.

W 1kg
2.2lb



KS-683

Round Mitchell Plate w/ 4 Countersunk Holes

Made by precision CNC aluminum, the round Mitchell plate measures 7-3/4" (202mm) in diameter comes with four 3/8" countersunk holes is designed for having a Mitchell camera risers.


W 950g
33.5oz



KS-681 Camera Riser 3" (Mitchell to Mitchell)

3" high Mitchell camera riser which is assembled by Mitchell female on top, Mitchell male on bottom and three solid aluminum rods measuring 20mm in diameter.

W 2.3kg
5.07lb



KS-684 Camera Riser 6" (Mitchell to Mitchell)

6" high Mitchell camera riser which is assembled by Mitchell female on top, Mitchell male on bottom and four solid aluminum rods measuring 20mm in diameter.

W 2.8kg
6.17lb



KS-687 Mitchell to Mitchell Riser w/ Pipe Clamp Adapter

Mitchell camera riser which is assembled by Mitchell female on top, Mitchell male on bottom and four steel pipe holders on each side that allows you to have customized height with 1-1/2" schedule 40 (O.D. 48.3mm) pipes.

W 9kg
19.8lb



KS-685 Camera Riser 12" (Mitchell to Mitchell)

12" high Mitchell camera riser which is assembled by Mitchell female on top, Mitchell male on bottom and four solid aluminum rods measuring 25mm in diameter.

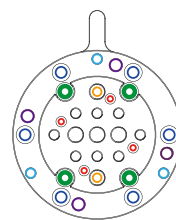
W 4kg
8.8lb

**KSC-320****4 Way Leveling Mitchell Camera Riser**
W 4.9kg
10.78lb

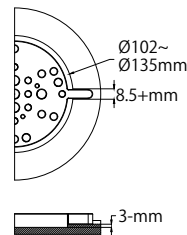
The Kupo 4 Way Leveling Mitchell Camera Riser is constructed from precision black anodized aluminum with knurled screws allows to easily position the camera platform to the desired level in two planes for your heavy camera setup. Features a standard Mitchell mount for accommodating your own equipment with Mitchell compatible rigs.

**KS-696 Mitchell Mount w/ 2" Coupler**
W 0.19kg
0.42lb

The black anodized aluminum round plate measured 100mm in diameter is designed for firmly mounting a 2" coupler (KCP-831THA) with two 3/8" countersunk flat head screw on Mitchell collar & castle nut. It allows to connecting a 2" pipe effortlessly with this coupler to a Mitchell base.



- MOVI PRO
- MOVI XL
- RONIN 2
- TILTA Gravity
- Mitchell Cheese Plate
- Mitchell Collar

**KS-694 Gimbal to Mitchell Adapter**
W 330g
11.6oz

This adapter is designed to mount your gimbal or remote head on to any female Mitchell mount. The pre-drill holes and threaded pattern allowing users to mount the gimbal like Ronin2, Movi XL, Movi Pro, Gravity to Mitchell plate. The adapter comes with a 3/8"-16 bolt when it is necessary to be a camera tie down knob as well.

Note: Please be aware that the width and depth of Mitchell keyways produced by various manufacturers may vary. The key for Kupo KS-694 is 9.5mm wide and has a 2mm offset. Please exercise special caution when using it. If you're unsure about the specific keyway dimensions, it's advisable to consider using the KS-790 Universal Gimbal Mount Adapter. This adapter is designed without a key and can provide compatibility in situations where keyway specifications are uncertain.

**KS-697 Camera Tie Down**
W 0.4kg
0.88oz

Constructed from machined aluminum with black anodized finish, this Mitchell tie down included a dia. 100mm round plate and a stainless steel 3/8"-16 male thread knob that allows you to quickly and easily mount your gear or accessories to a Mitchell base.





WS-229 Mitchell Wrench **W** ^{330g}_{11.64oz}

Mitchell Spanner wrench is made from stainless steel which makes it sturdy and long-lasting tool. Features concentric holes lined up with Kupo Mitchell Castle Nut in various positions that allows you to easily tighten or remove the Castle Nut. Features a M12 size in the central handle that meet the common needs in the professional rigging industry.



WS-255 Mitchell on Euro Female Adapter **W** ^{0.55kg}_{1.21lb}

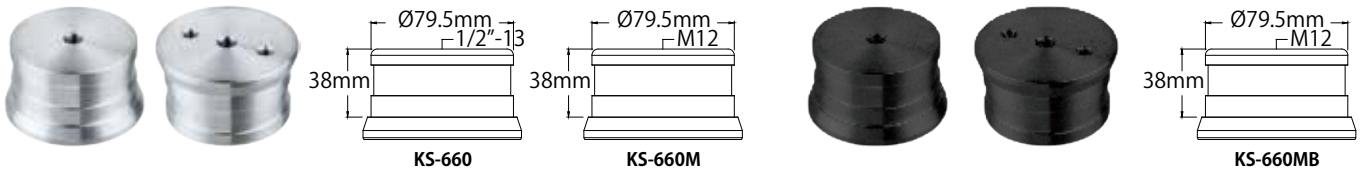
Made by CNC black anodized aluminum, this Mitchell Locking Tool measured 61.8cm (included screws) in height that allows you to extend the height of Castle Nut to be tightened by a Mitchell wrench. The through holes are also drilled for tools while the Mitchell wrench is not available.



KS-686 Narrow Mitchell Castle Nut **W** ^{0.55kg}_{1.21lb}

Made from CNC stainless steel, this narrow Mitchell Castle Nut is designed for use in tight spaces where regular castle nuts might be difficult to operate. Weighing 0.55kg (1.21lb), it's lightweight and easy to store and transport.





KS-660 Elemack/Euro Starter (1/2"-13) **W** 0.68kg / 1.5lb

KS-660M Elemack/Euro Starter (M12) **W** 0.68kg / 1.5lb

KS-660MB

Elemack/Euro Starter (M12) - Black **W** 0.68kg / 1.5lb

Constructed precise CNC machined aluminum, this Elemack/Euro male adapter comes with two 3/8"-16 female threads on the bottom and a center female thread 1/2"-13 (KS-660) or M12 (KS-660M) allows to mount Elemack/Euro related attachments



KS-664 1-1/8" (28mm) Junior Pin to Elemack/Euro Adapter (1/2"-13) **W** 1.46kg / 3.2lb

KS-664M 1-1/8" (28mm) Junior Pin to Elemack/Euro Adapter (M12) **W** 1.46kg / 3.2lb

The 1-1/8" (28mm) junior chromed steel pin is weld with the round plate which surely mounted on the Elemack/Euro starter with two 3/8"-16 bolts. It allows you to use Elemack/Euro attachments from a combo stand or any other equipment comes with 1-1/8" (28mm) junior receiver.



KS-662 Mitchell to Elemack/Euro adapter w/ Castle nut (1/2"-13) **W** 2.4kg / 5.3lb

KS-662M Mitchell to Elemack/Euro adapter w/ Castle nut (M12) **W** 2.4kg / 5.3lb

This adapter allows you to convert a Mitchell base to Elemack/Euro easily.



KS-661 Double Ended Elemack/Euro Adapter (1/2"-13) **W** 1.4kg / 3.08lb

KS-661M Double Ended Elemack/Euro Adapter (M12) **W** 1.4kg / 3.08lb

Made by CNC aluminum, this double ended euro adapter allows you to mount Elemack/Euro female adapter to have more combination for Elemack/Euro mount equipment. The center female thread is 1/2"-13 for KS-661 and M12 is also available for KS-661M.



KS-668 **W** 1.93kg / 4.25lb
Sunrise Adapter

The Kupo Sunrise Adapter consists of a universal stand top and Elemack/Euro starter. It is designed to be mount either a dolly or a crane to simulate the passage of time from sunrise to sunset. The apparatus is equipped with a 1-1/8" (28mm) junior receiver that can be mounted with lighting fixture, mimicking the journey of the sun across the sky.




KS-666 Clamp on Euro Paddle Mount (1/2"-13)

KS-666M Clamp on Euro Paddle Mount (M12)

Kupo pipe clamp on Elemack/Euro paddle mount is designed for supporting your offset camera rig from the dia. 48~51mm pipe in horizontal. The solid machined Elemack/Euro adapter with a center female thread 1/2"-13 (KS-666) or M12 (KS-666M) securely mounted on two 2" couplers with Speed wing nut and easy tightening by 19mm wrench. Providing a rock solid mounting for the gear comes with Elemack/Euro female base.





KS-650

Mitchell on Euro Female Adapter **W** 3.22kg / 7lb

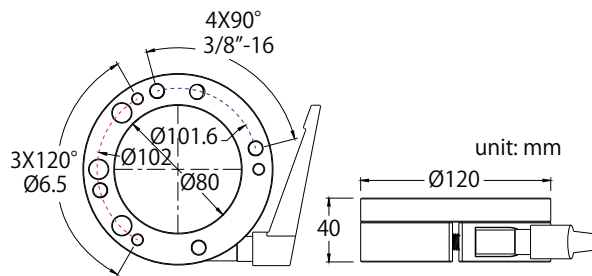
Aluminum machined with black anodized finish, this 6" high Mitchell riser comes with standard EURO mount female that allows you to convert Mitchell mount to the industry standard EURO mount.



KSC-340

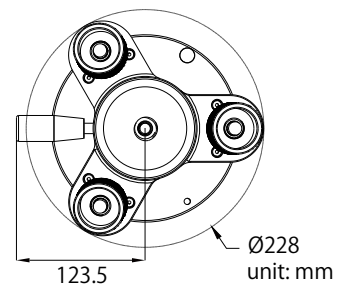
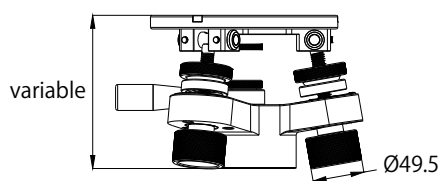
4 Way Leveling Euro Camera Riser **W** 4.9kg / 10.78lb

The Kupo 4 Way Leveling EURO Camera Riser is constructed from precision black anodized aluminum with knurled screws allows to easily position the camera platform to the desired level in two planes for your heavy camera setup. Features a standard EURO mount for accommodating your own equipment with EURO compatible rigs.




KS-667 Elemack/Euro Female Adapter **W** 0.7kg / 1.68lb

Aluminum machined with black anodized finish, this adapter allows you to quickly mount any Euro male adapter related gear into it. The top plate is tapping with 3/8"-16 x 4pcs and 1/4"-20 x 3pcs for mounting with cheese plate or camera riser, and compatible with leading grip manufacturers.



KSC-300 Euro to Mitchell 3-Way Leveler

The Kupo Euro to Mitchell 3-Way Leveler is constructed from precision black anodized aluminum with stainless steel threads allows you to have a fast and fine tune for leveling heavy camera setup. It features a EURO female mount with a quick action lever w/ M12 bolt on the base which makes it quick mount for top or upside down for any Euro male adapter related gear into it. The standard Mitchell female plate is on the top for mounting cameras with Mitchell base adapter.



KS-646

Euro to Euro Riser w/ Pipe Adapter for 1-1/2" Sch.40 (48.3mm)


W 6.8kg
14.99lb

The Kupo Euro to Euro Riser with Pipe Adapter is the perfect solution for raising the height of your camera setup. Features a Euro male on top and Euro female lock lever mount on the bottom as standard, providing a sturdy and reliable support for your equipment. The 5-in-1 special adapter baseplate offers a versatile mounting solution for various shooting scenarios. In addition to the standard Euro female quick action mount, it is also compatible with the KS-667 Elemack/Euro Female Adapter. Furthermore, it can be converted into a Euro Male Adapter, Mitchell Threaded Collar & Castle Nut, and an industry-standard Cheese Plate. This adaptability allows for greater flexibility and provides multiple mounting options to accommodate different on-set requirements. The steel-made pipe adapters on the Euro mount are designed to accommodate customized length of 1-1/2" SCH. 40 (48.3mm) pipes to adjust the height of your camera setup to your desired level.



KS-651 Mitchell Male to Euro Adapter **W** 0.3kg
0.66lb

Made by CNC machining aluminum with black hard anodized finish, this clever adapter comes with M12 female thread in center and two 3/8" countersunk holes that allows you to convert Kupo Mitchell threaded collar into Euro starter in seconds. Screwing the adapter on Mitchell male and get it fixed with two supplied 3/8"-16 screws, you're ready to mount any Euro attachments.



KS-642 Euro Adapter Safety Plate for Underslung (M12) **W** 0.3kg
0.66lb

KS-643 Euro Adapter Safety Plate for Underslung (1/2"-13) **W** 0.3kg
0.66lb

The Euro Adapter Safety Plate for Underslung is constructed from a 10mm thick aluminum round plate with 10cm in diameter. And features a stainless steel M12 (for KS-642) or 1/2"-13 (for KS-643) screw knob to prevent accidental Euro mount bracket detachment due to weight imbalances or unintended lock loosening.



KS-828 Euro Female Lock Lever Offset Bracket  2kg / 4.4lb

Kupo Euro Female Lock Lever Offset Bracket is designed for supporting your offset camera rig from any equipment with Euro starter. It features a EURO female mount with a quick action lever w/ M12 bolt on the base which makes it quick mount for top or upside down for any Euro male adapter related gear into it. The U bracket is tapped with M6 threads x 5 for easy interchanging Mitchell, Bowl or Euro adapter to meet your specific requirement. The 5-in-1 special made offset plate offers a versatile mounting solution for various shooting scenarios. In addition to the standard Euro female quick action mount, it is also compatible with the Elemack/Euro Female Adapter (KS-667). Furthermore, it can be converted into a Euro Male Adapter (KS-660MB), Mitchell Threaded Collar & Castle Nut (KS-692), and Double Pipe Clamp (KCP-847DPC). This adaptability allows for greater flexibility and provides multiple mounting options to accommodate different on-set requirements.

Euro female lock lever with 20cm offset plate only. The U bracket is tapped with M6 threads x 5 for easy interchanging offset adapter like Mitchell offset adapter (KS-836), 150mm offset Bowl adapter (KS-834), 100mm offset Bowl offset adapter (KS-833) or Euro offset adapter (KS-838) to meet your specific requirement.



Mitchell offset adapter (KS-836)



150mm offset Bowl adapter (KS-834)



100mm offset Bowl offset adapter (KS-833)



Euro offset adapter (KS-838)



Euro female clamp (KS-667)



Euro starter (KS-660MB)



Mitchell adapter (KS-692)



Double Pipe clamp (KCP-847DPC)




Standard unit comes with Euro female lock lever the unique mounting design provides the possibility to change it to Euro female clamp (KS-667), Euro starter (KS-660MB), Mitchell adapter (KS-692), Double Pipe clamp (KCP-847DPC).



KS-672 Rotatable Euro Adapter (M12) **W** 3.5kg / 7.7lb


Crafted from premium CNC aluminum with black anodized finish, the Kupo Euro Rotatable Adapter is a rugged and reliable camera mounting solution allows to seamlessly mounting on any Euro-based (M12) dolly system, bazooka, or camera riser. This versatile adapter enables smooth and precise 360-degree panning, facilitating professional dynamic shots. The ergonomic locking lever provides an added level of security, ensuring a stable and firm grip. A must-have addition to your professional camera setup, the Kupo Euro Rotatable Adapter is built to last and elevate your shooting experience.



KS-890 **W** 3.15kg / 6.93lb

90 Degree Euro Adapter w/ Euro Female Lock Lever

The Kupo 90 Degree Bracket Euro to Euro constructed from machining aluminum black hard anodized. It is designed for converting your camera mount from vertical into horizontal position with safety & easy. It features a Euro female lock lever mount (M12 bolt) at one end and a Euro starter (M12 thread) at the other. Both of the adapters on each end are removable, allows you to build your own custom camera mount by means of exchanging with other optional mounting adapters such as Mitchell Threaded Collar & Castle Nut (KS-629), Universal Double Pipe Clamp (KCP-847DPC) or Euro Starter (KS-660M).



KS-896 Vertical Clamp to Euro Male Adapter **W** 3kg / 6.6lb

The Kupo Vertical Clamp constructed from machining aluminum with black hard anodized consists of a 90 degree bracket, a Euro male and 2" couplers. It allows you to have a camera set on the Euro male from a 2" pipe with safe & easy. The couplers features a Speed Wing Nut that makes no collision happens while mounting two speed wing nuts are close to each other. The hex top also allows you to tighten it by 19mm wrench. Both of the adapters on each end are removable, allows you to build your own custom camera mount by means of exchanging with other optional mounting adapters such as Mitchell Threaded Collar & Castle Nut (KS-629), Universal Double Pipe Clamp (KCP-847DPC) or Euro Starter (KS-660M).




KS-876 Euro to Mitchell Riser **W** ^{3kg}/_{6.6lb}

Made from durable yet lightweight aluminum, the versatile Kupo Euro to Mitchell Riser raises your camera setup by 6" and seamlessly converts your Mitchell-based gear to Euro mount. With a sturdy Mitchell plate on top and a Euro female lock lever (M12) on the bottom, you can trust this mount to provide reliable support for all your camera setup. Standard unit comes with Euro female lock lever the unique mounting design provides the possibility to change it to Euro starter (KS-660MB), Mitchell adapter (KS-692), Junior pin to cheese plate adapter (KS-665).




KS-874 Euro to 150mm Bowl Riser (Trophy Bowl) **W** ^{3kg}/_{6.6lb}

Made from durable yet lightweight aluminum, the versatile Kupo Euro to 150mm Bowl Riser raises your camera setup by 6" and seamlessly converts your 150mm Bowl to Euro mount. With a sturdy 150mm Bowl mount on top and a Euro female lock lever (M12) on the bottom, you can trust this mount to provide reliable support for all your camera setup. Standard unit comes with Euro female lock lever the unique mounting design provides the possibility to change it to Euro starter (KS-660M), Mitchell adapter (KS-692), Junior pin to cheese plate adapter (KS-665).



KS-873 Euro to 100mm Bowl Riser **W** ^{3kg}/_{6.6lb}

Made from durable yet lightweight aluminum, the versatile Kupo Euro to 100mm Bowl Riser raises your camera setup by 6" and seamlessly converts your 100mm Bowl to Euro mount. With a sturdy 100mm Bowl mount on top and a Euro female lock lever on the bottom, you can trust this mount to provide reliable support for all your camera setup. Standard unit comes with Euro female lock lever the unique mounting design provides the possibility to change it to Euro starter (KS-660M), Mitchell adapter (KS-692), Junior pin to cheese plate adapter (KS-665).



KS-655 150mm Half Ball Adapter **W** 1.1kg
2.42lb

The Half Ball Adapter machined from precise CNC aluminum is designed to facilitate quick leveling of devices with 150mm bowl-mount equipment. Features a detachable 1/4"-20 male thread in the center and 3/8"-16 in each slot for a variety of camera mount to meet the needs of filming professionals.



KS-656 150mm Half Ball w/ Euro Adapter **W** 1.79kg
3.93lb

150mm Half Ball with Euro Adapter is made of black anodized aluminum allows you to quickly mount a Euro adapter on a 150mm bowl-mount equipment. The unit is machined from precise CNC aluminum that ensures a solid, stable and long lasting camera mount.



KS-698 150mm Bowl Tie-Down **W** 1.1kg
2.42lb

The aluminum machined tie down features a Dia. 79.8mm washer & M10 knob that allows you to secure a camera onto a 75, 100 or 150mm ball adapter. The specially designed octagonal shape knob with tighten tool hole for easy and safe camera mount.



KS-671 Flat Base Tripod Adapter (150/100mm) w/ Euro Adapter **W** 2kg
4.4lb

Made by precision machined aluminum, 3 functions in one adapter is primary designed to quickly mount an Euro adapter (w/ M12 female thread on top) on 100, 150mm bowl and Mitchell base. It comes with M10 x 60mm long stainless steel screw and tie-down with tighten tool hole for easy and safe mounting.

CAMERA MOUNT (PADDLE MOUNT)

The single scaffold tube paddle mount gives an extension of camera setting. It's a useful tool for positioning or off-setting a camera away from a tripod, dolly or other mount. It provides a safe and secure mount with the under-sling mode where you have to capture deep angle shots.



KS-669 Euro Paddle Mount **W** 3.5kg 7.7lb

Euro Paddle Mount allows you to convert standard Euro male adapter to Dia. 2" pipe mounting for offsetting your camera setup. Each coupler can be adjust every 45 degree, provides flexibility in positioning the camera or other equipment at various angles and heights, allowing cinematographers and camera operators to capture shots from different perspectives and angles. The stainless steel made Speed Wing Nut can be quickly tightened by hand and the hex top end for 19mm wrench for firmest tighten. Standard unit comes with Euro female lock lever the unique base plate mounting design provides the possibility to change it to Euro starter (KS-660MB) or Mitchell adapter (KS-692).




KS-670 Euro Female Adapter to Pipe Mount **W** 3.2kg 7.04lb

The single scaffold tube paddle mount gives an extension of camera setting and convert standard Euro male adapter to 2" pipe mounting. It's useful tool for positioning or off-setting a camera away from a tripod, dolly or other mount. Each coupler can be adjusted every 45 degree, provides a flexible and secure mount with the underslung mode where you have to capture deep angle shots. The Kupo Euro female adapter to pipe mount is just like KS-669 Euro paddle mount but comes with a Euro female clamp type adapter with wider bracket.



KS-699 Mitchell to Pipe Mount **W** 3.2kg 7.04lb


The single scaffold tube paddle mount gives an extension of camera setting and convert standard Mitchell adapter to 2" pipe mounting. It's useful tool for positioning or off-setting a camera away from a tripod, dolly or other mount. Each coupler can be adjusted every 45 degree, provides a flexible and secure mount with the underslung mode where you have to capture deep angle shots.



KS-832 Pipe Clamp on Paddle **W** 2.2kg 4.4lb

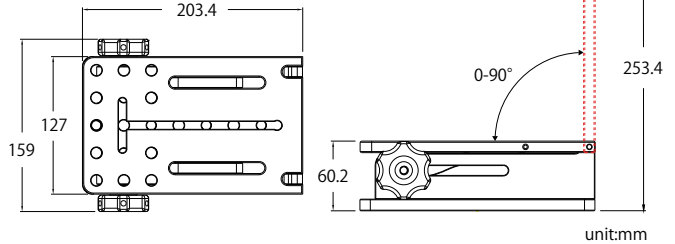
Pipe clamp on paddle is designed for supporting your offset camera rig from the dia. 48~51mm pipe. The U bracket is tapped with M6 threads x 5 for easy interchanging Mitchell, bowl or Euro offset adapter to meet your specific requirement. Features double couplers equipped on the bracket offering the solidest connection with the 2" pipe. The unique angle adjustment mounting design for the clamp on bracket provides the possibility to change the mounting position in every 45 degree. The stainless steel made speed wing nut can be quickly tightened by hand and the hex top end for 19mm wrench for firmest tighten.





KSC-200 Camera Wedge Plate **W** 1.94kg / 4.28lb

Made of machined aluminum with black anodized finish, this camera wedge plate allows you to effortlessly adjust camera mounting angle from 0~90 degree with the knobs. Features threaded 3/8"-16 holes in it's base spaced 1" apart, complying with Motion picture industry standards. A metal made camera tie down knob is attached for easily getting camera mounted on the plate.



Dimension: 74cm(L) x 19cm(W) x 11cm(H)
Thickness: 24mm

KS-830 Step Ladder Mount Bracket **W** 6.9kg / 15.18lb

The bracket is made of 24mm thick aluminum plate with black anodized allows turning a step ladder into a tripod for capturing high-angle shot. It can be securely mounted on the step ladder with four adjustable hooks which take under 3mm thick ladder step. With 4 slots allow this bracket to be mounted on ladder step in maximum width 40cm.

Front lip is tapped with M6 threads and including bolts for easily interchanging Bowl, Euro or Mitchell adapters to meet the specific requirement. The bracket predrilled M10 for adding clamps which can be connected with pipe to add counter weight.


The rear end with a 3/8"-16 thread for attaching a rotatable eye ring to add weight and keep the ladders camera setup balance.



Turning a step ladder into a tripod for capturing high-angle shot.
(Interchangeable adapter is not included)



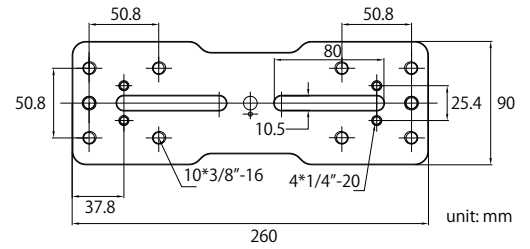
Four adjustable hooks which take under 3mm thick ladder step



The 4 slots allow the bracket to be mounted on ladder step in maximum width 40cm.



A 3/8"-16 female threaded at the rear end to attach the eye ring for counterweight.



KCP-654 2" Coupler w/ A Swivel Camera Mounting Plate **W** 1.85kg / 4.07lb

Constructed from heavy-duty steel ball head engineered with camera mounting plate and aluminum coupler for 2" (48-51mm) tube, this gizmo provides a great mounting solution to your video camera for fast and easy car mount rigging. The camera plate has standard pattern with threaded bore and slots allowing the dovetail slide plate or camera to apply on it directly. The ratchet handle together with ball head gives the greatest ability to adjust camera in any desired position. High tensile-strength aluminum coupler is made to fasten on 2" (48-51mm) tube and offers greatest flexibility for the set to move around while different circular angle is required. The stainless steel made speed wing nut can be quickly tightened by hand fast and the hex top end for 19mm wrench for firmest tighten.



KCP-657 Dual 2" Coupler w/ A Swivel Camera Mounting Plate **W** 2kg / 4lb

Constructed from heavy-duty steel ball head engineered with camera mounting plate and double aluminum coupler for 2" (48-51mm) tube, provides a great mounting solution to your video camera for fast and rock solid rigging. The camera plate has standard pattern with threaded bore and slots allowing dovetail slide plate or camera to apply on it directly. The ratchet handle together with ball head gives the greatest ability to adjust camera in any desired position. High tensile-strength aluminum coupler is made to fasten on 2" (48-51mm) tube and offers greatest flexibility for the set to move around while different circular angle is required. The stainless steel made speed wing nut can be quickly tightened by hand fast and the hex top end for 19mm wrench for firmest tighten.



KCP-649 Camera Mounting Plate w/ 1-1/8" (28mm) Junior Pin **W** 0.99kg / 2.17lb

The Kupo Camera Mounting Plate made from lightweight yet sturdy aluminum featuring a stainless steel 1-1/8" (28mm) junior pin is designed for providing an exceptional mounting solution for your video camera. It seamlessly attaches to a stand or coupler with a 1-1/8" (28mm) junior receiver. The camera plate features a standard hole pattern with threaded bores and slots, enabling direct attachment of dovetail slide plates or cameras.

Constructed from lightweight and solid aluminum alloy, the 3 Axis 48-51mm Camera Mounting Plate Kit is primarily designed for mounting the camera on the pipe which is 48-51mm in diameter. Two couplers welded with 14cm long 2" pipe and the other weld with a 8mm thick camera mounting plate offers a great flexibility to keep the camera in any desired position. The sliding screw slot measured 150mm in length and 10mm in width that enables the camera to be adjusted. Perfect for mounting on the pipe boom rig or a truss for an overhead filming with ease and comfort.



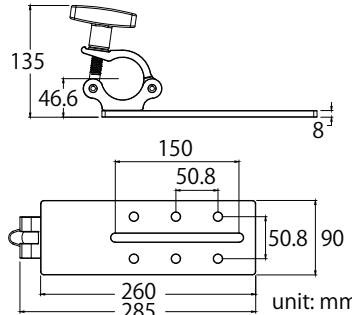
YOUTUBE
KUPO 3-AXIS CAMERA MOUNTING PLATE KIT (KCP-653, KCP-652 & KCP-651)

KCP-653 **W** 2.5kg
 5.5lb
 3 Axis 48-51mm Camera Mounting Plate Kit




YOUTUBE
KUPO 3-AXIS CAMERA MOUNTING PLATE KIT (KCP-653, KCP-652 & KCP-651)

Six standard 3/8" holes, spaced every 1" on center, allows to be connected with cheese plate for more applications.



KCP-651 2" Coupler w/ Camera Mounting Plate **W** 1kg
 2.2lb
 Constructed from lightweight and solid aluminum alloy, the camera mounting plate is designed for mounting on the pipe boom or a truss for overhead filming with ease and comfort.





KCP-651AB
 2" Coupler w/ Camera Mounting Adjustable Plate (Black) **W** 1kg
 2.2lb

Designed for mounting on a pipe boom or truss for overhead shot, this black anodized aluminum coupler with camera adjust plate features a detachable coupler from the plate that allows you to have 5 indexing angles to meet your desired angle for ideally positioning your camera. The locating pins equipped on the coupler also make it firmly attached on the plate without rotation.



YOUTUBE
KUPO 3-AXIS CAMERA MOUNTING PLATE KIT (KCP-653, KCP-652 & KCP-651)

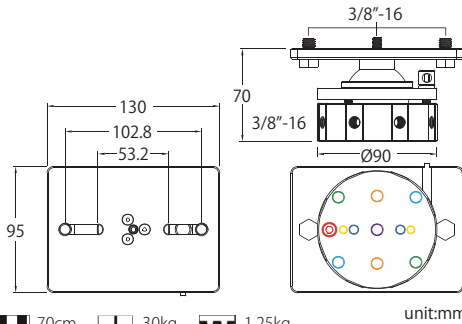
KCP-652 2" Coupler w/ 14cm Long 2" Pipe **W** 0.9kg
 1.98lb



KCP-833PLY 2" Coupler Fitted w/ Pulley

W 2.4kg
5.28lb

Constructed from robust aluminum couplers, this pulley system is designed for effortlessly mounting on a 2" (48~51mm) tube. The steel made U-shaped bracket featuring a 12cm diameter pulley, guarantees a seamless experience for your rope camera rig, enabling smooth and precise movement for your overhead camera drop rig. (Set of 2)



- 3/8"-16 spacing 3"
- 3/8"-16 spacing 3"
- 1/4"-20 spacing 2"
- 3/8"-16 spacing 2"
- ⊙ Dia. 10mm located bolt for cheese plate
- Center 3/8"-16 Thread
- For KCP-831THA or KCP-831THA-T located pin (see P.228)

KSC-175 Low Position Leveling Base (70mm)

H 70cm
2.76"
↓ max 30kg
66lb
W 1.25kg
2.75lb



Kupo Low position leveling base, made of machined black anodized aluminum, is 70mm high with 30° inclination that makes it ideal for car mounts & cameras rigs. The tapped threads and pattern allowing you to mount it on a tripod, cheese plate, couplers and Mitchell plate with tie-down adapter. Tapped with 3/8"-16 x 8 lateral female threads around the base for adding support pin. The leveling base can be locked easily and securely in position with one locking Tommy bar. Two stainless steel 3/8"-16 x 8/5"(L) bolts is included for mounting the camera QR plate and one detachable 1/4"-20 screw is included for small camera mount when it is necessary.



KSC-130 Mini Camera Ball Leveling Head

Mini version of KSC-140 which also constructed from solid 3/8" thick aluminum plate with 6" (152mm) x 5" (127mm) comes with a sturdy dia. 45mm ball head and tightening knob allowing it to mount camera on car door mount (hostess tray) or hood mount with ease and convenience.

W 0.9kg
2lb
↓ max 9.5kg
21lb



W 2kg
4.4lb
↓ max 34kg
75lb

KSC-140 Universal Camera Ball Leveling Head

Features one dia. 55mm solid ball head and tightening knob allows you to quickly lock your camera's position with ease and convenience. The base is made of 3/8" thick aluminum cheese plate measures 8" (203mm) x 8" (203mm) and comes with the industrial standard 3/8" holes, spaced every 1". The top mounting plate comes with a 3/8" (10mm) slot (100mm in length) allowing it to use a standard ARRI® Sliding Base.





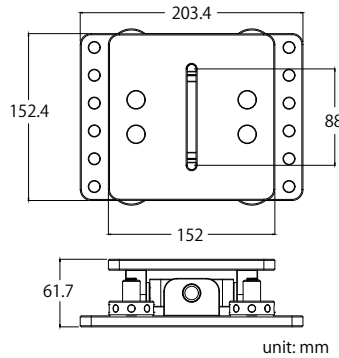
- Base plate measures: 6" (152mm) x 8" (203.4mm)
- Top plate measures: 6" (152mm) x 6" (152mm)

KSC-150

Mini 4-Way Leveling Camera Mount

W 2.1kg
4.62lb

Machining 6061 aluminum with superior black anodized finish, Kupo mini 4-way leveling head designed for easily mounting the camera to the plate with the 3/8" slot. Features the 4-way leveler which is a balancing tool allows you to easily adjust tilt and horizontal position of camera. Also those through holes on the knob can be tightened with tool to help ensure stability once the right position is reached.



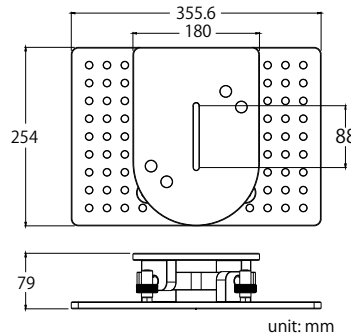
- Base plate measures: 10" (254mm) x 14" (355.6mm)
- Top plate measures: 7" (180 mm) x 10" (254mm)

KSC-160

4-Way Leveling Camera Mount

W 4.1kg
9lb

Made from CNC precision machining 6061 aluminum with superior black anodized finish, Kupo 4-way leveling head designed for easily mounting the camera to the plate with the 3/8" slot. Features the 4-way leveler which is a balancing tool allows you to easily adjust tilt and horizontal position of camera. Also those through holes on the knob can be tightened with tool to help ensure stability once the right position is reached.




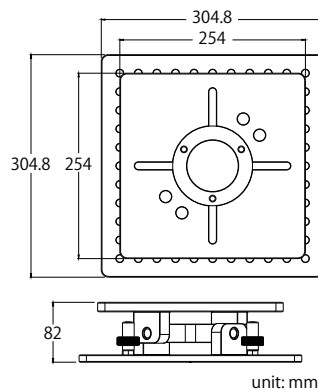
- Base plate measures: 12" (304.8mm) x 12" (304.8mm)
- Top plate measures: 10" (254mm) x 10" (254mm)

KSC-170

Mitchell 4-Way Leveling Camera Mount

W 5kg
11lb

Made from CNC precision machining 6061 aluminum with superior black anodized finish, Kupo Mitchell 4-way leveling head designed for easily mounting the camera to the plate with Mitchell mount. Also those through holes on the knobs can be tightened with tool to help ensure stability once the right position is reached.





CAMERA MOUNT (ADAPTERS)

Made by precision machined aluminum, the Kupo Mitchell to Bowl Adapter allows you to use Bowl-based 75mm/100mm/150mm fluid heads with Mitchell-based gear into your tripod, dollies and other compatible equipment. No tool is required for effortless operation. All the Mitchell to Bowl Adapters comes with 5 pre-drilled countersunk holes allows you to setting up a Hi-Hat board or cheese plate.



YOUTUBE
KUPU MITCHELL BASE TO BOWL
ADAPTERS 75MM(KS-657),
100MM(KS-658)
& 150MM(KS-659)



KS-657  1.24kg
2.73lb
Mitchell to 75mm Bowl Adapter

KS-658  0.99kg
1.98lb
Mitchell to 100mm Bowl Adapter

KS-659  1.55kg
3.4lb
Mitchell to 150mm Bowl Adapter




KS-833 100mm Bowl Offset Adapter  1kg
2.2lb

Made by precision machined aluminum and hard anodized, the Kupo 100mm bowl adapter allows it to be securely mounted on the offset bracket with 5 set screws (M6x20 not included) for your camera setup.



KS-834 150mm Bowl Offset Adapter  1kg
2.2lb

Made by precision machined aluminum and hard anodized, the Kupo 150mm Bowl adapter allows it to be securely mounted on the offset bracket with 5 set screws (M6X20 not included) for your camera setup.



KS-836 Mitchell Offset Adapter  1kg
2.2lb

Made by precision machined aluminum, the Kupo Mitchell adapter allows it to be securely mounted on the offset bracket with 5 set screws (M6X20 not included) for your camera setup.



KS-838 Euro Offset Adapter  1.5kg
3.3lb

Made by precision machined aluminum, the Kupo Euro Adapter w/M12 thread on top allows it to be securely mounted on the offset bracket with 5 set screws (M6X20 not included) for your camera setup.



KS-853 100mm Bowl Adapter  0.71kg
1.57lb

Made by precision CNC aluminum, the industry standard 100mm Bowl Adapter in black allows for 100mm Bowl Hi-hat, Riser or any 100mm Bowl mounting accessories.




KS-854 150mm Bowl Adapter  0.85kg
1.88lb

Made by precision CNC aluminum, the industry standard 150mm Bowl Adapter in black allows for 150mm Bowl Hi-hat, Riser or any 150mm Bowl mounting accessories.




KS-856 Mitchell Adapter  0.72kg
1.59lb

Made by precision CNC aluminum, the industry standard Mitchell adapter in black measures 7-3/4" (202mm) in diameter allows for Mitchell Hi-hat, Michell Riser or any Mitchell mounting accessories.



KS-682 Mitchell Hi-Hat w/ Cheese Plate **W** ^{3kg}/_{6.6lb}

Made of 6061 T6 aluminum material in anodized finish. A Mitchell base Hi-Hat with one locating keyway is mounted on a 12" x 12" x 1/4" aluminum cheese plate. The cheese plate with plenty of 3/8" mounting holes, space at standard one inch each. The 3pcs of 6" risers measuring 20mm in diameter, providing stable support for mounting remote gear head wheels to a cart or low angle shot.



KS-688 100mm Bowl Hi-Hat w/ Cheese Plate **W** ^{3.1kg}/_{6.82lb}

A 100mm bowl adapter in black coating is mounted on a 12" x 12" x 1/4" aluminum cheese plate. The cheese plate with plenty of 3/8" mounting holes, space at standard one inch each. The 3pcs of 6" risers measuring 20mm in diameter, providing stable support for mounting 100mm video fluid head in location that tripod cannot manage.



KS-680 Round Mitchell Plate W/ Three Countersunk Holes **W** ^{1kg}/_{2.2lb}

Made by precision CNC aluminum, the round Mitchell plate measures 7-3/4" (202mm) in diameter comes with three pre-drilled 3/8" countersunk holes and one locating keyway is designed for having Mitchell camera risers.



KS-683 Round Mitchell Plate W/ Four Countersunk Holes **W** ^{950g}/_{33.5oz}

Made by precision CNC aluminum, the round Mitchell plate measures 7-3/4" (202mm) in diameter comes with four pre-drilled 3/8" countersunk holes and four locating keyways making it quicker to align the Mitchell fluid head's locating key. If one of the keyways becomes damaged, you can still mount your fluid head using the other three keyways for continue shooting.



KS-673 3" Camera Riser Post Dia.20mm **W** ^{100g}/_{3.5oz}
Aluminum w/ 3/8"-16 Thread on Both End (1 Pc)

KS-676 6" Camera Riser Post Dia.20mm **W** ^{200g}/_{7oz}
Aluminum w/ 3/8"-16 Thread on Both End (1 Pc)

KS-679 12" Camera Riser Post Dia.25mm **W** ^{500g}/_{17.6oz}
Aluminum w/ 3/8"-16 Thread on Both End (1 Pc)



KAB-018 Wood Hi-Hat Board **W** ^{1.5kg}/_{3.3lb}

The Octagon Hi-Hat Board is an ideal mounting solution for your camera in low position. The cut corners (octagon shape) allow it to fit into tighter spaces. Size: 18"(L) x 18"(W) x 3/4"(T)





KS-863 100mm Bowl Hi-Hat 5.75" Height **W** 1.7kg / 3.75lb

The 100mm Bowl Hi-Hat is the perfect solution for achieving a low positioning of your camera setup. With a height of just 5.75", this Hi-Hat allows for maximum stability while maintaining a compact size. The CNC aluminum 100mm bowl is assembled with three die-casting aluminum legs by using the supplied M6 hex socket cap screws. A pre-drilled hole measures 12mm in diameter each leg for easy mounting onto any board or surface. Achieve professional-level camera shots effortlessly with the Kupo Bowl Hi-Hat.



KS-864 150mm Bowl Hi-hat 5.75" Height **W** 1.85kg / 4.08lb

The 150mm Bowl Hi-Hat is the perfect solution for achieving a low positioning of your camera setup. With a height of just 5.75", this Hi-Hat allows for maximum stability while maintaining a compact size. The CNC aluminum 150mm bowl is assembled with three die-casting aluminum legs by using the supplied M6 hex socket cap screws. A pre-drilled hole measures 12mm in diameter each leg for easy mounting onto any board or surface. Achieve professional-level camera shots effortlessly with the Kupo Bowl Hi-Hat.



KS-866 Mitchell Hi-Hat 4.5" Height **W** 16kg / 3.53lb

The Mitchell Hi-Hat is the perfect solution for achieving a low positioning of your camera setup. With a height of just 4.5", this Hi-Hat allows for maximum stability while maintaining a compact size. The CNC aluminum Mitchell adapter with 3 locating keyways making it quicker to align the Mitchell fluid head's locating key. If one of the keyways becomes damaged, you can still mount your fluid head using the other two keyways for continue shooting. It is assembled with three die-casting aluminum legs by using the supplied M6 hex socket cap screws. A pre-drilled hole measures in 12mm diameter each leg for easy mounting onto any board or surface. Achieve professional-level camera shots effortlessly with the Kupo Mitchell Hi-Hat.



KAB-854 Hi-Hat Box **W** 8.2kg / 18lb

This Hi-hat box is a standard 8" full apple box but comes with a built-in camera tripod adapter, making it a convenient and reliable option for mounting tripod head. The box includes a 150mm bowl adapter (KS-854) already equipped on one side and a 100mm bowl adapter(KS-853) stored inside the box for easy access after removing the sliding cover when needed. The Mitchell adapter (KS-856) is available as an optional accessory. In addition, the sliding cover of this apple box has a cushioned foam seat underneath, which allows the apple box to be converted into a comfortable seat. For added convenience, this apple box features a handle on sliding cover for easy carrying on set. This practical Hi-hat box is a must-have accessory that can help streamline your film set and provide comfortable seating options for crew members.

Constructed from lightweight yet durable aluminum alloy with iron casting connectors, Kupo Hexa Trihat is designed for achieving a stable, low camera angles in any terrain. It comes with a hexagon bracket which is interchangeable mount for Mitchell, 100mm bowl, and 150mm bowl equipped in the center. The three adjustable arms and legs measuring 1-1/2" Sch. 40 (48.3mm) in diameter offers the maximum stability, even in the most challenging conditions.

Each leg is equipped with a rubber pad that provides additional stability and absorbs vibrations, ensuring that your camera remains secure and steady. For added flexibility, the M10 female threaded top of the leg is designed to accommodate the optional caster (KC-100), enabling you to easily move your set on the ground if needed.

The adjustable legs 8" (20cm) in height allow for precise rigging on uneven surfaces, while the joint locking lever on the arms provides precision pan adjustments, ensuring that your camera remains steady in any environment. Additionally, the Kupo Hexa Trihat is compatible with the optional adapter (KS-869) for 1-1/2" Sch. 40 (48.3mm) to 1-1/4" Sch. 40 (42.4mm), making it even more versatile for your unique applications.



KS-868 Hexa Trihat

More features:

- 1) The level bubble equipped ensures your camera setup is correctly leveled
- 2) Each side of the bracket is designed with a 3/8"-16 threaded hole, which can be connected to any equipment with a 3/8"-16 thread
- 3) The slot design allows to fasten your camera setup with straps
- 4) Compact size for easy transportation and storage



Compact size for easy transportation and storage



The 3/8"-16 female threaded for any equipment comes with 3/8"-16 male threaded



Optional caster with brake allows tour camera setup moveable



The legs clamp for 1-1/2" sche. 40 piple to adapted on uneven surfaces



The slot design allows to fasten your camera setup with straps



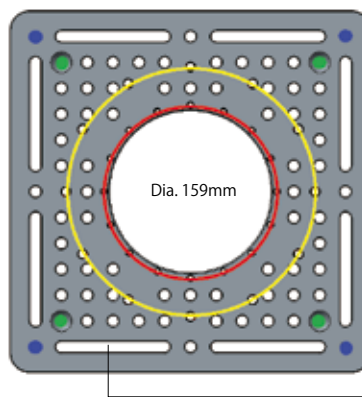
KS-869 W 225g 0.55lb
Adapter for 1-1/2" Sch. 40 to 1-1/4" Sch. 40

Constructed from durable black POM, this adapter enables the Kupo Hexa Trihat and Kupo Double Wall Spreader Set to be used on 1-1/4" Sch. 40 (42.2mm) pipe, even though they are designed for 1-1/2" sch. 40 (48.3mm) pipe. (Set of 9)

Multi-Function Slider Plate

The Multi-Function Plate is crafted through CNC machining from a 14mm thick 14 x 14-inch aluminum plate. Its primary function is to serve as a platform for the Portable Camera Dolly, accommodating a set of sixteen high-density PU material skateboard wheels with a diameter of 60mm and bearings. These wheels are precisely mounted on CNC-machined V-shaped aluminum adapters. The assembly is designed to be compatible with rail diameters ranging from 1 to 2 inches, and it conveniently attaches to the Multi-Function Plate using the four M10 threaded holes. The entire setup is capable of supporting a weight of up to 200 kg (440 lb).

Size: 355.6mm x 355.6mm x 14mm



Red Circle: M6
 Yellow Circle: 3/8"-16
 Green: 3/8" Counterbore
 Blue: M10
 Side: 3/8"-16
 Rest Hole: Dia. 10.5mm

Slot: 10.5 x 101.6mm




KS-952 Portable Camera Dolly

Incorporated with Kupo camera mount offset adapter like KS-833(100mm Bowl Offset Adapter), KS-834(150mm Bowl Offset Adapter), KS-836 (Mitchell Offset Adapter), KS-838(Euro Offset Adapter) by the predrilled M6 threads on red circle of Multi-Function Plate.

KS-954 Dual Pipe Paddle Mount (Mitchell)

Add custom made camera adapter to convert the multi-function to a dual pipe paddle mount for off-setting a camera away from a tripod or dolly. The Dual pipe mount comes with:
 Multi-Function Plate w/ Mitchell Fitting (Male) x 1
 Multi-Function Plate w/ Mitchell Offset Adapter (Female) x 1
 Custom Made Camera Adapter x 1
 Single Coupler for 2" Pipe Black x 8



More possibility to convert a Double Pipe Paddle Mount Mitchell to Euro base by changing it from Single Pipe Paddle Mount system like KS-669 (Euro Paddle Mount) or changing the Mitchell Offset Adapter (KS-836) to 150mm Bowl Offset Adapter (KS-834).




Hood Mount Bracket (Suggest Application)

Using the 10.5 x 101.6mm slot on Multi-Funciton Plate each side to work with KHM 112 or KHM-114 (Hood Mount Bracket) to mount camera on car hood.

Truss Mount (Mitchell) (Suggest Application)

Using the slot with 4pcs of KCP-831B 2" single coupler to convert it to a camera truss mount plate.




KS-960
Apple Box Dolly Bracket

Apple box dolly bracket set is a value-added optional accessory just screw it into Multi-Function Plate by hand then put Kupo standard KC-100 casters on each corners with predrilled M10 threads. Transforming to an apple box style "Butt Dolly" both in New York or Texas positions.



KS-259 Gimbal Docking Bracket **W** ^{2.5kg}/_{5.5lb}

Kupo gimbal docking bracket offers an ideal tool to dock or balance your gimbal on cart or stand. The bracket equipped with a standard female 5/8" baby pin so it can be mounted on a C-stand or cart, and a male 5/8" baby pin on top allows you to mount other accessories while the bracket is mounted. The bracket is adjustable both in length and width, make it deeper for long lens builds, and make it wider or narrower depending on the camera configuration. Build with steel frame and solid aluminum is strong enough to support heavy rig. The lockable hooks on the ends of the arms can hold any gimbal ring or handlebar with a diameter 25~30mm and keep the gimbal in place on the bracket from being popped out. A tool holder is attached on one side of the arm providing an easy tool access and storage.



- Red: For KS-797 DJI Ronin 2 Multi-Function Mount
- Dark Red: For KS-154 Freely Toad Male Mount
- Purple: For KCP-700 Super Clamp
- Black: For KCP-831THA-T 2" Coupler with Located Pin
- Orange: 3/8"-16 Thread
- Blue: 3/8" Counter Sunk Holes with 2" Space each
- Green: 3/8"-16 Threads with 2" Space each

KS-790 Universal Gimbal Mount Adapter **W** ^{95g}/_{10.4oz}

Aluminum CNC machined adapter is designed for connecting KS-797 DJI Ronin 2 Multi-Function Mount or KS-154 Freely Toad Male Mount onto a jib, crane, tripod, lighting stand, pipe or boom.



KS-793 Castle Nut w/ Universal Adapter **W** ^{1.6kg}/_{37.38oz}

Universal gimbal mount adapter fixed in a Mitchell thread collar. This simple device accepts KS-154 Freely Toad Male Mount or KS-797 DJI Ronin 2 Multi-Function Mount. Then just mount the gimbal on to the dolly, crane or any equipment comes with Mitchell female base to get steady shots while boom up and down.




KS-795 Junior Pin w/ Universal Gimbal Mount Adapter **W** ^{1.03kg}/_{36.32oz}

A steel 28mm junior pin is connected with KS-790 universal gimbal mount adapter on top. It accepts KS-154 Freely Toad Male Mount or KS-797 DJI Ronin 2 Multi-Function Mount. Then pop the gimbal on it with a combo stand or any equipment comes with junior receiver for capturing high-angle shots just that simple.



KS-796 Universal Gimbal Mount Adapter **W** ^{900g}/_{31.74oz}

Universal gimbal mount adapter is fixed with 2" coupler. It accepts KS-154 Freefly Toad Male Mount or KS-797 DJI Ronin 2 Multi-Function Mount. Then just hook the gimbal on a pipe or boom with O.D.2" to fly it over audiences and objects.



KS-797 **W** ^{520g}/_{18.34oz}
DJI Ronin 2 Multi-function Mount

Aluminum CNC machined adapter offers an attachment point for the gimbal, allowing it to be mounted to jib, vehicle mount or cable cam.



KS-154 Freefly Toad Male Mount **W** ^{70g}/_{2.5oz}

6061-T6 CNC aluminum with black hard anodized finish makes this Toad (male adapter) precisely mounted on "Toad In The Hole Quick Release" which allows to quickly move the gimbal from one setup to the other. Features a 3/8"-16 female threaded on the bottom designed for easy mounting on any grip equipment comes with 3/8"-16 male threaded stud that provides a great mounting solution for the gimbal on the light stand, suction cups and a variety of grip equipment. Freefly is a registered trademark of Freefly Systemes Inc.




YOUTUBE
 KUPU FREEFLY
 TOAD MALE
 MOUNT
 (KS-154)



KS-606 Single Pipe Trolley w/ Universal Gimbal Adapter **W** ^{2.5kg}/_{5.5lb}

The Kupo Single Pipe Trolley with Universal Gimbal adapter is designed for overhead shot that allows you to capture scenes directly over a subject that just can't be shown from a normal straight angle. It features an aluminum made gimbal adapter equipped on the trolley that can perfectly connect with DJI Ronin 2 Multi-Function Mount (KS-797), Freefly Toad Male Mount (KS-154) or any mounting equipment comes with 3/8"-16 male threaded. The trolley constructed from solid black metal bracket with four wheels can fit for pipe dia. from 42~ 52mm and maximum upto dia. 65mm if central two wheels are removed. Just get the trolley rigged on a suspended pipe and you're ready to have a contraption that can maximize your creative overhead shooting.



KS-798 **W** ^{150g}/_{5.29oz}
Ronin 2 Dual Tb50 Battery Mount Adapter

Aluminum CNC machined with black anodized adapter is designed for connecting with KCP-700 super clamp or KCP-831THA-T 2" coupler. Pop the DJI Ronin 2 dual TB50 battery mount onto the adapter by included 2pcs 1/4"-20 screws. Provide a simple and safe solution to get off battery weight from gimbal to rigging pipe.



KS-920 Dolly Pin to Junior Receiver **W** 0.36kg / 0.8lb

This adapter is made by solid aluminum rod with a stainless steel threaded shaft which loosens in Dia. 25mm and extends to Dia. 26mm by tightening the knurled collar. It allows securely locking into a dolly's 1" seat post or pushing bar receiver. On the other end it comes with an inside diameter 1-1/8" junior receiver that can accept any equipment with junior pin like extension pole or umbrella. The junior receiver with O.D.42mm for standard 1-1/4" sch.40 (42.4mm) speed rail clamp to access as a starter to build up rail system on dolly as well.




KS-922 Dolly Pin to Junior Receiver Offset Arm **W** 1.1kg / 2.42lb

This offset arm adapter is made by solid steel rod and a stainless steel threaded shaft which loosens in Dia.25mm and extends to Dia.26mm by tightening the big handle on the top. It allows securely locking into a dolly's 1" seat post or pushing bar receiver. On the other end it comes with a 17cm offset arm and 1-1/8" (28mm) junior receiver that can accept any equipment with junior pin like extension pole or umbrella. It is an essential tool for achieving smooth camera movements and facilitating flexible dolly setups.



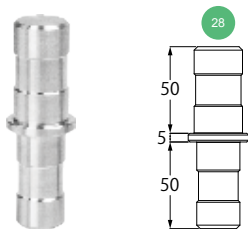
KS-924 Anderton Dolly Pin (ADP) **W** 0.36kg / 0.8lb

The Anderton Dolly Pin is made by solid aluminum rod with a stainless steel threaded shaft. It serves as a 1" (25mm) post adapter to 5/8" (16mm) Baby pin, specifically designed to securely lock into a dolly's 1" seat post or push bar receiver with the metal lobe knob. Thanks to its compatibility design and reliable construction, this dolly pin enables a range of applications, including mounting flags or nets, securing cameras for locked-off shots, or linking multiple dollies together on a single track. It is an essential tool for achieving smooth camera movements and facilitating flexible dolly setups.



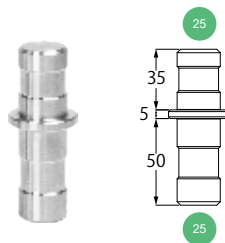
KS-930 Dolly pin to 1-1/2" starter **W** 0.67kg / 1.48lb

This adapter is made by solid aluminum rod with a stainless steel threaded shaft which loosens in Dia. 25mm and extends to Dia. 26mm by tightening the knurled collar. It allows securely locking into a dolly's 1" seat post or pushing bar receiver. On the other end it comes with outside diameter 1-1/2" Schedule 40 starter that can accept standard 1-1/2" (48.3mm) speed rail to access as a starter to build up rail system on dolly as well.



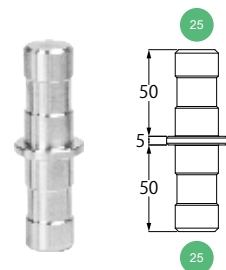
KS-926 **W** 0.47kg / 1.03lb
Dolly Pin to Junior Adapter

The Dolly Pin to Junior Adapter made by stainless steel that converts a 25mm dolly pin to a 28mm junior pin. It enables compatibility between different equipment, allowing for the secure attachment of lighting fixtures or grip accessories with junior receivers by using dolly's seat or push bar receiver. This adapter expands equipment options and enhances convenience on film sets.



KS-928 Dolly Pin Adapter **W** 0.36kg / 0.79lb

The Dolly Pin Adapter is made by stainless steel with both ends O.D.25mm. One end measuring 35mm and the other end 50mm long. It enables flexible equipment mounting on a dolly receiver for accommodating different setup requirements.



KS-929 Dolly Pin Adapter **W** 0.41kg / 0.79lb

The Dolly Pin Adapter is made by stainless steel with both ends O.D.25mm and 50mm long. It enables flexible equipment mounting on a dolly receiver for accommodating different setup requirements.

Made of malleable iron casting with hot dip galvanized finish, Kupo pipe clamps are enhanced further with surface zinc plating in addition to the initial finish, providing excellent performance against environmental corrosion. It is constructed for a wide variety of tubular applications and structures. Stainless hex screw help to firmly lock the pipe into the clamp. Versatile and rigid. Suitable for outside diameter 48.30mm tubular pipe.

Subject to the iron cast manufacturing, dimension might slightly differ in each production. The dimensions given are nominal value for reference only.

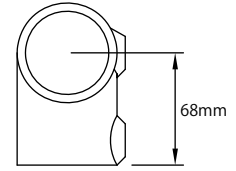


YOUTUBE
KUPU MALLEABLE
IRON CASTING PIPE CLAMPS
(FULL FOOTAGE)

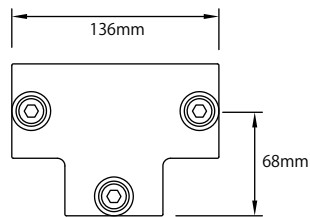


YOUTUBE
KUPU MALLEABLE
IRON CASTING PIPE CLAMPS
(PRODUCT CODE)

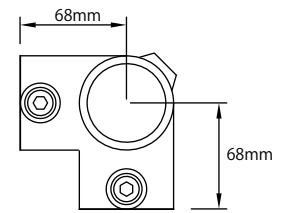
- Made with the material in accordance with ASTM A197.
- Surface treatment in accordance with ASTM A153.
- Stainless steel hex screw.
- No welding required.
- Quick installation.
- Enhanced surface treatment for better corrosion protection.
- Suitable for pipe with outside diameter 48.30mm.
- Black finish or other color is available upon request.



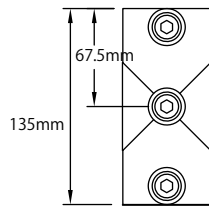
KPC-101 Short Tee, Silver
KPC-101B Short Tee, Black



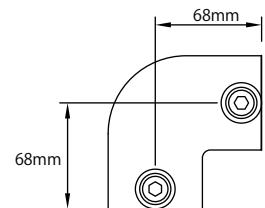
KPC-104 Long Tee, Silver
KPC-104B Long Tee, Black



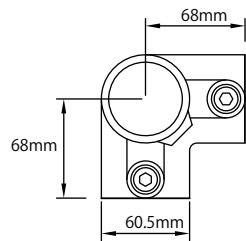
KPC-116 Corner, Silver
KPC-116B Corner, Black



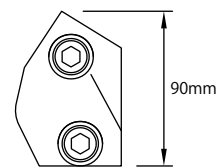
KPC-119 Two Socket Cross, Silver
KPC-119B Two Socket Cross, Black



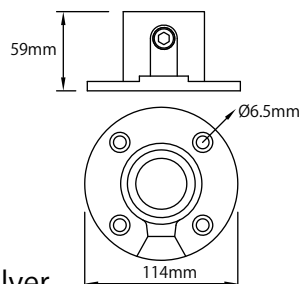
KPC-125 90 Degree Elbow, Silver
KPC-125B 90 Degree Elbow, Black



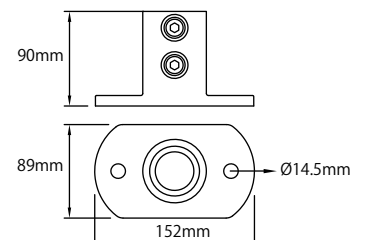
KPC-128 3 Way 90 Degree, Silver
KPC-128B 3 Way 90 Degree, Black



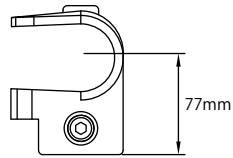
KPC-129 Adjustable Short Tee, Silver
KPC-129B Adjustable Short Tee, Black



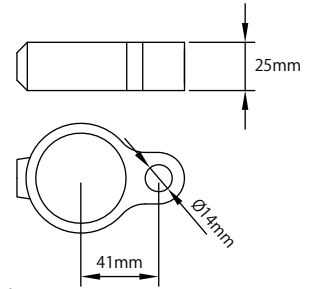
KPC-131 Base Flange, Silver
KPC-131B Base Flange, Black



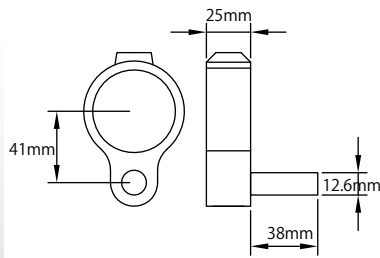
KPC-132 Railing Base Flange, Silver
KPC-132B Railing Base Flange, Black



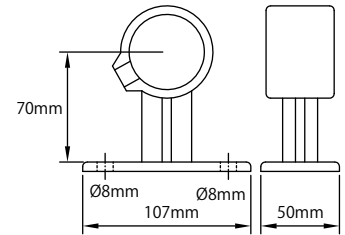
KPC-135 Clamp-on Tee, Silver
KPC-135B Clamp-on Tee, Black



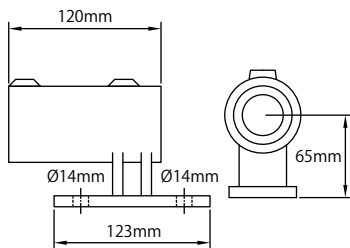
KPC-138 Gate Eye, Silver
KPC-138B Gate Eye, Black



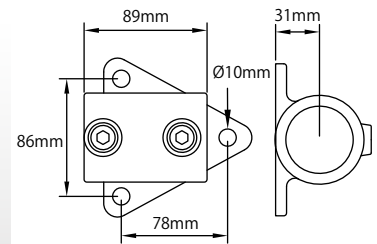
KPC-140 Gate Hinge, Silver
KPC-140B Gate Hinge, Black



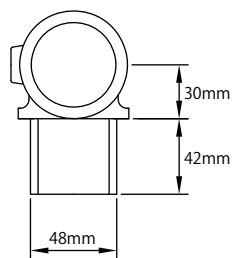
KPC-143 Handrail Bracket, Silver
KPC-143B Handrail Bracket, Black



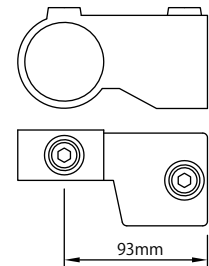
KPC-144 Railing Side, Silver
KPC-144B Railing Side, Black



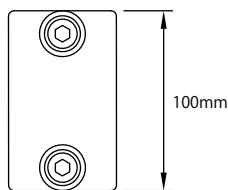
KPC-146 Side Palm Fixing, Silver
KPC-146B Side Palm Fixing, Black



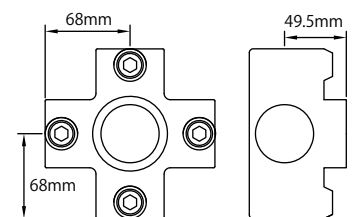
KPC-147 Internal Swivel Tee, Silver
KPC-147B Internal Swivel Tee, Black



KPC-148 Short Tee Swivel, Silver
KPC-148B Short Tee Swivel, Black



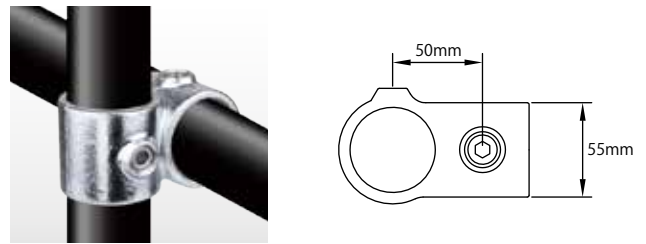
KPC-149 Sleeve Joint, Silver
KPC-149B Sleeve Joint, Black



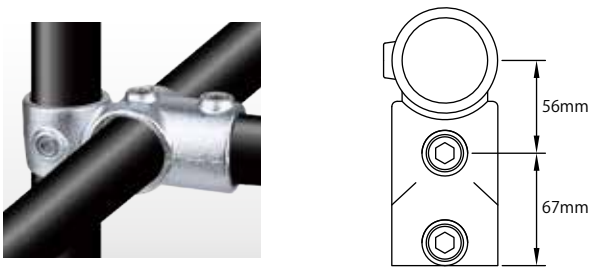
KPC-158 4 Way Cross, Silver
KPC-158B 4 Way Cross, Black



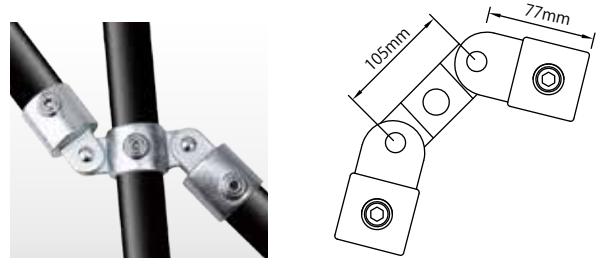
KPC-160 Clamp-on Crossover, Silver
KPC-160B Clamp-on Crossover, Black




KPC-161 90 Degree Crossover, Silver
KPC-161B 90 Degree Crossover, Black



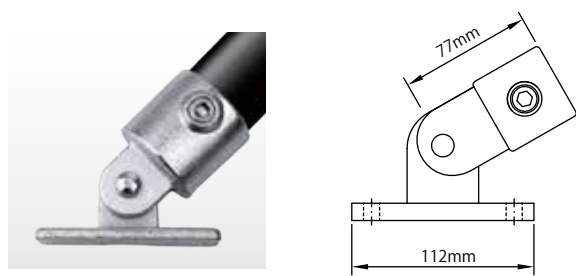
KPC-165 Combination Socket Tee & Crossover, Silver
KPC-165B Combination Socket Tee & Crossover, Black



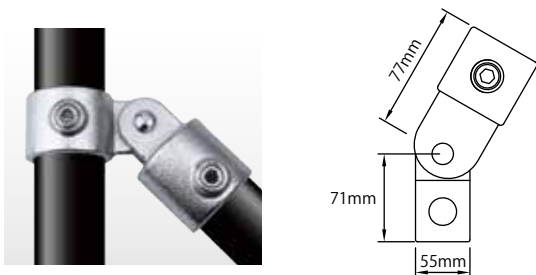
KPC-167 Double Swivel Combination, Silver
KPC-167B Double Swivel Combination, Black



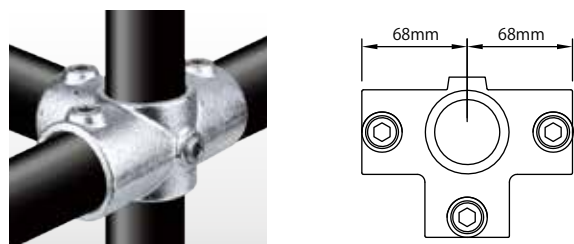
KPC-168 90 Degree Corner Swivel, Silver
KPC-168B 90 Degree Corner Swivel, Black




KPC-169 Swivel Base, Silver
KPC-169B Swivel Base, Black



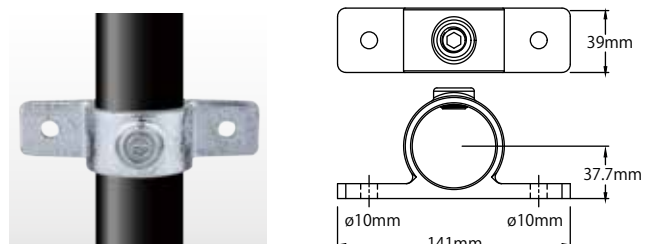
KPC-173 Single Swivel Combination, Silver
KPC-173B Single Swivel Combination, Black



KPC-176 Side Outlet Tee, Silver
KPC-176B Side Outlet Tee, Black



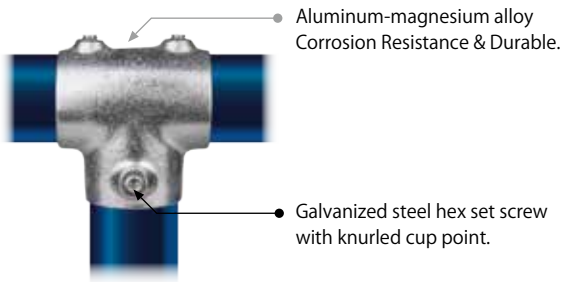
KPC-179 Locking Collar, Silver
KPC-179B Locking Collar, Black



KPC-198 Double Side Fixing Bracket, Silver
KPC-198B Double Side Fixing Bracket, Black

ALUMINUM-MAGNESIUM ALLOY SLIP-ON PIPE CLAMP

Made of A535 aluminum alloy, the aluminum slip-on clamps are lightweight and feature high strength, and are corrosion resistant. Polished finish keeps the surface bright and attractive, and the aluminum-magnesium alloy makes the clamps extremely durable, tough, lighter than the iron clamp, and require little long-term maintenance. Flexible, versatile and rigid. Designed for well-known Schedule 40 pipe. Suitable for a wide variety of tubular applications and structures such as film industry, amusement park, playground, recreational venue, contemporary store and restaurant, industrial guardrails, display and much more.

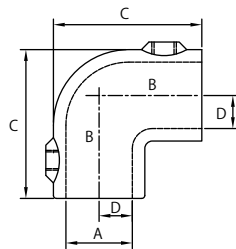


Feature:

- Lightweight and corrosion resistance, ideal for outdoor or harsh environment.
- Quick and easy installation with a standard hex key, no special tools required.
- No welding; no specialist labor required.
- Fitting with 3/8" galvanized steel recessed grub screw with reverse knurled cup point.
- Tapered-dome design for holding the set screws over their entire length.
- Suitable for Schedule 40 nominal pipe 1-1/4" and 1-1/2".

Subject to aluminum casting manufacturing, dimension might slightly differ in each production.
The dimensions given are nominal value for reference only

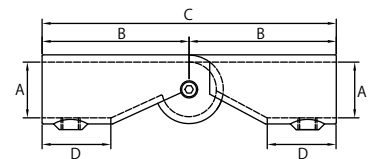
90 DEGREE



KPC-A1203 | For tube O.D. 48.30mm (1.90")
KPC-A1403 | For tube O.D. 42.40mm (1.66") unit: mm

A	B	C	D
50.2	59	94	25
44	51	83	22

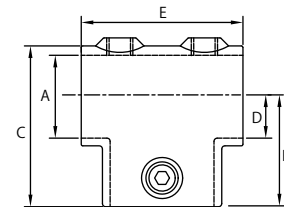
ADJUSTABLE ELBOW



KPC-A1203AE | For tube O.D. 48.30mm (1.90")
KPC-A1403AE | For tube O.D. 42.40mm (1.66") unit: mm

A	B	C	D	Minimum corner
50.2	114	228	41	42 degree
44	97	194	41	

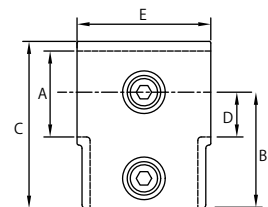
LONG TEE



KPC-A1205 | For tube O.D. 48.30mm (1.90")
KPC-A1405 | For tube O.D. 42.40mm (1.66") unit: mm

A	B	C	D	E
50.2	59	94	25	86
44	51	83	22	70

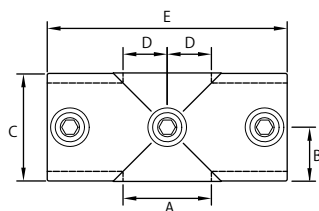
SHORT TEE



KPC-A1205E | For tube O.D. 48.30mm (1.90")
KPC-A1405E | For tube O.D. 42.40mm (1.66") unit: mm

A	B	C	D	E
50.2	57	87.5	25	64
44	51	78	22	57

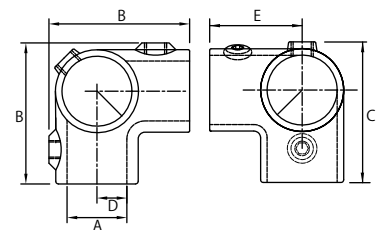
TWO SOCKET CROSS



KPC-A1207E | For tube O.D. 48.30mm (1.90")
KPC-A1407E | For tube O.D. 42.40mm (1.66") unit: mm

A	B	C	D	E
50.2	30.5	61	25	113
44	26.5	53	22	102

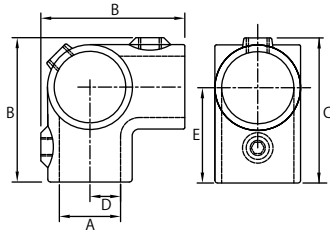
3 WAY 90 DEGREE



KPC-A1209 | For tube O.D. 48.30mm (1.90")
KPC-A1409 | For tube O.D. 42.40mm (1.66") unit: mm

A	B	C	D	E
50.2	94	94	25	59
44	83	83	22	52

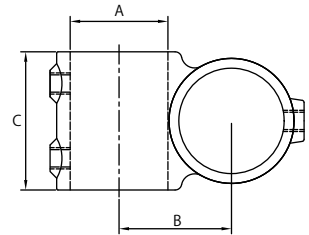
CORNER



KPC-A1211E | For tube O.D. 48.30mm (1.90")
KPC-A1411E | For tube O.D. 42.40mm (1.66") unit: mm

A	B	C	D	E
50.2	94	94	25	59
44	83	83	22	52

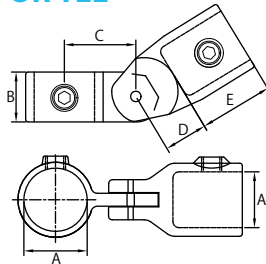
90 DEGREE CROSSOVER



KPC-A1212 | For tube O.D. 48.30mm (1.90")
KPC-A1412 | For tube O.D. 42.40mm (1.66") unit: mm

A	B	C
50.2	52	63.5
44	45	56.5

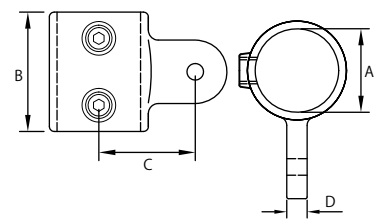
ADJUSTABLE ELBOW OR TEE



KPC-A1217E | For tube O.D. 48.30mm (1.90")
KPC-A1417E | For tube O.D. 42.40mm (1.66") unit: mm

A	B	C	D	E
50.2	38	57	28.5	44
44	38.5	52	29	42

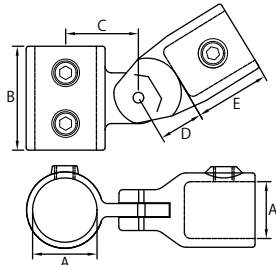
MALE TAB OF SWIVEL



KPC-A1217M | For tube O.D. 48.30mm (1.90")
KPC-A1417M | For tube O.D. 42.40mm (1.66") unit: mm

A	B	C	D
50.2	70	55	12
44	60	52	11

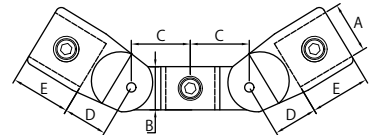
SWIVEL ELBOW / TEE



KPC-A1217ADJ | For tube O.D. 48.30mm (1.90")
KPC-A1417ADJ | For tube O.D. 42.40mm (1.66") unit: mm

A	B	C	D	E
50.2	70	57	28.5	44
44	60	52	29	42

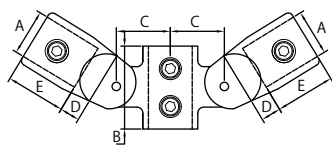
DOUBLE SWIVEL COMBINATION



KPC-A1219E | For tube O.D. 48.30mm (1.90") unit: mm

A	B	C	D	E
50.2	39	57	28.5	44

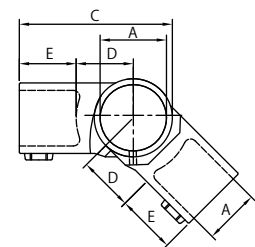
DOUBLE SWIVEL COMBINATION



KPC-A1419E | For tube O.D. 42.40mm (1.66") unit: mm

A	B	C	D	E
44	70	49	29	42

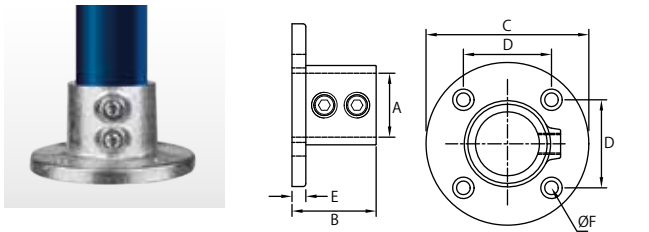
SHORT TEE SWIVEL



KPC-A1230C | For tube O.D. 48.30mm (1.90")
KPC-A1430C | For tube O.D. 42.40mm (1.66") unit: mm

A	B	C	D	E
50.2	62	111	38	42
44	54	100	35	36

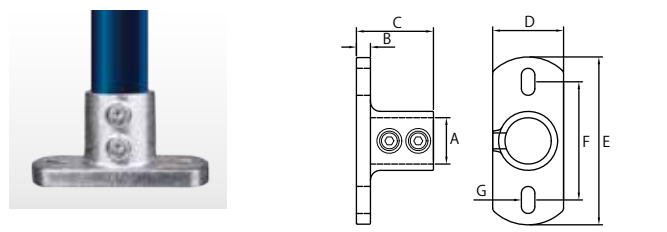
ROUND BASE FLANGE



KPC-A1242 | For tube O.D. 48.30mm (1.90")
KPC-A1442 | For tube O.D. 42.40mm (1.66") unit: mm

A	B	C	D	E	F
50.2	58	114	64	10	11
44	57	114	64	10	11

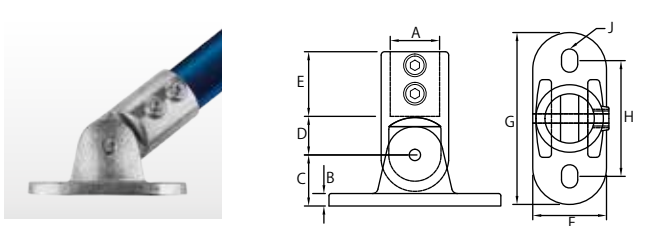
RAILING BASE FLANGE



KPC-A1246 | For tube O.D. 48.30mm (1.90")
KPC-A1446 | For tube O.D. 42.40mm (1.66") unit: mm

A	B	C	D	E	F	G
50.2	15	77	71	155	107.5	13.5 x 20.5
44	10	56	63.5	146.5	107.5	15 x 24

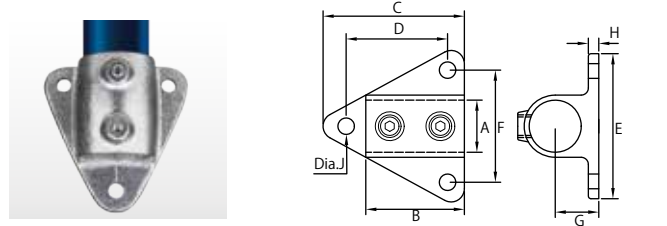
ADJUSTABLE FLANGE



KPC-A1246ADJ | For tube O.D. 48.30mm (1.90")
KPC-A1446ADJ | For tube O.D. 42.40mm (1.66") unit: mm

A	B	C	D	E	F	G	H	J
50.2	11	43	37	57	67	153	102	14 x 21
44	11	43	36.5	58	66	152	102	14 x 21

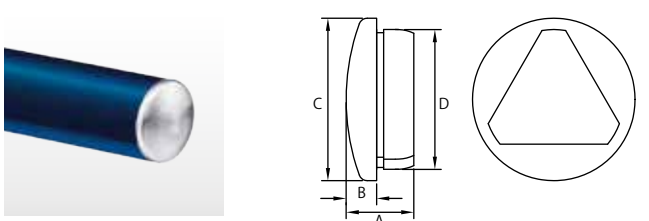
SIDE PALM FIXING



KPC-A1250 | For tube O.D. 48.30mm (1.90")
KPC-A1450 | For tube O.D. 42.40mm (1.66") unit: mm

A	B	C	D	E	F	G	H	J
50.2	74	114	83	114	83	35	8.5	11
44	62	99	67	108	76	33	8	11

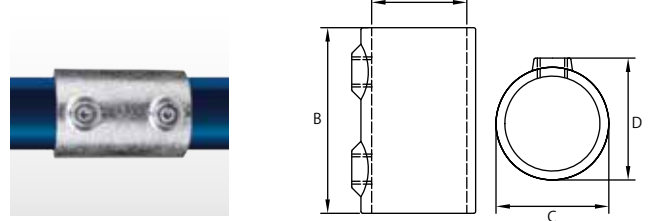
PLUG



KPC-A1262 | For tube O.D. 48.30mm (1.90")
KPC-A1462 | For tube O.D. 42.40mm (1.66") unit: mm

A	B	C	D
20	9	48	41.3
19.3	8.3	42	35.3

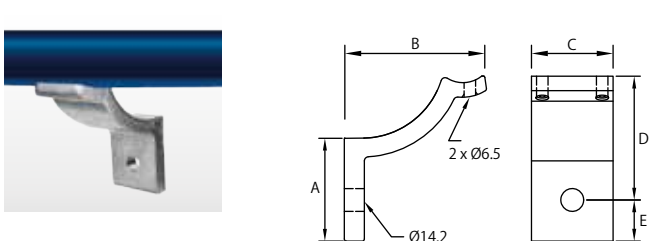
SLEEVE JOINT



KPC-A1270 | For tube O.D. 48.30mm (1.90")
KPC-A1470 | For tube O.D. 42.40mm (1.66") unit: mm

A	B	C	D
50.2	89	61	66
44	88	53	58

HANDRAIL BRACKET



KPC-A1282A | For tube O.D. 48.30mm (1.90") unit: mm

A	B	C	D	E
66	76	51	79	24

Lightweight & low profile KUPO professional couplers are constructed from high tensile aluminum extrusion and have been developed for installations where load capacities of up to 500kg (1100lbs) are required. The KUPO professional couplers combine strength and durability with a high degree of safety. The couplers are designed to fit tubes with diameters between 48mm-51mm. Most have been tested and certified with TUV approval for a safe working load of 500kg (1100lbs) . The standard finish is polished. Custom color or logo is upon request.



Kupo half type coupler (KCP-831)
is approved by TUV Product Service
listed with a safety working load at 500kg (1100lbs) .

"CAPTIVE", on
top of the thread bolt to
avoid the wing nut falling off
the clamp in the air.

Constructed from a
high tensile-strength
6061 aluminum-extrusion.

Attaches securely to
tubes with outside
Dia.48-51mm.

Standard in polish &
Black anodized finished.

Designed for safe
connection in
trussing system.

Nylon lock nut.



YOUTUBE



**TUV CERTIFIED CLAMP
& COUPLER**

KCP-830 Silver / KCP-830B Black

SLIM TYPE HALF COUPLER

W

0.3 kg
(0.66 lb)

m_{ax}

230 kg
(507 lb)



- Fits tube Ø 48-51mm
- Equipped with M10 nut & bolt for custom solutions.

KCP-831 Silver / KCP-831B Black

HALF COUPLER

W

0.52 kg
(1.2 lb)

m_{ax}

500 kg
(1100 lb)



- Fits tube Ø 48-51mm
- Equipped with M10 nut & bolt for custom solutions.

KCP-831-T Silver / KCP-831B-T Black

HALF COUPLER w/T-HANDLE

W

0.58 kg
(1.28 lb)

m_{ax}

500 kg
(1100 lb)



- Fits tube Ø 48-51mm
- Equipped with M10 nut & bolt for custom solutions.

KCP-823 Silver / KCP-823B Black

SLIM TYPE HALF COUPLER w/ EYE RING

W

0.5 kg
(1.1 lb)

m_{ax}

230 kg
(507 lb)



- Fits tube Ø 48-51mm
- Equipped with M12 eye ring for multipurpose use with chains, wires and ropes.

KCP-833 Silver / KCP-833B Black

HALF COUPLER w/ EYE RING

W

0.65 kg
(1.43 lb)

m_{ax}

340 kg
(748 lb)



- Fits tube Ø 48-51mm
- Equipped with M12 eye ring for multipurpose use with chains, wires and ropes.

KCP-824 Silver

SLIM TYPE HALF COUPLER w/ 28mm SPIGOT

W

0.79 kg
(1.74 lb)

m_{ax}

200 kg
(440 lb)



- Fits tube Ø 48-51mm
- Equipped with a 28mm (1-1/8")
- AKA big Ben clamp. The pin can mount into a combo stand to span between two stand as a goal post rig.

KCP-834 Silver / KCP-834B Black

HALF COUPLER w/ 28mm SPIGOT

W

0.75 kg
(1.65 lb)

m_{ax}

200 kg
(440 lb)



- Fits tube Ø 48-51mm
- Equipped with a 28mm (1-1/8")
- AKA big Ben clamp. The pin can mount into a combo stand to span between two stand as a goal post rig.

KCP-826 Silver

SLIM TYPE HALF COUPLER w/ 16mm STUD

W

0.44 kg
(0.97 lb)

m_{ax}

100 kg
(220 lb)



- Fits tube Ø 48-51mm
- Equipped with a 16mm (5/8") stud for lightweight luminaires, grip heads, etc.

KCP-836 Silver

HALF COUPLER w/ 16mm STUD

W
0.6 kg
(1.32 lb)

max
100 kg
(220 lb)



- Fits tube Ø 48-51mm
- Equipped with a 16mm(5/8") stud for lightweight luminaires, grip heads, etc.

KCP-820 Silver / KCP-820B Black

SLIM TYPE SWIVEL COUPLER

W
0.7 kg
(1.54 lb)

max
180 kg
(395 lb)



- Fits tube Ø 48-51mm to Ø 48-51mm
- For quick and easy interconnection for truss, pipes or bars.
- Allows a full 360 degree of movement.
- Drift pin also supplied for fixing in a 90 degree configuration.

KCP-832 Silver / KCP-832B Black

HALF SWIVEL COUPLER

W
1.2 kg
(2.64 lb)

max
300 kg
(660 lb)



- Fits tube Ø 48-51mm to Ø 48-51mm
- For quick and easy interconnection for truss, pipes or bars.
- Allows a full 360 degree of movement.
- Drift pin also supplied for fixing in a 90 degree configuration.

KCP-832-L Silver / KCP-832B-L Black

SWIVEL COUPLER WITH T HANDLE

W
1.1 kg
(2.42 lb)

max
300 kg
(660 lb)



- Fits tube Ø 48-51mm to Ø 48-51mm
- For quick and easy interconnection for truss, pipes or bars.
- Allows a full 360 degree of movement.
- Drift pin also supplied for fixing in a 90 degree configuration.

KCP-830ST Silver

SLIM TYPE HALF COUPLER w/ STAINLESS STEEL PARTS

W
0.3 kg
(0.66 lb)

max
300 kg
(660 lb)



- Fits tube Ø 48-51mm
- W/ M10 x 35mm, Counter Sunk.
- Built with stainless steel parts. Great for outdoor applications or where rust-free conditions are required or chemical exposure is a concern.

KCP-831ST Silver

HALF COUPLER w/ STAINLESS STEEL PARTS

W
0.5 kg
(1.1 lb)

max
500 kg
(1100 lb)



- Fits tube Ø 48-51mm
- W/ M10 x 35 mm, Counter Sunk.
- Built with stainless steel parts. Great for outdoor applications or where rust-free conditions are required or chemical exposure is a concern.

KCP-842B Black

BURGER COUPLER w/ 16MM SOCKET

W
0.46 kg
(1.01 lb)

max
50 kg
(110 lb)



- Fits tube Ø 48-51mm
- Equipped with a 16mm (5/8") socket for lighting fixing accessories.

KCP-847 Silver

BARREL JOINER

W
1.04 kg
(2.3 lb)

max
300 kg
(660 lb)



- Fits tube Ø 48-51mm
- Tube/Barrel joiner is made for providing a quick connection for two tubes together end to end.

KCP-832ST Silver

SWIVEL COUPLER w/ STAINLESS STEEL PARTS

W

1.2 kg
(2.64 lb)

m_{max}

260 kg
(572 lb)



- Fits tube Ø 48-51mm to Ø 48-51mm
- Built with stainless steel parts. Great for outdoor applications or where rust-free conditions are required or chemical exposure is a concern.

KCP-873 Silver & Blue

45-DEGREE HALF SWIVEL COUPLER

W

1.46 kg
(3.21 lb)

m_{max}

500 kg
(1100 lb)



- Fits tube Ø 48-51mm to Ø 48-51mm
- Can fix in every 45 degree without a drift pin.
- To release or tighten, use hex tool to adjust the position.

KCP-874 Silver

HALF COUPLER w/ QUICK RECEIVER

W

1.16 kg
(2.55 lb)

m_{max}

100 kg
(220 lb)



- Fits tube Ø 48-51mm
- Incorporates a 28mm (1-1/8") socket w/ safety lock system.

KCP-875 Silver

SLIM TYPE HALF COUPLER w/ QUICK RECEIVER

W

0.96 kg
(2.11 lb)

m_{max}

100 kg
(220 lb)



- Fits tube Ø 48-51mm
- Incorporates a 28mm (1-1/8") socket w/ safety lock system.

KCP-828 Silver / KCP-828B Black

SLIM HANDCUFF CLAMP

W

0.45 kg
(0.99 lb)

m_{max}

100 kg
(220 lb)



- Fits tube Ø 48-51mm
- Double levels counter sunk for M10 head bolt for custom solutions.

KCP-828-T Silver / KCP-828B-T Black

SLIM HANDCUFF CLAMP w/ T-HANDLE

W

0.48 kg
(1.06 lb)

m_{max}

90 kg
(198 lb)



- Fits tube Ø 48-51mm
- Double levels counter sunk for M10 for custom solutions.

KCP-838 Silver / KCP-838B Black

HANDCUFF CLAMP

W

0.65 kg
(1.43 lb)

m_{max}

200 kg
(440 lb)



- Fits tube Ø 48-51mm
- Double levels counter sunk for M10 or M12 hex for custom solutions.

KCP-838-T Silver / KCP-838B-T Black

HANDCUFF CLAMP w/ T-HANDLE

W

0.52 kg
(1.2 lb)

m_{max}

200 kg
(440 lb)



- Fits tube Ø 48-51mm
- Double levels counter sunk for M10 or M12 hex for custom solutions.

KCP-825 Silver / KCP-825B Black

SLIM TYPE HANDCUFF CLAMP w/ EYE RING

W
0.54 kg
(1.19 lb)

m ax
100 kg
(220 lb)



- Fits tube Ø 48-51mm
- Equipped with M12 eye ring for multipurpose use with chains, wires and ropes.

KCP-843 Silver / KCP-843B Black

HANDCUFF CLAMP w/ EYE RING

W
0.69 kg
(1.52 lb)

m ax
200 kg
(440 lb)



- Fits tube Ø 48-51mm
- Equipped with M12 eye ring for multipurpose use with chains, wires and ropes.

KCP-827 Silver

SLIM TYPE HANDCUFF CLAMP w/ 28mm SPIGOT

W
0.83 kg
(1.82 lb)

m ax
100 kg
(220 lb)



- Fits tube Ø 48-51mm
- Equipped with a 28mm(1-1/8")
- AKA big Ben clamp. The pin can mount into a combo stand to span between two stand as a goal post rig.

KCP-829 Silver

SLIM TYPE HANDCUFF CLAMP w/ 16mm STUD

W
0.47 kg
(1.03 lb)

m ax
100 kg
(220 lb)



- Fits tube Ø 48-51mm
- Equipped with a 16mm(5/8") stud for lightweight luminaires, grip heads, etc.

KCP-839 Silver

HANDCUFF w/ TVMP ADAPTER

W
0.85 kg
(1.87 lb)

m ax
200 kg
(440 lb)



- Fits tube Ø 48-51mm
- With KS-090 yoke to stand adaptor 28mm stud 16mm socket.

KCP-848 Silver

HANDCUFF CLAMP w/ 28mm SPIGOT

W
0.98 kg
(2.16 lb)

m ax
200 kg
(440 lb)



- Fits tube Ø 48-51mm
- Equipped with a 28mm(1-1/8")
- AKA big Ben clamp. The pin can mount into a combo stand to span between two stand as a goal post rig.

KCP-849 Silver

HANDCUFF CLAMP w/ 16mm STUD

W
0.63 kg
(1.38 lb)

m ax
100 kg
(220 lb)



- Fits tube Ø 48-51mm
- Equipped with a 16mm(5/8") stud for lightweight luminaires, grip heads, etc.

KCP-840 Silver

HANDCUFF WITH QUICK RECEIVER

W
1.05 kg
(2.31 lb)

m ax
200 kg
(440 lb)



- Fits tube Ø 48-51mm
- Incorporates a 28mm(1-1/8") socket w/ safety lock system.

KCP-901 Silver / KCP-901B Black

BURGER COUPLER

W

0.20 kg
(0.44 lb)

m ax

220 kg
(440 lb)



- Fits tube Ø 48-51mm
- Equipped with M10 bolt and butterfly nut for custom solutions.

KCP-902 Silver / KCP-902B Black

BURGER SWIVEL COUPLER

W

0.30 kg
(0.66 lb)

m ax

190 kg
(418 lb)



- Fits tube Ø 48-51mm to Ø 48-51mm
- For quick and easy interconnection for truss, pipes or bars.

KCP-903 Silver / KCP-903B Black

BURGER COUPLER w/ EYE RING

W

0.24 kg
(0.52 lb)

m ax

200 kg
(440 lb)



- Fits tube Ø 48-51mm
- Equipped with M10 eye ring for multipurpose use with chains, wires and ropes.

KCP-904 Silver

BURGER COUPLER w/ 28mm SPIGOT

W

0.61 kg
(1.34 lb)

m ax

75 kg
(165 lb)



- Fits tube Ø 48-51mm
- Equipped with a 28mm (1-1/8")
- AKA big Ben clamp. The pin can mount into a combo stand to span between two stand as a goal post rig.

KCP-906 Silver

BURGER COUPLER w/ 16mm STUD

W

0.26 kg
(0.57 lb)

m ax

75 kg
(165 lb)



- Fits tube Ø 48-51mm
- Equipped with a 16mm (5/8") stud for lightweight luminaires.

KCP-850 Silver / KCP-850B Black

SLIM TYPE MIGHTY COUPLER

W

0.38 kg
(0.84 lb)

m ax

280 kg
(617 lb)



- Fits tube Ø 48-60mm
- Equipped with M10 nut & bolt for custom solutions.

KCP-851 Silver / KCP-851B Black

MIGHTY HALF COUPLER

W

0.55 kg
(1.21 lb)

m ax

500 kg
(1100 lb)



- Fits tube Ø 48-60mm
- Equipped with M10 nut & bolt for custom solutions.

KCP-853 Silver / KCP-853B Black

MIGHTY HALF COUPLER w/ EYE RING

W

0.70 kg
(1.54 lb)

m ax

340 kg
(748 lb)



- Fits tube Ø 48-60mm
- Equipped with M12 eye ring for multipurpose use with chains, wires and ropes.

KCP-852 Silver / KCP-852B Black

MIGHTY HALF SWIVEL COUPLER

W
1.10 kg
(2.43 lb)

max
250 kg
(550 lb)



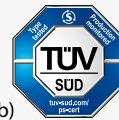
- Fits tube Ø 48-60mm
- For quick and easy interconnection for truss, pipes or bars.
- Allows a full 360 degree of movement
- Drift pin also supplied for fixing in a 90 degree configuration.

KCP-858 Silver / KCP-858B Black

SLIM TYPE MIGHTY SWIVEL COUPLER

W
0.74 kg
(1.63 lb)

max
140 kg
(308.65 lb)



- Fits tube Ø 48-60mm
- For quick and easy interconnection for truss, pipes or bars.
- Allows a full 360 degree of movement
- Drift pin also supplied for fixing in a 90 degree configuration.

KCP-859 Silver / KCP-859B Black

SLIM TYPE MIGHTY HALF COUPLER w/ EYE RING

W
0.53 kg
(1.16 lb)

max
200 kg
(440 lb)



- Fits tube Ø 48-60mm
- Equipped with M12 eye ring for multipurpose use with chains, wires and ropes.

KCP-854 Silver

MIGHTY HALF COUPLER w/ 28mm SPIGOT

W
0.99 kg
(2.18 lb)

max
200 kg
(440 lb)



- Fits tube Ø 48-60mm
- Equipped with a 28mm (1-1/8")
- AKA big Ben clamp. The pin can mount into a combo stand to span between two stand as a goal post rig.

KCP-856 Silver

MIGHTY HALF COUPLER w/ 16mm STUD

W
0.64 kg
(1.41 lb)

max
100 kg
(220 lb)



- Fits tube Ø 48-60mm
- Equipped with a 16mm (5/8") stud for lightweight luminaires, grip heads, etc.

KCP-864 Silver

SLIM TYPE MIGHTY HALF COUPLER w/ 28mm SPIGOT

W
0.83 kg
(1.82 lb)

max
200 kg
(440 lb)



- Fits tube Ø 48-60mm
- Equipped with a 28mm (1-1/8")
- AKA big Ben clamp. The pin can mount into a combo stand to span between two stand as a goal post rig.

KCP-867 Silver

SLIM TYPE MIGHTY HALF COUPLER w/ 16mm STUD

W
0.47 kg
(1.03 lb)

max
100 kg
(220 lb)



- Fits tube Ø 48-60mm
- Equipped with a 16mm (5/8") stud for lightweight luminaires, grip heads, etc.

KCP-877 Silver

MIGHTY QUICK TV COUPLER

W
1.25 kg
(2.75 lb)

max
100 kg
(220 lb)



- Fits tube Ø 48-60mm
- Incorporates a 28mm (1-1/8") socket w/ safety lock system.

KCP-878 Silver

SLIM TYPE MIGHTY QUICK TV COUPLER

W 1.08 kg (2.38 lb)
max 100 kg (220 lb)

- Fits tube Ø 48-60mm
- Incorporates a 28mm (1-1/8") socket w/ safety lock system.



KCP-880 Silver / KCP-880B Black

SLIM MIGHTY HANDCUFF

W 0.42 kg (0.93 lb)
max 100 kg (220 lb)

- Fits tube Ø 48-60mm
- Double levels counter sunk for M10. head bolt for custom solutions.



KCP-881 Silver / KCP-881B Black

Mighty Handcuff

W 0.65 kg (1.43 lb)
max 200 kg (440.9 lb)

- Fits tube Ø 60mm
- Double levels counter sunk for M10 or M12 hex. head bolt for custom solutions.




KCP-882 Silver / KCP-882B Black

SLIM MIGHTY HANDCUFF w/ EYE RING

W 0.53 kg (1.17 lb)
max 100 kg (220 lb)

- Fits tube Ø 60mm
- Equipped with M12 eye ring for multipurpose use with chains, wires and ropes.



KCP-883 Silver / KCP-883B Black

MIGHTY HANDCUFF w/ EYE RING COUPLER

W 0.78 kg (1.72 lb)
max 200 kg (440.9 lb)

- Fits tube Ø 60mm
- Equipped with M12 eye ring for multipurpose use with chains, wires and ropes.



KCP-884 Silver / KCP-884B Black

SLIM MIGHTY HANDCUFF w/ TV QUICK RECEIVER

W 1.05 kg (2.31 lb)
max 100 kg (220 lb)

- Fits tube Ø 60mm
- Incorporates a 28mm (1-1/8") socket w/ safety lock system.



KCP-885 Silver / KCP-885B Black

MIGHTY HANDCUFF w/ TV QUICK RECEIVER

W 1.28 kg (2.82 lb)
max 100 kg (220 lb)

- Fits tube Ø 60mm
- Incorporates a 28mm (1-1/8") socket w/ safety lock system.



KS-089 Silver / KS-089B Black

UNIVERSAL TV QUICK RECEIVER

W 0.70 kg (1.54 lb)
max 100 kg (220 lb)



- Aluminum quick accepts captive 28mm DIN or Euro Spigot.
- Easily assembly with clamps through long hex or wrench socket driver.
- Allows 360 degree rotation.



YOUTUBE
 LIGHTING CLAMP FT.
 UNIVERSAL TV QUICK
 RECEIVER FOR 28MM SPIGOT

KCP-866 Silver

NUGGET COUPLER w/ 16mm STUD

W 0.36 kg (0.79 lb)
max 100 kg (220 lb)



- Fits tube Ø 32-38mm
- Equipped with a 16mm(5/8") stud for lightweight luminaires, grip heads, etc.

KCP-860 Silver / KCP-860B Black

NUGGET COUPLER

W 0.20 kg (0.44 lb)
max 350 kg (770 lb)




- Fits tube Ø 32-38mm
- Double level's counter sunk for M10 or 3/8" hex screw. for custom solutions.
- Equipped with M10 bolt and nut.

KCP-862 Silver / KCP-862B Black

NUGGET SWIVEL COUPLER

W 0.40 kg (0.88 lb)
max 350 kg (770 lb)



- Fits for tube 32-38mm to 32-38mm
- For quick and easy interconnection for truss, pipes or bars.

KCP-863 Silver / KCP-863B Black

NUGGET COUPLER w/ EYE RING

W 0.36 kg (0.79 lb)
max 230 kg (507 lb)



- Fits tube Ø 32-38mm
- Equipped with M10 eye ring for multipurpose use with chains, wires and ropes.

KCP-810 Silver / KCP-810B Black

ARCH COUPLER

W 0.68 kg (1.5 lb)
max 100 kg (220 lb)



- Fits tube Ø 38-51mm
- Double levels counter sunk for M10 or M12 hex for custom solutions.

KCP-813 Silver / KCP-813B Black

ARCH COUPLER w/ EYE RING

W 0.79 kg (1.74 lb)
max 80 kg (176 lb)



- Fits tube Ø 38-51mm
- Equipped with M12 eye ring for multipurpose use with chains, wires and ropes.

KCP-841 Silver

ARCH COUPLER w/ QUICK RECEIVER

W 1.38 kg (3.0 lb)
max 150 kg (330 lb)



- Fits tube Ø 38-51mm
- Incorporates a 28mm(1-1/8") socket w/ safety lock system.

KCP-814 Silver / KCP-816 Silver

ARCH COUPLER w/ 28mm SPIGOT / 16mm STUD

W 1.10kg (2.42 lb)
max 150 kg (330 lb)

- Fits tube Ø 38-51mm
- Equipped with a 28mm(1-1/8")
- AKA big Ben clamp. The pin can mount into a combo stand to span between two stand as a goal post rig.

W 0.75 kg (1.65 lb)
max 100 kg (220 lb)

- Fits tube Ø 38-51mm
- Equipped with a 16mm(5/8") stud for lightweight luminaires, grip heads, etc.



KCP-0201 Silver
KCP-0201B Black

MINI COUPLER 20

W 0.06 kg (0.13 lb) **↓** max 100 kg (220.46 lb)

- Fits tube Ø 20-22mm
- Equipped with M6 bolt and wing nut for custom solutions.



KCP-0202 Silver
KCP-0202B Black

MINI SWIVEL COUPLER 20

W 0.11 kg (0.24 lb) **↓** max 100 kg (220.46 lb)

- Fits tube Ø 20-22mm
- For quick and easy interconnection for truss, pipes or bars.



KCP-0203 Silver
KCP-0203B Black

MINI EYE RING COUPLER 20

W 0.1 kg (0.22 lb) **↓** max 90 kg (198.4 lb)

- Fits tube Ø 20-22mm
- Equipped with M6 eye ring for multipurpose use with chains, wires and ropes.



KCP-811 Silver
KCP-811B Black

MINI COUPLER 25

W 0.06 kg (0.13 lb) **↓** max 100 kg (220.46 lb)

- Fits tube Ø 23-25.4mm
- Equipped with 1/4"-20 bolt and nut for custom solutions.



KCP-812 Silver
KCP-812B Black

MINI EYE RING COUPLER 25

W 0.1 kg (0.22 lb) **↓** max 90 kg (198.4 lb)

- Fits tube Ø 23-25.4mm
- Equipped with M6 eye ring for multipurpose use with chains, wires and ropes.



KCP-815 Silver
KCP-815B Black

MINI SWIVEL COUPLER 25

W 0.12 kg (0.26 lb) **↓** max 100 kg (220.46 lb)

- Fits tube Ø 23-25.4mm
- For quick and easy interconnection for truss, pipes or bars.



KCP-0301 Silver
KCP-0301B Black

MINI COUPLER 30

W 0.07 kg (0.15 lb) **↓** max 100 kg (220.46 lb)

- Fits tube Ø 25-28mm
- Equipped with M6 bolt and wing nut for custom solutions.



KCP-0302 Silver
KCP-0302B Black

MINI SWIVEL COUPLER 30

W 0.12 kg (0.26 lb) **↓** max 100 kg (220.46 lb)

- Fits tube Ø 25-28mm
- For quick and easy interconnection for truss, pipes or bars.



KCP-0303 Silver
KCP-0303B Black

MINI EYE RING COUPLER 30

W 0.12 kg (0.26 lb) **↓** max 90 kg (198.4 lb)

- Fits tube Ø 25-28mm
- Equipped with M6 eye ring for multipurpose use with chains, wires and ropes.



KCP-0351 Silver
KCP-0351B Black

MINI COUPLER 35

W 0.1 kg (0.22 lb) **↓ max** 100 kg (220.46 lb)

- Fits tube Ø 30-35mm
- Equipped with M8 bolt and wing nut for custom solutions.



KCP-0352 Silver
KCP-0352B Black

MINI SWIVEL COUPLER 35

W 0.18 kg (0.4 lb) **↓ max** 100 kg (220.46 lb)

- Fits tube Ø 30-35mm
- For quick and easy interconnection for truss, pipes or bars.



KCP-0353 Silver
KCP-0353B Black

MINI EYE RING COUPLER 35

W 0.14 kg (0.3 lb) **↓ max** 90 kg (198.4 lb)

- Fits tube Ø 30-35mm
- Equipped with M8 eye ring for multipurpose use with chains, wires and ropes.



KCP-0401 Silver
KCP-0401B Black

MINI COUPLER 40

W 0.14 kg (0.3 lb) **↓ max** 100 kg (220.46 lb)

- Fits tube Ø 35-40mm
- Equipped with M10 bolt and wing nut for custom solutions.



KCP-0402 Silver
KCP-0402B Black

MINI SWIVEL COUPLER 40

W 0.21 kg (0.46 lb) **↓ max** 100 kg (220.46 lb)

- Fits tube Ø 35-40mm
- For quick and easy interconnection for truss, pipes or bars.



KCP-0403 Silver
KCP-0403B Black

MINI EYE RING COUPLER 40

W 0.2 kg (0.44 lb) **↓ max** 90 kg (198.4 lb)


- Fits tube Ø 35-40mm
- Equipped with M10 eye ring for multipurpose use with chains, wires and ropes.



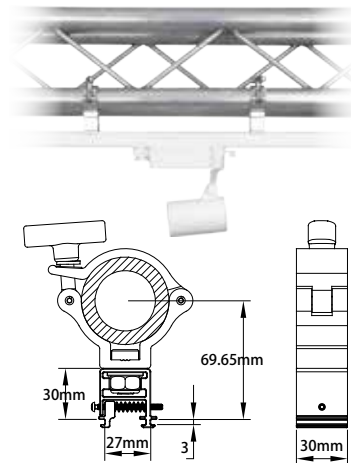
A neat solution for attaching 3-phase (3 circuits) or DALI lighting track on 2" (51mm) pipe, tube or truss. This patented clamp is constructed of a classic burger coupler with aluminum alloy, making it sturdy yet compact and lightweight. Quick set-up and flexible with adjustments. Usable for 3-phase lighting track including ERCO, EUTRAC, ZUMBETOL and GLOBAL TRAC.



YOUTUBE
KUPO UNIVERSAL
LIGHT TRACK COUPLER



PATENT



KCP-907 Universal Light Track Coupler **W** 0.19 kg (0.42 lb) **↓ max** 20 kg (44.09 lb)

KCP-857 Silver

MIGHTY HALF SWIVEL COUPLER

W 1.25 kg (2.75 lb)
max 500 kg (1100 lb)

- Fits tube Ø 48-51mm to Ø 48-60mm
- For quick and easy interconnection for truss, pipes or bars.
- Allows a full 360 degree of movement
- Drift pin also supplied for fixing in a 90 degree configuration.



KCP-868 Silver

SLIM TYPE SWIVEL COUPLER

W 0.58 kg (1.27 lb)
max 120 kg (264 lb)

- Fits tube Ø 48-51mm to Ø 32-38mm
- For quick and easy interconnection for truss, pipes or bars.
- Allows a full 360 degree of movement
- Drift pin also supplied for fixing in a 90 degree configuration.



KCP-869 Silver

SLIM TYPE MIGHTY SWIVEL COUPLER

W 0.62 kg (1.36 lb)
max 120 kg (264 lb)

- Fits tube Ø 48-60mm to Ø 32-38mm
- For quick and easy interconnection for truss, pipes or bars.
- Allows a full 360 degree of movement
- Drift pin also supplied for fixing in a 90 degree configuration.



KCP-835 Silver & Black

TRUSS COUPLER

W 3.30 kg (7.26 lb)
max 200 kg (440 lb)

- Fits tube Ø 48-51mm
- Centers: 205-405mm
- U-Shaped steel: 3.5mm (T) & 450mm(L)
- Mounting truss on two wind-up stands.
- The tilt swivel stand pin offers a solution to the torsion and mounting problem while lifting a truss with two stands simultaneously.

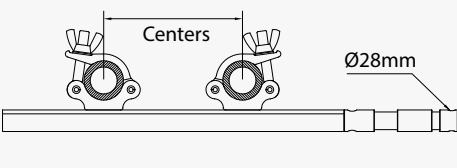


KCP-835V Silver & Black

LADDER TRUSS COUPLER

W 3.30 kg (7.26 lb)
max 200 kg (440 lb)

- Fits tube Ø 48-51mm
- Centers: 195-395mm



KCP-835F Silver

TRUSS ADAPTER FOR SPEAKER STAND

W 3.9 kg (0.44 lb)
max 200 kg (440 lb)

- Fits tube Ø 48-51mm
- Centers: 205-405mm
- With Dia. 35mm socket female




KCP-835L Silver

LIFTING TRUSS COUPLER

W 5 kg (11 lb)
max 500 kg (1100 lb)

- Fits tube Ø 48-51mm
- Eye Ring: M16
- Centers: 197-402mm



KCP-804HB Black

HEAVY DUTY ARM COUPLER

max 50 kg (110 lb)

Strengthen by thick gauge triangular support plate and welded with prolonged aluminum body, this heavy duty arm coupler enhances the loading capacity by two times heavier than the ordinary arm coupler for up to 50kg. Fitted with dia. 48mm aluminum alloy tube and overall length 100cm. Made in black finish.



- Fits tube Ø 48-51mm



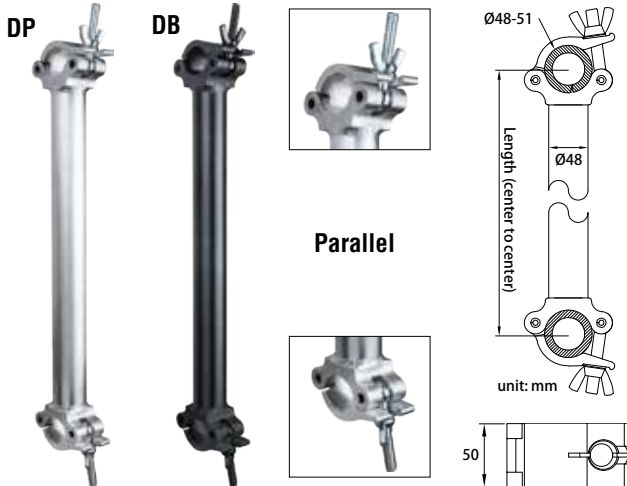


KCP-804SA Support Arm Coupler

Two articulating joints offering stable support for arm coupler ideal for a heavy object from truss where a supportive device is needed.

- Fits tube \varnothing 48-51mm
- Tube length: 1000mm

W 2.65 kg (5.84 lb) **max** 100 kg (220 lb)



Pipe-to-pipe coupler offers a firm connection between two parallel tubes, and also for 90 degree crossover tubes. Feasible for tube diameter 48-51mm, and available in polished and black finish.

KCP-801-DP / KCP-801-DB Pipe-to-pipe Coupler

Tube length: 250mm

W 1.25 kg (2.75 lb) **max** 200 kg (441 lb)

KCP-802-DP / KCP-802-DB Pipe-to-pipe Coupler

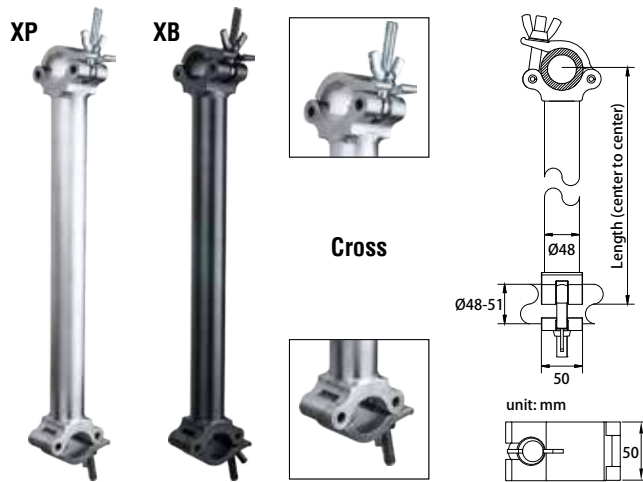
Tube length: 500mm

W 1.60 kg (3.52 lb) **max** 200 kg (441 lb)

KCP-804-DP / KCP-804-DB Pipe-to-pipe Coupler

Tube length: 1000mm

W 2.30 kg (5.07 lb) **max** 200 kg (441 lb)



KCP-801-XP / KCP-801-XB Pipe-to-pipe Coupler

Tube length: 250mm

W 1.25 kg (2.75 lb) **max** 200 kg (441 lb)

KCP-802-XP / KCP-802-XB Pipe-to-pipe Coupler

Tube length: 500mm

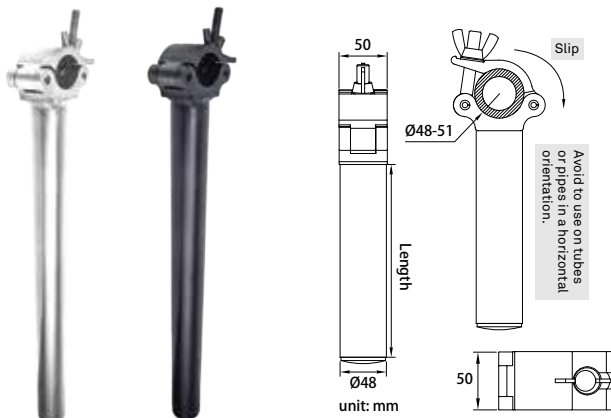
W 1.60 kg (3.52 lb) **max** 200 kg (441 lb)

KCP-804-XP / KCP-804-XB Pipe-to-pipe Coupler

Tube length: 1000mm

W 2.30 kg (5.07 lb) **max** 200 kg (441 lb)

Arm coupler is firmly welded with 48mm aluminum alloy tube, creating an extension and flexible rigging point for lighting fixture. Feasible for tube diameter 48-51mm, and available in polished and black finish.



KCP-801 / KCP-801B Arm Coupler

Tube length: 250mm

W 0.85 kg (1.87 lb) **max** 80 kg (176 lb)

KCP-802 / KCP-802B Arm Coupler

Tube length: 500mm

W 1.20 kg (2.64 lb) **max** 40 kg (88 lb)

KCP-803 / KCP-803B Arm Coupler

Tube length: 750mm

W 1.55 kg (3.41 lb) **max** 37 kg (81.5 lb)

KCP-804 / KCP-804B Arm Coupler

Tube length: 1000mm

W 1.90 kg (4.18 lb) **max** 25 kg (55.1 lb)

KCP-702 Silver

STAGE CLAMP WITH 14MM HOLE

W **max**
 0.39 kg 50 kg
 (0.85 lb) (110 lb)



- Hole Ø 14mm
- Fits tube Ø 38-51mm

KCP-703 Silver

STAGE CLAMP WITH 16MM STUD

W **max**
 0.52 kg 50 kg
 (1.14 lb) (110 lb)



- Fits tube Ø 38-51mm
- Incorporates 16mm(5/8") stud.

KCP-704 Silver

STAGE CLAMP WITH 28MM STUD

W **max**
 1.03 kg 50 kg
 (2.27 lb) (110 lb)



- Fits tube Ø 38-51mm
- AKA big Ben clamp. The pin can mount into a combo stand to span between two stand as a goal post rig.

KCP-705 Silver

STAGE CLAMP WITH 28MM SOCKET

W **max**
 0.75 kg 150 kg
 (1.65 lb) (330 lb)




- Incorporates a 28mm (1-1/8") socket w/ safety linchpin.

C-12 Silver / C-12B Black

STEEL HOOK CLAMP

W **max**
 0.90 kg 40 kg
 (1.98 lb) (88 lb)



- Fits tube size from Ø 40-60mm
- Supplied with a welded M12 yoke nut and bolt.

C-05 Silver / C-05B Black

ALUMINUM ALLOY HOOK

W **max**
 0.45 kg 40 kg
 (0.99 lb) (88 lb)



- Fits tube Ø 30-51mm
- Comes with a dia.17mm spigot (Dabo) with 3/8"-16 bolt for fixture yoke.

C-05QP Silver

ALUMINUM ALLOY HOOK

W **max**
 0.48 kg 40 kg
 (1.05 lb) (88 lb)



- Fits tube Ø 30-51mm
- Comes with a dia.17mm spigot (Dabo) with 3/8"-16 bolt for fixture yoke.
- with a spring release collar to lock spigot automatically and push to release quickly.

C-01B Black / C-01QB Black

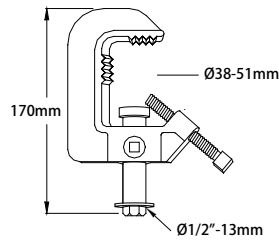
STEEL IRON CASTING CLAMP

W **max**
 0.64 kg 40 kg
 (1.41 lb) (88 lb)



- Fits tube Ø 30-51mm
- Comes with a dia.17mm spigot (Dabo) with 3/8"-16 bolt for fixture yoke.
- QUICK RELEASE VERSION / C-01QB**
- With a spring release collar to lock spigot automatically and push to release quickly.

Note: When using c-clamps care must be taken to not over-tighten the pipe bolt which affixes the clamp to the batten. If this bolt is over-tightened, it can easily dimple or "drill" into the batten, seriously compromising the strength of the batten. A finger tight plus half turn with the wrench is all that is required.

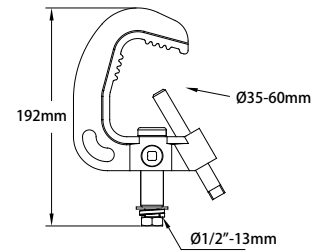


C-06

Heavy Duty Iron Casting Clamp

W 0.87kg 1.92lb **max** 100kg 220lb

The old C clamp or pipe clamp is designed for most hanging applications. Intended for use with 1-1/2" to 2" O.D. iron pipes in theaters. 2-1/2" long steel shaft with 1/2"-13 yoke bolt and washer. A square head pan set screw allows you to rotate the fixture. Comes in black powder coat finish.

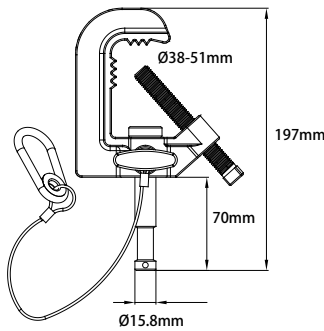


C-06T

Titan Iron Casting Clamp

W 1.25kg 2.75lb **max** 100kg 220lb

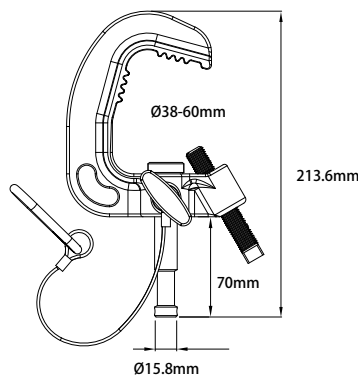
Designed to fasten luminaries to a tube or pipe of outside diameter 1-1/2" to 2-1/2" (35mm-60mm). This iron casting clamp is durable to hold a payload up to 220lbs (100kgs). Comes with 3-1/2" steel long shaft and 1/2"-13 bolt & washer. Main body has a bonding position to safety wire to anchor.



C-16 Baby Pipe Clamp

W 0.95kg 2.09lb **max** 100kg 220lb

It is identical to old C clamp but has a 16mm baby stud. The collar on the top of the baby pin keeps it safe for pan adjustments of luminaries while the knob of the clamp is loosened. The safety wire is also built with the clamp to ensure this essential safety aid is always on hand.



C-26 Titan Clamp w/ 16mm Baby Pin for Tube 60mm

W 1.2kg 2.65lb **max** 100kg 220lb

Equipped with a 16mm baby spigot for most of TV/Studio luminaries, this clamp fits the tube with diameter up to 38mm-60mm. Short-handle tommy bar prevents the handle from getting stuck with luminaire while in operation. Made of iron casting. Sturdy and durable. Safety cable is supplied as standard part.

TV Coupler's are built for heavy-duty lighting equipment and come with a 16mm receiver or 28mm spigot. It is equipped with a "safety linchpin", a security device allowing the user to preset it in the pin hole of a 28mm spigot before completely tightening and keeps the coupler from unexpected drop-off.



YOUTUBE
KUPU TV COUPLER
(KCP-844)



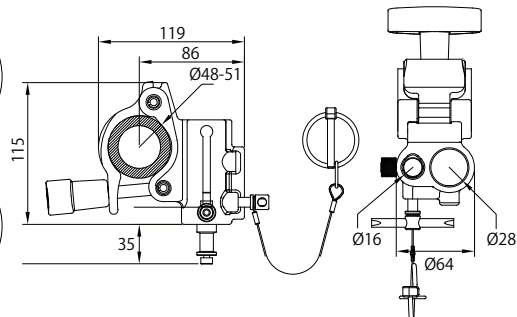
YOUTUBE
A GRIP CHOICE
ON LED PANEL
ACCESSORIES

KCP-844 / KCP-844B Silver / Black

W 0.32kg / 0.71lb

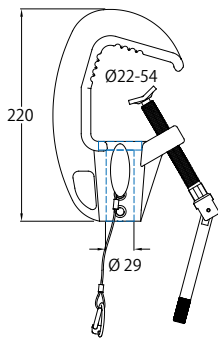
WLL: 300kg (on 28mm attachment)

WLL: 40kg (on 16mm attachment)



Features:

1. Constructed by rugged die-cast aluminum main body and extruded aluminum hinged locking jaw with TUV Approval.
2. Comes with a 28mm junior socket for luminaries or telescopic hanger.
3. Three fixing holes, with stainless steel helicoil insert to prevent thread stripped, fit diverse 28mm spigot.
4. The 3/8" threaded 16mm baby stud is also available and alternated with a 16mm baby socket by the spring latch bolt for lightweight luminaries and accessories.
4. Hinged locking jaw is restricted, making operation with single hand easier.
5. The safety wire is built with the clamp to ensure this essential safety aid is always on hand.
6. Linchpin is attached with the safety wire to keep it safe for pan adjustment of luminaire while the knob of clamp is loose.



YOUTUBE
KUPU TV CLAMP
(KCP-100B)



YOUTUBE
A GRIP CHOICE
ON LED PANEL
ACCESSORIES

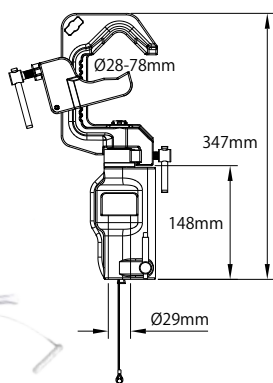
KCP-100B T.V. Clamp

W 1.61kg / 3.55lb

max 250kg / 550lb

The KCP-100B T.V. Clamp is a heavy duty casting C clamp and is supplied with a Tommy bar to improve grip. It ends in a 28mm (1-1/8") junior receiver. A collar ring on bushing is supplied for the safety linch pin to pass through the fixture spigot. There is a dedicated aperture in the clamp body for attaching the safety cable. This clamp works for round tube diameters from 22-54mm with load capacity of 250kgs. It is ideal to hang all types of luminaries in T.V. studios and theaters.

Designed with ratcheting jaw to fit wider tube range, these two pipe C clamps work for tube diameter from 28mm (1-1/8") to 78mm (3"). Manufactured from rugged gravity cast aluminum for greater load capacity. TUV certified for working safe.



KCP-150 Swiveling Pipe C Clamp w/ Universal Head

Manufactured from rugged gravity cast aluminum, the Kupo swiveling pipe C clamp works for pipe diameters from 28 to 78mm with load capacity 15kg (33lbs) or for 16mm attachment and 80kg (176lbs). The swivel device allows a pan adjustment of the fixture with ease and convenience. And the safety wire is built with the clamp to ensure this essential safety aid is always on hand.

W 1.6kg / 3.52lb

max 15kg (16mm) / 33lb

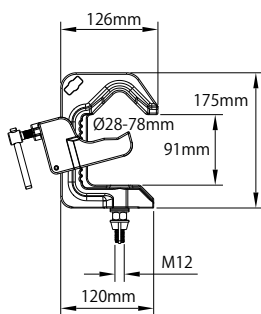
max 80kg (28mm) / 176lb



YOUTUBE
KUPU RATCHETING
JAW C CLAMP



YOUTUBE
A GRIP CHOICE
ON LED PANEL
ACCESSORIES



KCP-151 Ratcheting Jaw C Clamp w/ M12 Bolt & Nut

Also manufactured from rugged gravity cast aluminum, Kupo KCP-151 Swiveling "C" Clamp comes with M12 screw and wing nut instead of universal head. The C clamp works for pipe diameters from 28 to 78mm with load capacity 110kg (242lb).

W 1.07kg / 2.36lb

max 110kg / 242lb



YOUTUBE
KUPU RATCHETING
JAW C CLAMP



YOUTUBE
A GRIP CHOICE
ON LED PANEL
ACCESSORIES

SAFETY WIRE

Kupo safety wire is made of galvanized steel wire, and is constructed in accordance with DIN3055 and DIN3060. It is used as secondary bonding for rigging, lighting and other equipment to truss or stand, rendering a secondary flexible coupling in addition to the regular fixture. Standard finish is metallic silver, Black coating is available upon request.



YOUTUBE
KUPU SAFETY WIRE
(SW-01)



SW-01 / SW-01-B
Ø 3.2mm, 7 x 19 wire

SW-02
Ø 2.0mm, 7 x 7 wire,
Ø 3.0mm (with PVC jacket)

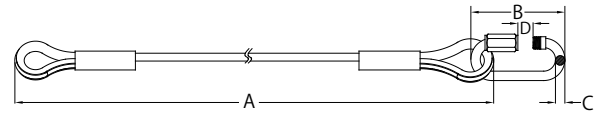
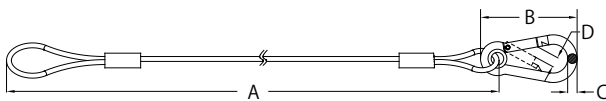


SW-03 / SW-03-B
Ø 4.8mm, 7 x 19 wire

SW-04
Ø 3.2mm, 7 x 19 wire,
Ø 4.5mm (with PVC jacket)

Item	WLL	A	B	C	D
SW-01/ SW-01-B	10kg	75cm	60mm	5.8mm	7.8mm
SW-02	5kg	70cm	50mm	4.8mm	7.0mm
SW-04	10kg	75cm	60mm	5.8mm	7.8mm

Item	WLL	A	B	C	D
SW-03	50kg	100cm	60mm	5.8mm	9.7mm
SW-03-B	50kg	100cm	60mm	5.8mm	9.7mm



This safety wire is built with stainless steel hook and wire rope, and terminated with aluminum ferrule. With its rusty-free feature, it is an ideal choice for outdoor application.



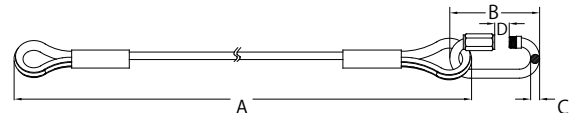
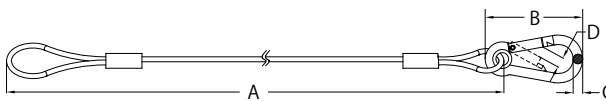
SW-01ST
Ø 3.2mm, 7 x 19 wire
(Stainless steel wire)

Item	WLL	A	B	C	D
SW-01ST	10kg	75cm	60mm	5.8mm	7.8mm




SW-03ST
Ø 4.8mm, 7 x 19 wire
(Stainless steel wire)

Item	WLL	A	B	C	D
SW-03ST	50kg	100cm	60mm	5.8mm	9.7mm

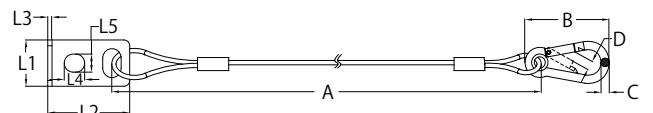


Kupo extends the application of safety wire by adding a yoke plate on SW-01 safety wire. By fastening the plate to the yoke of lighting fixture, it offers an easier management for safety wire as the fixing point is just that clear. With this design, the safety bond won't get lost any more as it is firmly attached to the yoke. A simple and clever accessory to the fixtures.



SW-01YP
Safety Wire w/ Yoke Plate
Ø 3.2mm, 7 x 19 wire, SW-01 with yoke fixing plate

Item	WLL	L1	L2	L3	L4	L5	A
SW-01YP	10kg	32cm	58mm	3mm	15.5mm	14.5mm	75mm

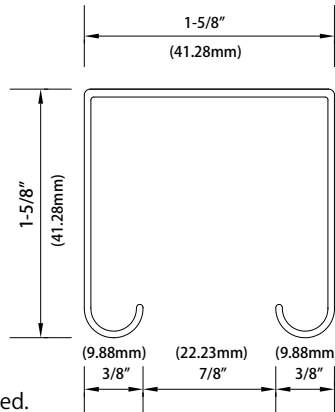


KS-279 Linchpin Set

Linchpin is made of durable steel construction with a yellow zinc dichromate finish. Features a latch with integrated spring retainer makes the fixation easy and firm. The Pin is measured 5.5mm in diameter and 40mm long with locking rings measured 35mm in diameter and 5.8mm thick. (set of 5)



The strut channel is widely used in electrical support systems and construction. It is made from 2mm thick rolled steel and folded with an inward-curving shape to strengthen the stiffness for providing the greatest support and connecting other components. Formed in box size 1-5/8" (41mm) by 1-5/8" (41mm) with oval slots in 10 x 32mm. Surface is available galvanized or hotdipped galvanized.



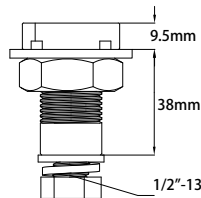
KT-S300SG Strut Channel

3M Strut Channel, 41(W) x 41(H) x 2(T)mm, Oval-slotted, Galvanized.

KT-S300SH Strut Channel

3M Strut Channel, 41(W) x 41(H) x 2(T)mm, Oval-slotted, Hot-Dipped Galvanized.

Strut channel adapters are used for hanging fixtures or pipes to the strut channel. Each strut channel adapter is welded with a grooved top piece that can easily access the track and hold the channel tightly. With the strut channel adapter you will find it easy and faster than ever to position the lighting fixture on the strut channel. Suitable for standard 1-5/8" (width) strut channels. Strong and durable. WLL rated 220kgs (440lbs).

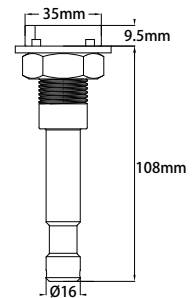


KT-056 Strut Channel Adapter

w/ 1/2"-13 Nut & Bolt

for Hanging Lighting Fixture or Equipment.

W 0.2 kg (0.44 lb) **W** 220 kg (440 lb)

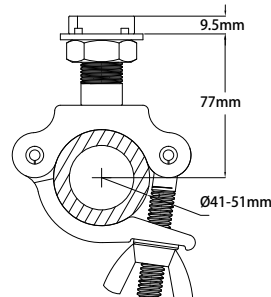


KT-058 Strut Channel Adapter

w/ 5/8" (16mm) Baby Pin

for Hanging Film / Video Fixture or Equipment.

W 0.3 kg (0.66 lb) **W** 220 kg (440 lb)



KT-057 Strut Channel

Adapter w/ half coupler for 2" (50mm) tube

for Adapting Strut Channel to Pipe or Tube.

W 0.7 kg (1.54 lb) **W** 220 kg (440 lb)

How to fasten the strut channel adapter:

1. Insert the adapter into the strut channel and rotate 90 degrees.
2. Spin the large hex nut to lock into the channel.



The Kupo telescopic hanger family features a quick release clamp allowing the user to quickly and securely suspend a lighting fixture or other equipment overhead for an unobstructed floor area. Constructed by quality steel with a superior chrome plated surface treatment for lasting durability. A stirrup head is on the end of the telescopic hanger designed for those lighting fixtures with clamps mounted on the head directly. A universal adapter is also available on the hanger for those lighting fixtures with a junior pin securely mounted on telescopic hangers. Safety pins for both versions are equipped to prevent the riser from slipping. A full range of telescopic hangers are supplied from lengths 3 to 10 feet (91.4cm-304.8cm) to meet all industrial requirements.



Stirrup Head: Dia. 40mm Baby pin: 5/8"(16mm)



**YOUTUBE
TELESCOPIC HANGERS**

PATENTED

Quick Release Clamp allows user to Quickly and Securely Suspend a Lighting Fixture Overhead for an Unobstructed Floor Area.



Stirrup head



**YOUTUBE
KUPO TELESCOPIC
HANGER
W/ STIRRUP HEAD**



Universal head



**YOUTUBE
KUPO TELESCOPIC
HANGER W/
UNIVERSAL HEAD**

KTHS-0306 Short Telescopic Hanger w/ Stirrup Head

L 91.4cm 3 feet	H 182.8cm 6 feet	W 5.3kg 11.7lb	↓ 40kg max 88lb
---------------------------	----------------------------	--------------------------	---------------------------

KTHS-0408 Medium Telescopic Hanger w/ Stirrup Head

L 121.9cm 4 feet	H 246.8cm 8 feet	W 6kg 13.2lb	↓ 40kg max 88lb
----------------------------	----------------------------	------------------------	---------------------------

KTHS-0510 Long Telescopic Hanger w/ Stirrup Head

L 152.4cm 5 feet	H 304.8cm 10 feet	W 6.7kg 14.8lb	↓ 40kg max 88lb
----------------------------	-----------------------------	--------------------------	---------------------------

KTHU-0306 Short Telescopic Hanger w/ Universal Head

L 91.4cm 3 feet	H 182.8cm 6 feet	W 5.3kg 11.7lb	T v
---------------------------	----------------------------	--------------------------	------------

- Baby pin (16mm spigot) max load: 10 kg / Junior receiver (28mm socket) max load: 40 kg
- Linch Pin is attached with safety wire.

KTHU-0408 Medium Telescopic Hanger w/ Universal Head

L 121.9cm 4 feet	H 246.8cm 8 feet	W 6kg 13.2lb	T v
----------------------------	----------------------------	------------------------	------------

- Baby pin (16mm spigot) max load: 10 kg / Junior receiver (28mm socket) max load: 40 kg
- Linch Pin is attached with safety wire.

KTHU-0510 Long Telescopic Hanger w/ Universal Head

L 152.4cm 5 feet	H 304.8cm 10 feet	W 6.7kg 14.8lb	T v
----------------------------	-----------------------------	--------------------------	------------

- Baby pin (16mm spigot) max load: 10 kg / Junior receiver (28mm socket) max load: 40 kg
- Linch Pin is attached with safety wire.


KTHU-0712 Extra Long Telescopic Hanger w/ Universal Head

L 213cm 7 feet	H 366cm 12 feet	W 7.0kg 15.4lb	T v
--------------------------	---------------------------	--------------------------	------------

- Baby pin (16mm spigot) max load: 10 kg / Junior receiver (28mm socket) max load: 40 kg
- Linch Pin is attached with safety wire.



Quick action clamp for rigging on tube size from 25-55mm.



Push to lock



Press to release




Safety pin

Kupo Lightweight telescopic hangers are made of solid steel with matt black powder coated finish, designed for mounting with lightweight fluorescents, LED lights or any lighting fixtures less than 15kg(33lbs) weight. Features a safety wire equipped on the column to avoid the iron casting clamp unexpectedly dropping off and the quick release ball safety pin is also equipped to prevent the riser from slipping. The iron casting clamp used for pipe from 1-1/2”(35mm) to 2-1/2”(65mm) O.D. and the collar on the top of telescopic hanger keeps it safe for pan adjustment while the knob of the clamp is loosened. The stirrup head on the end of the telescopic hanger is for those lighting fixtures that come with clamps that can be mounted on the hanger directly. Any lighting fixtures equipped with 5/8”(16mm) baby receiver can be mounted on the baby pin on the end of the telescopic hanger.



Stirrup Head: Dia. 40mm



Baby pin: 5/8” (16mm)

KLHS-0103

Short Lightweight Telescopic Hanger w/ Stirrup Head

L 53.3cm 1.5 feet	H 91.4cm 3 feet	W 3kg 7.62lb	↓ max 15kg 33lb
-----------------------------	---------------------------	------------------------	---------------------------

KLHS-0204

Medium Lightweight Telescopic Hanger w/ Stirrup Head

L 68.8cm 2 feet	H 121.9cm 4 feet	W 3.6kg 7.92lb	↓ max 15kg 33lb
---------------------------	----------------------------	--------------------------	---------------------------

KLHS-0306

Long Lightweight Telescopic Hanger w/ Stirrup Head

L 91.4cm 3 feet	H 182.8cm 6 feet	W 4kg 8.8lb	↓ max 15kg 33lb
---------------------------	----------------------------	-----------------------	---------------------------

KLHB-0103

Short Lightweight Telescopic Hanger w/ Baby Pin

L 53.3cm 1.5 feet	H 91.4cm 3 feet	W 2.5kg 5.5lb	↓ max 15kg 33lb
-----------------------------	---------------------------	-------------------------	---------------------------

KLHB-0204

Medium Lightweight Telescopic Hanger w/ Baby Pin

L 68.8cm 2 feet	H 121.9cm 4 feet	W 2.8kg 6.16lb	↓ max 15kg 33lb
---------------------------	----------------------------	--------------------------	---------------------------

KLHB-0306

Long Lightweight Telescopic Hanger w/ Baby Pin

L 91.4cm 3 feet	H 182.8cm 6 feet	W 3.2kg 7.04lb	↓ max 15kg 33lb
---------------------------	----------------------------	--------------------------	---------------------------



Quick release ball safety pin prevents the riser from slipping.



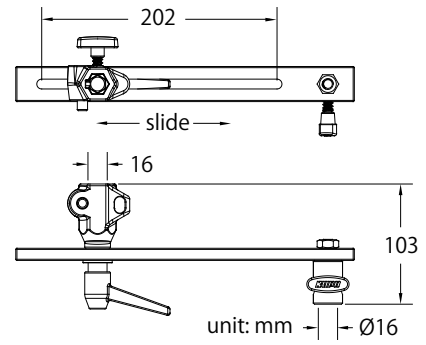
Safety wire equipped on the column to avoid clamp unexpected drop-off.



1/4"-20 female thread on the top of 5/8” (16mm) baby pin.

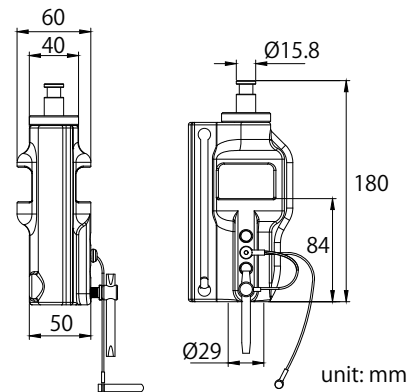


The collar on the top of the telescopic hanger keeps it safe for pan adjustment while the knob of the clamp is loosened.



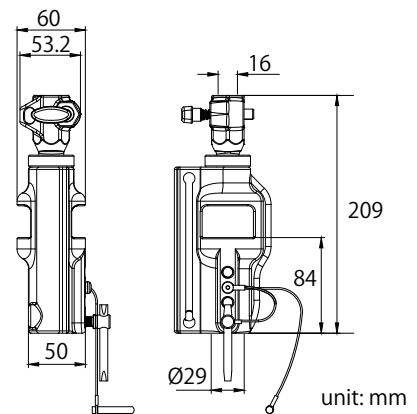
KS-210 Balance Adjustment Bracket **W** 0.4kg / 0.88lb

Designed to be fitted between pantograph and unbalanced lighting fixtures with a baby receiver (16mm socket). A ratchet handle makes adjustments easy to allow the pantographs to work properly in a tight space.



KS-212 Spigot Adapter 5/8" M to 1-1/8" F **W** 1.6kg / 3.52lb **↓** 100kg / 220lb

Made of aluminum casting, this spigot adapter features a 5/8"(16mm) baby stud on one side and a 1-1/8"(28mm) junior receiver on the other. Primarily designed for attaching fixtures or accessories that comes with a 1-1/8"(28mm) Junior spigot. And safety wire is built with the clamp to ensure this essential safety aid is always on hand.



KS-214 Spigot Adapter 5/8" F to 1-1/8" F **W** 1.6kg / 3.52lb **↓** 100kg / 220lb

Made of aluminum casting, this spigot adapter features a 5/8"(16mm) baby receiver on one side and a 1-1/8"(28mm) junior receiver on the other. Primarily designed for attaching fixtures or accessories that comes with a 1-1/8"(28mm) Junior spigot. And safety wire is built with the clamp to ensure this essential safety aid is always on hand.



KS-215 & KS-215B Dia.50mm Stirrup Head

Made of 5mm thick gauge aluminum alloy and welded with Dia. 50mm tube, this stirrup head is designed for mounting lighting fixtures with clamp or coupler. Dia. 12.5mm hole on the bracket for attaching telescopic hanger or drop pole. Available in black and silver paints. Load capacity 100kg



The pole-operated yoke is a custom part to replace the light's existing yoke and have the light controlled from below. Fitted with two cups that control tilting and panning, the yoke enables user to make the adjustment on the ground with a telescopic operating pole. The pole-operated yoke is equipped with a 28mm junior spigot for mounting to a clamp.



A junior spigot is supplied for fitting to a clamp or 28mm receiver.



Pan and tilt adjustment is carried out by worm gear mechanical design.



Adjustment via a telescopic operating pole from the ground staff.



YOUTUBE
KUPO POLE OPERATED YOKE



Pole-operated yoke is a customized part as the light's dimension varies from each brands.



Blue cup adjusts the pan (left or right).
White cup adjusts the tilt (up or down).

Kupo Telescopic Operating Pole is made of aluminum alloy tube with black anodized surface finish. Constructed of four sections with three risers. While completely extended, it reaches 4M long for KCP-144, and 6.4M long for KCP-206. Each section comes with a quick-release clamp for easier lockup. Top hook helps to maneuver the panning, tilting and focusing of luminary mounted at high position in the studio. Top hook is interchangeable with L-shape top hook, made with a horizontal prolonged rod, for the control the lighting fixture effortlessly. Aluminum pole diameter 20, 25, 30, and 35mm.



Classic Top Hook



Spin-free connection between tubes is user-friendly, making the operation easy. Quick release tube clamp for instant lockup firmly.



Laser-engraved arrow helps to fast figure out the direction of top hook.



YOUTUBE
KUPO TELESCOPIC OPERATING POLE (KCP-144 & KCP-206)

KCP-144 **W** 1.3kg / 2.87lb

Telescopic Operating Pole (1.3M-4M), with classic top hook

KCP-206 **W** 3.0kg / 6.61lb

Telescopic Operating Pole (1.9M-6.4M), with classic top hook



Telescopic operating pole is used to control the lighting fixture mounted high at the studio.



KS-211
L-Shape Top Hook for Telescopic Operating Pole

With an extra L hook to adjust barndoor or fixture pan by pulling yoke directly. It is interchangeable with the classic top hook.

We lift anything you rig! Rigpro chain hoist is well-known for its excellent mechanical design, robust die-cast structure and components as well as its sophisticated craftsmanship. We offer a range of electric chain hoists meeting IGWW SQP2 code of practice for entertainment rigging. It is designed for climbing and upright applications.

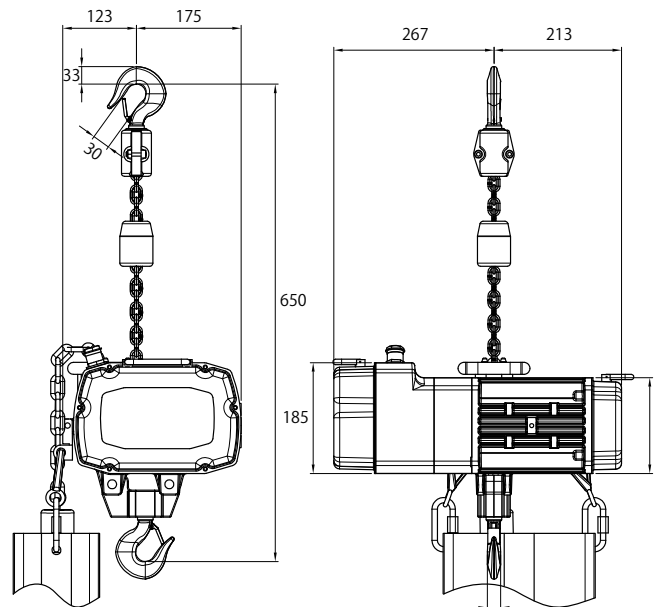


YOUTUBE
RIGPRO
BGV D8+
CHAIN HOIST



Outstanding Features

- 5-pocket lift wheel makes lifting smoother and less vibration
- Operating coefficient of load chain is 8 according to SQP2 2018.
- Friction clutch, located outside the load path, is equipped to protect the gear drive.
- Two spring-applied DC brakes aim for higher safety standard.
- Epoxy black powder coated for less visibility and corrosion resistance with rubber gasket and mechanical design, the complete unit turns to be IP55 rated.
- Forward-curve enhanced Nylon chain guide is robust and keeps chains running smoothly in the central.
- Two foldable handles provide an easy manner for transportation of the hoist.
- Housing is fabricated of gravity die-cast aluminum, light weight yet robust and durable.
- Gears are made of alloy steel with heat treatment for steady operation and less wearing. Fine grounding on gears makes engagement precisely with less operation noise.
- Upper and lower hook are made of drop-forged high tensile carbon steel, allowing 360 degree freely swiveling.
- Over-heat protection, for the maximum limit of 140 (+/-5) Celsius degree, will only allow to lower the load instead of lifting.
- Micro Switch Positioning (MSP) helps to set the up and down limit on travelling position without too much effort on direct control chain hoist (applied for RD-750P model).



unit:mm

Specification

- Load capacity: 750kgs
- Type: DC (direct voltage control)
- Motor: 0.75KW x 4P
- Motor isolation class: F
- Operation voltage: AC 400V / 50Hz
- Lifting speed: 4M/min (50Hz), 4.8M/min (60Hz)
- Load wheel: 5-pocket
- Load chain: Grade 80, 7.1 x 20.2mm
- Duty cycle: 2m FEM class, ED 40% or 240 times on / off per hour
- Friction clutch: outside the load path
- Chain hoist weight: 50kgs (without chain)
- Chain weight: 1.1kgs per meter
- Micro Switch Positioning: optional

RD-750 Comply with D8+ (IGWW SQP2 2018)

Capacity (kg)	Model	Speed(m/min) 50Hz/60Hz	Fall No.	Load Chain (Dia x pitch) (mm)	Motor (kw x pole)	Weight of hoist (kg)
750 kg	RD-750	4.0 / 4.8	1	Ø7.1 x 20.2	0.75 x 4	50
750 kg	RD-750P	4.0 / 4.8	1	Ø7.1 x 20.2	0.75 x 4	50

RC-250 is a compact and low profile rigging chain hoist that fits the lifting application in theatres, exhibition halls, TV studios, hotels, shopping centers, schools, churches, arenas, sport centers and event venues. RC-250 is feasible for both lifting and climbing operation manner, a pain-free design for mobile and installation rigging requirement.



YOUTUBE
RIGPRO
RC-250 & RD-125
CHAIN HOIST



Compact, Lightweight, yet Robust

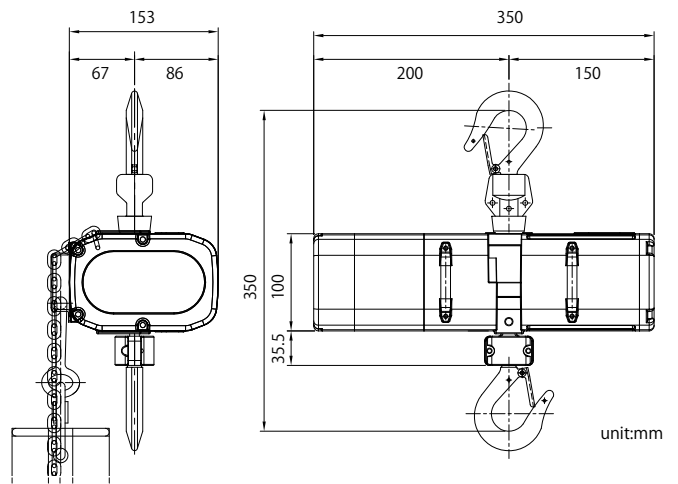
Simplified and streamline profile as 100x153x350mm, you can physically put this hoist into a 12" truss to save the head room, which is really helpful for the building with limited ceiling space for rigging. It is very lightweight, only 11kg deadweight, that requires minimal assistance for a qualified person to handle it. The housing is made of die-casting aluminum alloy, for the maximum strength in such small dimensions.

Higher Safety Gear

The hoist is equipped with two independent DC spring-loaded brakes as standard configuration when it is specified as D8, leveling up the operation safety. Additionally mechanical design is completely compliant with the tier of D8 plus. Slipping clutch, as overload protection, is situated outside the load path so as the brakes hold the load directly while disconnected with power. Adjusting the clutch torque is conveniently accessible through an Allen tool.

Reliable & Smooth Operation

The hoist is powered by a three-phase induction motor. With 2-step drive precisely-machined helical gears, the running noise stays as quiet as less than 65dB. Lifting speed is 4 meter per minute (50Hz) for steady operation



Technical Information

- Load Capacity: 250kg (D8)
- Type: DC (direct voltage control)
- Motor: 0.20KW x 4P
- Motor Isolation Class: F
- Operation Voltage: Three Phase AC 400V/Hz
- Lifting Speed: 4M/min (50Hz), 4.8M/min (50Hz)
- Load Wheel: 5-pocket
- Load Chain: Grade80, 4.0 x 12mm
- Duty Cycle: FEM 1Bm class, ED25% or 150 times on-to-off per hour
- Friction Clutch: Yes, located outside the load patch
- Chain Hoist Weight: 11kgs
- Chain Link Weight: 0.35kg per meter

RC-250 Comply with D8+ (IGVV SQP2 2018)

Capacity (kg)	Model	Speed(m/min) 50Hz/60Hz	Fall No.	Load Chain (Dia x Pitch) (mm)	Motor (kw x pole)	Weight of hoist (kg)
250 kg	RC-250	4.0 / 4.8	1	Ø4.0 x 12.0	0.2 x 4P	11

RIGPRO direct hoist controllers are designed to withstand the rigorous touring environment, offering stand-alone or multiple-units control system for maximum flexibility. Available with 4CH, 8CH and 12CH in brief case or rack mount types.

Brief Case Models

FEATURES

1. Phase check for clear identification of respective incoming phases. Only when the phase sequence is correct does the equipment start to work. Phase missing displays on a red LED indicator and the equipment won't be functioning. Lockable E-Stop button and phase reverse switch as standard feature.
2. Phase check for clear identification of respective incoming phases. Only when the phase sequence is correct does the equipment start to work. Phase missing displays on a red LED indicator and the equipment won't be functioning. Lockable E-Stop button and phase reverse switch as standard feature.
3. Overall system protection and control circuit breaker ensure the working stability.
4. Built up with 3-PIN XLR in/out connector as linkable ports for multiple system.
5. Individual up/down rotary switch per motor for handy operation.
6. Wiring information clearly disclosed on the front panel (for 8-CH controller) in favor of the user making the corresponding cable assembly for chain hoist controlling system.
7. Phase reverse switch helps to convert the phase into correct sequence.
8. Switching power supply for multiple input covering AC 220V, 380V, 400V and 440V for maximum flexibility.
9. Industry standard connectors: power input 32A 5P CEE receptacle; output 16A 4P CEE (4-CH) or 2 x 19-PIN connectors (8-CH). Four or eight channels of direct control using reversing contactors built on the rear side of the panel.
10. Each brief case type of Rigpro chain hoist controller is outfitted with Crox's water proof hard case.



CHC-14-3P 4-CH Controller

Dimension: L 52 x W 42 x H 21 (cm)
Weight: 10.00 kgs (with water-proof case)



CHC-18-3P 8-CH Controller

Dimension: L 52 x W 42 x H 21 (cm)
Weight: 9.5 kgs (with water-proof case)



MCA-1919P-100 / 200

Soca 19 Pin, 2.5 mmsq (male-female) / Length: 10M
Soca 19 Pin, 2.5 mmsq (male-female) / Length: 20M



MCA-1904P-5 Cable Sets

4-channels, 4C x 14 AWG per channel
Soca 19Pin male to 4pcs CEE 3P+E female / Length: 0.5M

Designed to accommodate for heavier rigging system. The function is mostly the same as the briefcase type. The major difference is that rack mount type can be installed into standard 19" rack, like a portable dimmer rack system. It is available with 4-channel, 8-channel and the 12-channel. They are all linkable for larger scale of operation.

Rack Mount Models

FEATURES

1. Each controller is supplied with a 2M cable with 5pin CEE form 32A male connector.
2. Handle grips for easy & convenience installation.
3. Each unit comes with footpad for desktop operation.
4. Linkable with 3pin XLR for master/slave function.
5. Universal 3-phase power input – AC/220V, 380V, 400V and 440V for maximum flexibility.
6. Multiple LED indicators provides the clear information of the working status.
7. Overload and circuit leakage breaker (applied for 8CH and 12CH) keeps user away from working hazard.
8. Output for 4-channel is 4pin CEE form 16A female socket; 8-channel and 12-channel comes with Soca 19pin female socket



YOUTUBE
RIGPRO CHAIN HOIST
CONTROLLER
(DIRECT CONTROL)



CHC-14R-3P Rack Type Chain Hoist Controller (Direct Voltage Control)

Output: 4 x CEE 4-pin
Height: 3U



CHC-18R-3P Rack Type Chain Hoist Controller (Direct Voltage Control)

Output: 2 x Soca 19-pin
Height: 4U



CHC-112R-3P Rack Type Chain Hoist Controller (Direct Voltage Control)

Output: 3 x Soca 19-pin
Height: 6U



KUPOLE

The Kupole is an extremely versatile support and only takes a moment to set-up without any tools, all with the simple flip of a handle. This unique product allows you to setup collapsible rigging, background support systems, lights, accessories, shelving, etc.



The Kupole Family consists of spring loaded 2-section aluminum poles, the largest of the 3 sizes available extends to over 12' (370cm) in height! The unique spring locking expansion system locks the Kupole between the ceiling and the floor, or two walls, resulting in a quick, non-permanent mounting solution that only has a footprint of two inches in diameter! This unique product allows you to setup collapsible rigging, background support systems, lights, accessories, shelving, etc. The Kupole is an extremely versatile support and only takes a moment to set-up without any tools, all with the simple flip of a handle.

- Deluxe aluminum casting handle incorporates a safety lock.
- It can be used in vertical or horizontal support of lighting or backdrop.
- 2 adjustable settings for a variable tension adjustment.
- Manufacturing in pole dia.45mm and 40mm and three overlapping sizes up to 370cm.
- Both silver anodized and black powder coated finish are available.



YOUTUBE
KUPO KUPOLE (KP-L2137LB)

Kupole extension is made with a solid aluminum tube and is easy to set up. Simply insert the narrow end of the Kupole after removing the spring-loaded tube and you'll have more reach capability for that higher ceiling or farther wall.



KP-L2137BD

Weight: 2.85kg(6.3lbs)
Extends from 210cm(83")
to 370cm(145")

KP-M1527BD

Weight: 2.45kg(5.4lbs)
Extends from 150cm(59")
to 270cm(106")

KP-S1017BD

Weight: 2.0kg(4.4lbs)
Extends from 100cm(39.4")
to 170cm(67")



KP-L2137PD

Weight: 2.85kg(6.3lbs)
Extends from 210cm(83")
to 370cm(145")

KP-M1527PD

Weight: 2.45kg(5.4lbs)
Extends from 150cm(59")
to 270cm(106")

KP-S1017PD

Weight: 2.0kg(4.4lbs)
Extends from 100cm(39.4")
to 170cm(67")



YOUTUBE
KUPO EXTENSION
(KP-X15P/B
& KP-X20P/B)

KP-X15P
KP-X15B

Weight: 0.53kg(1.2lbs)
Dia.: 40mm
Length: 1.5m(59.1")

KP-X20P
KP-X20B

Weight: 0.7kg(15lbs)
Dia.: 40mm
Length: 2.0m(78.7")



Safety lock



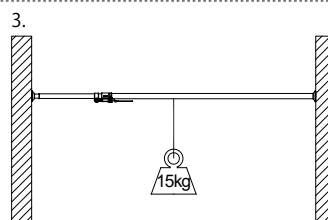
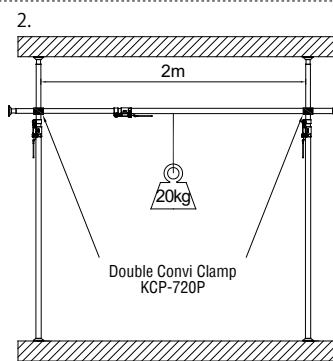
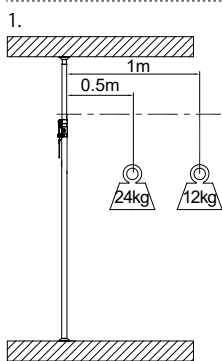
Adjustable setting



Spring cushion



Horizontal for lighting



Loading limits
- Picture 1&2 are valid for using with rigid floor and ceilings, and with the rubber pad attached on the rubber cover.
- Picture 3 is valid for operating with rigid wall to wall, and with the rubber pad attached on the rubber cover.



KD-B003
Bubble Spirit Level w/ a Rubber Segregated Latch

The leveler comes with the flexible rubber segregated latch for easily wrapping around any pole from 1"(25.4cm) to 2"(50mm) in diameter and locks into place in seconds. The integrated bubble helps to determine if the pole is in an upright position for backgrounds or display.




YOUTUBE
KUPOLE
BUBBLE LEVEL



KD-B001
Bubble Level Clamp Tube from 40 to 45mm

KD-B002
Small Bubble Level Clamp Tube from 30 to 35mm

Multi function bubble level is designed for Kupole or any tubes with 25 to 35mm or 40 to 45mm O.D. for effortless alignment. Added two cable clips accepting 6 and 10mm O.D. cables. Magnet is also equipped and makes it easy to store or attach to any ferrous metal.



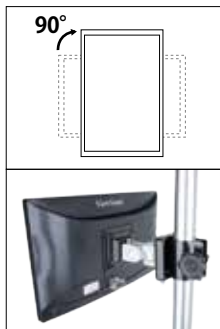
KD-C40P Owl Clip (For tube size: 40 to 50mm)

KD-C25P Owl Clip (For tube size: 30 to 35mm)

Owl cable clips are designed to hold the power cable along with the lighting stand or a round tube. It is made of durable, flexible, one piece injection PC, molded with a low-key transparent finish. The cable clips accommodate two O.D. 10mm and one O.D. 6.5mm wires throughout. Reusable and easy to mount onto 40-50mm tubes with one hand. Allows organizing and routing wires in any way you want. Standard package is 4 units per bag.



100 x 100mm panel is included



KD-M01P
LCD Monitor Arm

W 2kg
4.41lb
D 8kg
17.6lb

Easy and instantaneous rotation from landscape to portrait.

Designed for mounting LCD monitor on tube size dia. 40-50mm with the steel clamp and wheel handle. VESA mount points 75 x 75mm are drilled on the square black panel and 100 x 100mm is also available when fitted with the standard accessory.



KD-B126P Kupole Base

The Kupole base is designed to convert Kupole to a conventional stand whenever the ceiling is higher than 12'(3.6M) or a free-standing background is needed. The center base accepts 45mm diameter tubes. Leg diameter: 22mm with 126cm(49.6") footprint. Just remove the bottom rubber cover, slide into the tripod base then put the cover back.



YOUTUBE
KUPOLE
CEILING & FLOOR MOUNT
(KD-R46P & KD-R47P)

KD-R46P
Kupole Ceiling Mount
For tube size Ø40mm

Aluminum made mounting adapters which are designed for ceiling mounted, bolted to the floor, or used as a complete floor-to ceiling installation. The round plate is measured 8cm in diameter comes with 3 through holes allows to be permanent mounted on ceiling or floor with Kupole.



KD-R47P
Kupole Floor Mount
For tube size Ø45mm



YOUTUBE
KUPOLE
DISC BASE (KD-R48P)


KD-R48P Kupole Disc Base

This is a sturdy 19"(48.3cm) diameter and 12kg weight round metal base for Kupole. Use them for a clean streamlined look and ideal for visual merchandizing or displays.

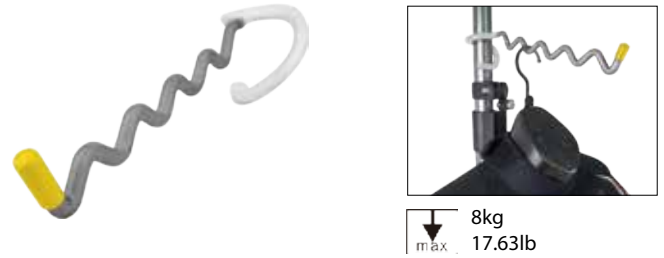


Disc with Kupole

Made by rugged steel with elegant powder coating surface treatment, the handy curved hook can be mounted on the Kupole in a snap by simply wrapping around it. Features non-slip rubber on each end ensuring it will not slip down and keeps it in place. Perfect for hanging on any lighting, video or photography equipment that weights less than 8kg(17.63lbs)



8kg
max 17.63lb



8kg
max 17.63lb

KD-A001 Steel Hook For Tube Dia. 4cm

KD-A002 Steel Hook For Tube Dia. 4.5cm

KD-A003 Steel Faceout For Tube Dia. 4cm

KD-A004 Steel Faceout For Tube Dia. 4.5cm



KD-A005 Guitar Holder Tube Dia. 4cm

KD-A006 Guitar Holder Tube Dia. 4.5cm

8kg
max 17.63lb



KD-C50P Kupole Suspended Ceiling Adapter

Designed for connecting Kupole from a drop ceiling frame with the equipped adapter.



KD-T50P Kupole Adapter

Weight: 0.55kg
Fits tube size from 48-51mm OD.
It connects the Kupole with the Truss.



KP-SP02
Top Rubber Cover


KP-SP03
Bottom Rubber Cover

KP-SP04
Top Rubber Cover

KP-SP05
Bottom Rubber Cover



KP-SP01
Rubber Pad

This metal made bike fixture features an angle-adjustable locking system which allows to keep bike in three different position. The mobility of hooks allows to fit for all bike size and frame styles. The hanging cradles are coated in soft plastic to prevent scuffs and other damage. It has to be mounted on the pole with Donut (KD-900 included) to keep your bike off ground.



KD-935P Polish Bicycle Fixture

- 42cm W x 12.7cm D x 11.6cm H
- Mounting on KD-900, KD-C05



Assembling Kupo background support accessories with Kuploes and Convi clamps can easily create your own background system for shooting without any tools. It is very simple, reliable, and flexible to meet your requirements for a paper roll background system in the studio or on location.



YOUTUBE
KUPO BACKGROUND
PAPER DRIVE SET (KP-DS01)

KP-DS01 Background Paper Drive Set **W** 1.1kg 2.4lb

Kupo Background paper drive set is a pair of adapters that expand and lock securely inside the core of a roll of seamless paper. One adapter has a plastic cog that accepts a plastic drive chain so that you can adjust the length of your background comfortably and a tension control so the background doesn't unroll by itself due to gravity. The flexibility of this adapter can fit to 46mm-78mm dia. tube size. (The plastic chain and chain weight are included)



YOUTUBE
KUPO BACKGROUND
PAPER DRIVE SET
WITH GRAY METAL CHAIN
(KP-DS01MT)

KP-DS01MT Background Paper Drive Set **W** 1.2kg 2.64lb

The Kupo Background Paper Drive Set is a pair of adapters that expand and lock securely inside the core of a roll of seamless paper. The adapters can expand to accommodate paper core sizes from 46mm to 78mm in diameter. There is a drive side with a cog that accepts a metal chain that is driven by the metal chain to raise and lower the paper and a tension side with a knob that controls the amount of tension, preventing the paper from unrolling by itself due to gravity. The 4M(13ft) stainless steel metal chain will not break under tension and is kept taut by a chain weight that hangs from the bottom of the chain loop. Now with the addition of a metal chain, rolling up and down backgrounds is smoother than ever!



YOUTUBE
KUPO TRIPLE HOOK
SET FOR BACKGROUND
PAPER DRIVE
(KP-KS02)

KP-KS02 Triple Hooks **W** 2.4kg 5.3lb

The same function as KP-KS01 but can accept three paper drive sets to support three rolls of seamless paper. It can also be mounted on a wall with screws or bolted to a pair of Convi clamps. (Set of 2)



Metal made clip included for bottom support secured to the bracket by screws.



Screws included for mounting on Convi clamp.



Drywall anchors included for wall mounting.



KP-KS01 Single Hooks **W** 0.5kg 1.1lb

The hook set is designed for the paper drive set holder which connects with a pair of Clamps. (Set of 2)




W 180g 6.4oz

KP-KS03MT Metal Chain W/ Chain Weight

Chain Length: 4.0 m (13')

Made of stainless steel, the Kupo metal chain is rock solid that allows you to easy raising and lowering of the backdrop.



KP-KS04 Chain Weight **W** 272g 0.61lb

This is a replacement chain weight to keep the plastic chain straight toward the ground. (Black)



KP-KS03 Plastic Chain w/ 3.5M Length **W** 226.8g 0.5lb

Plastic Background Driving Set Chain is a replacement plastic chain with 3.5M (137") length for the background Paper Drive Set. Different colors of chains are designed for easy color identification of different color paper rolls which are used on the Triple hooks.



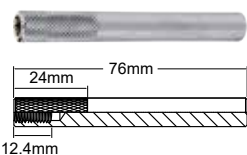
in 16mm baby stud



in 28mm junior receiver

KP-KS05
Background Baby Hook (Set of 2)

The hook is built with sturdy steel and anti-reflection black painting. This is designed to attach the background paper drive set on the hook and easily connect a 16mm(5/8") stud on the top riser of a light stand. The unique design of 28mm OD can also be inserted into a 28mm receiver after removing the knobs for the universal top head. In addition to the background paper drive set, the V shape hook can also accept a pipe size from 19-25mm as the axis for supporting the paper roll.




KP-KS06
1/4"-20 Thread 3/8" Stud For Stand Top **W** 45g
0.11lb

Easily screw the stud onto any top stand. Comes with 1/4"-20 threaded male. Keep any background crossbar with 3/8" mounting holes at each end mounted on the stand. A great way to convert your existing light stands into background holders and deal with run-and-gun setups and lighter backdrops.

Kupo Backdrop Paperweight is made from durable 2pcs of 15mm wide aluminum bar, the base with M4 point tail set screws on it and the cover with equivalent hole and knurled thumb nuts that can be clamped at the bottom edge of the background papers to keep these papers in place and prevent them from curling or moving during a shoot. It is designed for photographers to quickly and securely attach it to the bottom edge of the background paper. So when it is necessary to cut a worn length, remove the bar from the end of roll, move it up to the required position, and use this bar as a cutting edge, leaving the bar fixed to the new end of roll.

- Comes in 2 standard widths:
 KP-080PW Backdrop Paperweight 80cm
 KP-140PW Backdrop Paperweight 140cm
 For different width backdrop configurations:
 4.5' (137cm) = KP-140PW x 1
 7' (218cm) = KP-140PW + KP-080PW
 9' (272cm) = KP-140PW x 2
 12' (355cm) = KP-140PW x 2 + KP-080PW x 1



KP-080PW Backdrop Paper Weight 80cm
KP-140PW Backdrop Paper Weight 140cm



YOUTUBE
KUPO BACKGROUND
PAPER STAND
SET (223K)

223K Background Paper Stand Set **W** 4.5kg
9.9lb **h** 105cm
41.3" **max** 10kg
22lb

Ideal for easy set up for a background paper or any other background material with a compact size kit. Included in the set is a 3-section telescoping pole designed to support paper rolls up to 9' in width. The pole length is adjustable from 112cm(44") to 298cm(117.3") for better storage and transportation. Each end of the telescopic pole is equipped with a universal female tap which fits most standard light stands. Built from solid aluminum which makes the tube strong and it will never get bowed.

Two Midi Click stands w/ air cushion are included for extending up to 243.84cm(8 feet). With 86cm(33.9") closed length and 1.3kg(2.87lbs) weight, it is ideal for traveling with a telescoping pole in the carrying bag. Meanwhile, two mini spring Ali clamps are included to hold the background in place.



123B Telescopic Pole **W** 272g
0.6lb

3 section aluminum made telescopic pole is adjustable from 112cm (44") to 298cm (117.3") by the twist-lock telescoping mechanism. The holes at each end of the pole can be neatly and securely mounted on the stand tops.

The Kit Includes:

1. 3-Section Aluminum Telescopic Pole x 1 pcs
2. Midi Click Stand w/ Air Cushion x 2 pcs (080AC)
3. Mini Spring Ali Clamp x 2 pcs (KCP-350B)
4. Carrying Bag x 1 pcs



KP-8014 Backdrops Storage Rack

The backdrops storage rack is designed to hold up to 6 backdrops vertically stored and compatible with the major brands or materials, like seamless paper, fabric or canvas. Each compartment is designed to accommodate rolled-up backdrops or the one with carton. It constructed from 3mm steel with black powder coated finish to ensure the rack withstand the weight of 6 backdrops without sagging or bending. It is easy for wall mounting with included 3 screws and expand plugs, organizing studios can efficiently store multiple backdrops without clutter. Each rack features extruded boss that can be assembled back to back by optional triangle support as an extension to 12pcs backdrops storage rack.



KP-8012
Bottom Frame of Backdrops Storage Rack

The bottom frame is constructed from 3mm thick steel and punched 6 holes, providing a stable yet lightweight platform to support 6pcs backdrops vertically stored. It is easy for wall mounting with included 5 screws and expand plugs. The bottom frame can lift the backdrops off floor and contributing the weight evenly especially under uneven surfaces. This is an essential accessory for keeping backdrops organized, easily accessible, and in good condition.



KP-1412 Backdrops Storage Complete Set for 12pcs

A complete storage set for 12pcs backdrops is a composite assembly consisting of 2pcs storage rack, 1pcs bottom frame and 2 triangle support feet. This combo set ensures the overall strength and balance of the rack, providing durability and stability in the storage system. Following the assembly instruction and organized a safe storage of backdrops in your workspace.



KP-X366P Aluminum Core for 12' Backdrop



KP-X245P Aluminum Core for 9' Backdrop

Aluminum solid core allows assembly of two sections of the tube quickly and securely with an Allen key. Sometimes you may find a roll of seamless without a rigid cardboard core or you may want to use fabric that has no core. Just sliding into the seamless paper roll to connect between the paper drive set and a paper roll to prevent the paper roll from sagging over time due to gravity or humid conditions. It can also serve as a regular crossbar that mounts to optional super convi clamp-type mounts and J-Hooks to hold a backdrop.



KSJ-400P Demo Stand

An ideal portable display solution for the shop. Featuring the greatest flexibility and mobility to where the construction space or timeframe is limited, Kupo Demo Kit takes up less effort to build and presents a vibrant image to the shopper. This kit is constructed with two height-adjustable aluminum tubes with a superior and fine anodized surface. Mounted on the heavy-duty steel disc base and connected firmly to other components, the tubes hold steady, making the structure movement-free. Slat panels or shelves can be adjusted quickly to lower or higher positions by sliding the donuts on the tube and locking up securely. With this kit, showcasing the products neatly is a no brainer.



YOUTUBE
KUPO DEMO KIT (KSJ-400P)



KP-M1527PD



KD-772P



KD-500W



KCP-950P



KD-910P



KD-943P



KD-990P



KD-R48P

Includes:

item number	Product description	QTY
KP-M1527PD	Kupole extends from 150cm to 270cm-silver	2 pcs
KD-500W	Wood slat panel 106cm W x 60cm L x 2cm T	2 pcs
KD-772P	Box Shelves 106cm W x 30cm D x 20cm H	2 pcs
KCP-950P	4 way clamp for 40-50mm tube- silver	14 pcs
KD-910P	Panel Holder -silver accepts material upto 0.8cm thick	2 pcs
KD-943P	Catalogue Shelf	1 pcs
KD-990P	L Bracket Shelf Holder, set of 2-Silver	2 sets
KD-R48P	Kupo Disc Base Dia. 48.3cm	2 pcs
SIGNBOARD-1	KUPO GRIP LOGO SIGNBOARD	1 pcs

* Catalogues and displayed merchandise are not included.

This all metal cast aluminum clamp features a unique spring locking mechanism that allows you to instantly latch and release the locking collar around any tubing size from 1" to 1-3/4"(25 -35mm) in diameter. Just a quick turn of the tension handle to secure it in place and you're ready to mount any light fixture or accessory up to 66lbs(30kg) to light stands, scaffolds or Kupoles in a snap! The 3 Way Clamp has three recessed mounting locations distributed in 90 degree increments to accept a series of interchangeable accessories. The 4 Way Clamp is identical except it has four recessed mounting locations and can accept a larger tube diameter between 1-3/4" to 2" (35-50mm).



KCP-930P
3 Way Clamp
for 25mm to 35mm tube

W 268g 30kg
9.44oz 66lb



YOUTUBE
KUPO 3 WAY CLAMP
(KCP-930P)




YOUTUBE
KUPO 4 WAY CLAMP
(KCP-950P)

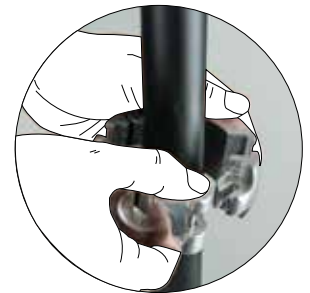


KCP-950P
4 Way Clamp
for 35mm to 50mm tube

W 358g 30kg
12.64oz 66lb



1



2



3



4



V Shape Brake



Release button



Mounting location

Application:



3 Way Clamp




4 Way Clamp





YOUTUBE
KUPO 4" BABAY STUD
FOR 4 WAY AND 3 WAY
CLAMPS (KS-091)



KS-091 Solid steel 5/8" baby stud (108mm long) **W** 100g 3.52oz

Constructed from solid steel with chrome plated surface treatment. This baby 5/8"(16mm) stud is designed for quickly attaching to any of the mounting locations on either the 3-way clamp or 4-way clamp in order to accept any light fixture or accessory with a baby 5/8"(16mm) receiver. The proprietary notch provides the stud with great mounting solutions that slide into one of the mounting locations or the baby receiver (16mm) of a Convi clamp and then is secured by turning the locking collar. The locking collar with slotted hole allows you to effortlessly tighten or loosen with a screwdriver.



YOUTUBE
KUPO 2/5" BABY STUD
FOR 4 WAY & 3 WAY
CLAMPS (KS-092)



KS-092 **W** 40g 1.42oz

Lightweight aluminum 5/8" Male Adapter. (total length: 66mm)




YOUTUBE
KUPO BABY 5/8"
RECEIVER FOR 3 & 4 WAY
CLAMP (KS-093)



KS-093 **W** 20g 0.7oz

Lightweight aluminum 5/8" Female Socket Adapter.



YOUTUBE
KUPO RIGHT ANGLE
STEEL BABY STUD FOR
3 WAY & 4 WAY (KS-094)



KS-094 **W** 0.45kg 1lb

5/8"(16mm) steel made baby pin measures 12" in length bent to 90° that extends 6" from the Kupo.



KCP-620P **W** 90g 3.2oz

Lightweight aluminum Petite Clamp for 16mm (5/8") tube.



YOUTUBE
KUPO J HOOK
ADAPTER (KS-095)



KS-095 J Hook Adapter **W** 0.18kg 0.4lb

A hardened steel accessory that is perfect for hanging strobe packs, HMI ballasts, or rigging background crossbars to light stands. Accepts Pipes that measure up to 2" in diameter.



KCP-610 Foamcore Fork **W** 0.4kg / 0.88lb

Four pointed steel pins with black powder coating to mount on a foam core. Comes with a 5/8" baby stud. Designed to be stabbed into the side of the foam core, it can be mounted on a stand, grip head or Convi clamp.



YOUTUBE
KUPO FOAMCORE FORK
W/ BABY 5/8" (16MM)
STUD (KCP-610)



With foam core

KCP-611 Foamcore Clamp **W** 0.5kg / 1.76lb

U-shaped steel holder with black powder coating to mount foam core. Comes with a 10 mm dia. chrome plated steel stud to connect with grip head. Two spike pins are attached with strings to securely attach the foam core through the holes drilled on the both sides and the bottom. For foamcore with 1" (2.54cm) thickness.



YOUTUBE
KUPO DUCK BILL
CLAMP (KCP-616)



KCP-616 Duck Bill Clamp (Platypus) **W** 890g / 1.97lb

Great for holding foamcore and breadboard with the quick set-up clamp. The steel baby stud welded on the clamp has an embossed neck design to be firmly fixed on the baby receiver or a Grip head.

KCP-614 Adjustable Poly Holder **W** 2.5kg / 5.5lb

Adjustable poly holder is made of lightweight aluminum for the central tube and two durable extendable steel holders with an anti-reflection black powder coating. This is designed for any thickness of polyboard, or foamcore sheets from 91cm (3 ft) to 156cm (5 ft). The extendable clip equipped in the end of each holder is used to hold a polyboard parallel to the floor while the poly holder is in a vertical position. The central aluminum tube comes with a 14.5cm length steel baby pin with milled flat on one side for mounting securely on a C-stand through grip head KCP-200 . U-shaped handle is also fixed on the central tube to make it easy for moving or adjusting the angle of the poly holder.



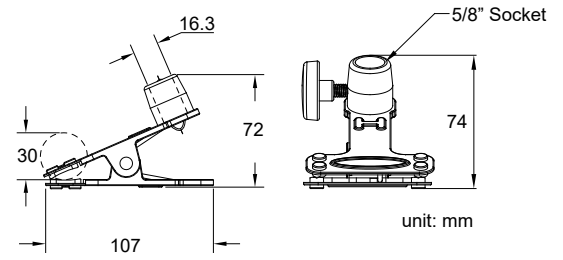
KCP-619 Foamcore Holder Stand w/ Wheels **W** 5.5kg / 12.1lb

The aluminum made foamcore holder allows to secure the board easy and make it moveable with the casters in the studio. Features a length adjustable holder that fits the thickness of board from 1" (2.54cm) to 3" (76cm) and the length of the stand can be extended from 68 to 116.5 cm to hold bigger size board.





YOUTUBE
KUPO ALI CLAMP
(KCP-350 & KCP-360)



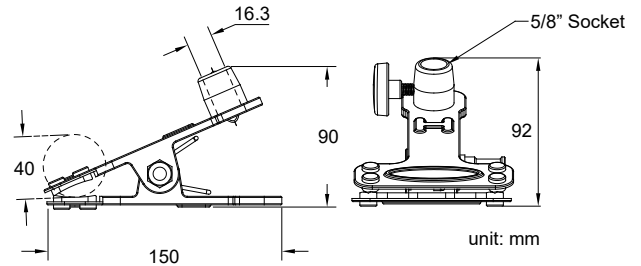
KCP-350 / KCP-350B Mini Ali Clamp - Polish / Black

W 0.11kg
0.24lb

A compact clamp with 35mm clamping range similar to the Ali clamp but smaller. One of the most useful tools for a photographer, it can mount to the top of any lighting stand with a 5/8" socket or stud to hold props, reflectors and background drops or clip a small light fixture for tabletop shooting.



W 0.32kg
0.71lb



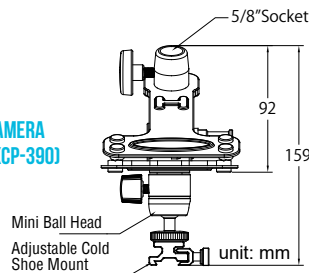
KCP-360 / KCP-360B Ali Clamp - Polish / Black

A handy multi-purpose steel clamp which features three attachment methods: a spring-tension with rubber feet protection clamp which has a clamping range of 5-40mm, a 5/8" female socket and a 5/8" stud so it can mount into a lighting stand, Convi Clamp, Super Viser or Grip Head to hold reflectors, gels, foam cores or a flash securely in the studio and on location.



YOUTUBE
KUPO GRIP OFF CAMERA
SPRING CLAMP (KCP-390)

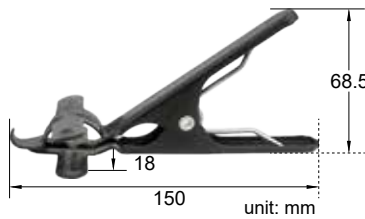
W 0.33kg
0.73lb



The holes are designed for an umbrella

KCP-390 Off Camera Flash Spring Clamp

Constructed with solid steel the Ali clamp has a sturdy steel ball head for off camera flash light in a variety of situations. The clamp also comes with adjustable aluminum cold shoes which offer not only different size holders for flash lights, but also a more long-lasting operation than plastic ones. It's easy and convenient to attach the clamp to a plank or tube from 5-40mm with the strong spring steel equipped inside the clamp. The 16mm stud with 3/8" thread hole and the sockets attached with the clamp can be connected with light stands and an umbrella. Loading: 2kg (4.4lbs)




Clips easily

KCP-352B Small Spring Clamp

W 0.1kg
0.22lb

The small spring clamp is built with rigid steel and has a superior black powder coating which is designed for mounting around the 4.6cm sections while holding paper, reflective material, backgrounds or light Gobos.



KCP-348 MultiClip

W 46g
0.1lb

Constructed from solid steel material with black powder coating, KUPO Multiclip is a stacked pair of connected clips which are 10.8cm (4.25") in length and good for attaching a gel, reflector card, gobo, prop, leaf, etc., to a stand, branch or shelf. Double adjustable clips can be rotated to provide a desired position easily.

The C-47, or common wooden clothespin is probably the lightest weight and most inexpensive "clamp" you will ever find on set. The primary function of C-47 is to attach gel filters to the barn doors of hot lights. Wood is a good insulator and doesn't conduct heat very well so they are perfect for this application, whereas metal would easily transmit heat and plastic would melt. Also ideal for drying film and printing in the darkroom to use as clips (50 pcs per bag)



◀ Transfer to C74



KCP-347 Wooden Type C47 Clothespin

One of the most useful tools on a film or photo set is the Spring Clamp, also known as an A Clamp. Constructed from solid steel with black PVC coated handles and tips. Features spring-operated pincers which allow a quick and easy mounting solution for many lightweight attachment needs. They come in three sizes; small(4"), medium(6"), large(9") and are great for clipping a reflector or bounce card to a stand or keep a roll of seamless paper from unrolling.



KCP-354-BK

4" Steel Spring A Clamp Set

4" steel spring A clamp set (2 pcs) pvc coated handles & tips



KCP-356-BK

6" Steel Spring A Clamp Set

6" steel spring A clamp set (2 pcs) pvc coated handles & tips



KCP-359-BK

9" Steel Spring A Clamp Set

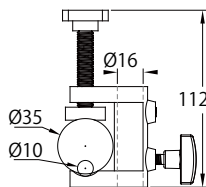
9" steel spring A clamp set (2 pcs) pvc coated handles & tips



KCP-330 Tiny Clamp

W 60g
2.11oz

Steel tiny clamp is ideal for clamping a round tube from 2mm to 16mm. Thumbscrew and 1/4" male thread with locking ring is good for mounting a camera, radio transmitter and lightweight accessories.



KCP-335 Mighty Jaw Clamp

W 160g
5.65oz

An ideal mini clamp which can be used in a variety of ways in the studio or on location. Constructed with lightweight and sturdy die-cast aluminum, Mighty Jaw can be mounted onto planks or tubes with sizes up to 35mm(1.38") with 1kg(2.2lbs) loading capacity. Features a 16mm(5/8") baby socket which can be connected with articulated arms to hold lighting, flags, gobos, cutters and a camera.



W 1.21kg
2.67lb **↓** 10kg
max 22lb

KCP-322 Telescopic Tabletop Light Stand

3-section aluminum tabletops stand Dia.30, 25, 20mm with snap locking knob that extend from 12.5"(32cm) to 22"(56cm). The bottom C-clamp is made by wide 95mm and 5mm thick steel with dual brake to distribute the force evenly on desk which allows to be mounted on any flat surface up to 2" thick. Due to the large footprint of C-clamp providing the possibility to change dual brake T handle in upward position. It is convenient for where there is limited space under the table. The stand top is fixed a dual way baby receiver with steel universal baby stud. One end with 3/8"-16 and the other end with 1/4"-20 that can mount your lighting fixture, camera or microphone in both vertical and horizontal.

The BAGUA multi flash bracket provides photographers with full control for positioning speedlights, small strobes or LED's off camera. Constructed with lightweight aluminum 6061, the palm-sized design makes it ideal for storage and travelling. Features 8 cold shoe mounts which can hold 4 speedlites in different positions or 8 speedlites are available when the optional accessories are mounted. Also any adapter with a 1/4"-20 or 3/8"-16 thread mount can easy mount BAGUA to a stand or boom. With two built-in umbrella shaft holders and four additional softbox rod holders it allows you to have portable studio lighting without the hassle. Carry pouch with spring hook is included.



PATENTED



With Softbox



Carry pouch with spring hook is included.

KS-100 Bagua Multi Flash Bracket **W** 195g 6.88oz

KS-100EA Extension Flash Adapter **W** 50g 1.76oz

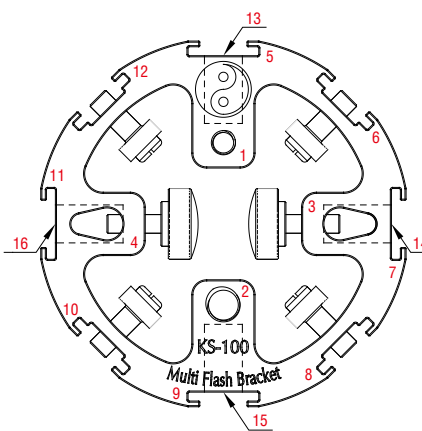
Optional aluminum made flash adapter which allows you to add more flash on the BAGUA. (Set of 4)

More features:

1. Plastic thumb screw has no electronic connection to a speedlite.
2. Precise mechanism offers the cold shoe with an easy mounting solution.
3. Two built-in umbrella shaft holders.
4. Four additional softbox rod holders for connecting with softbox.
5. Metal screw with ergonomic knob for less effort to tighten the umbrella shaft.



YOUTUBE
KUPO BAGUA MULTI
FLASH BRACKET
(KS-100)



Drawings:


- (1): 1/4"-20 female thread.
- (2): 3/8"-16 female thread.
- (3), (4): Umbrella shaft holder.
- (5), (7), (9), (11): For extension flashlight adapter.
- (6), (8), (10), (12): For standard camera flashlight.
- (13), (14), (15), (16): Soft box rod holder.



Plastic thumb screw has no electric connection to a speedlite.



Precise mechanism offers the cold shoe with an easy mounting solution.



4 flash



8 flash

The Dual L. Flash brackets are great tools for off setting your flash from your camera. They are lightweight and made with black anodized aluminum alloy for durability. The rotating L bracket can be fixed by the locking knob allowing portrait or landscape positions in a snap. Also features a baby (16mm) stud mounted on the flash bracket which offers a great mounting solution to those Off-Camera. Flash Head comes with a baby (16mm) receiver.



KS-109
Folding Flash Bracket w/ 5/8" (16mm) Adapter

1 riser; two sections

Dia. 30mm, 25mm


Max Length: 37.8cm (14.8")

W 545g 1.21lb

L 24.5cm 11"



Mounted on stand with Baby Ball Head Adapter (KS-097)





1/4"-20 and 3/8"-16 female threads.



YOUTUBE
KUPO TETHERMATE
LAPTOP PALTEFORM
(KS-312B & KS-303B)

KS-312B Tethermate **W** 2.2kg / 4.85lb
for Laptop 15" The 17.5 x 11.7" (445 x 286.5mm)

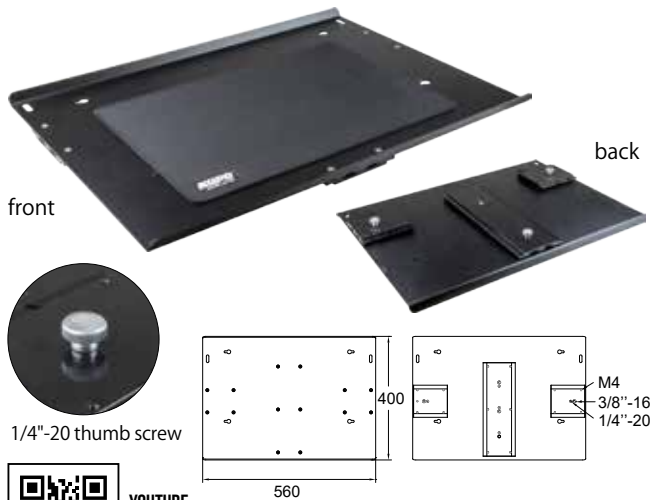
Tethermate for Laptop 15" is a portable aluminum plate for a laptop and offers a simple and portable solution for shooting direct to your laptop on location. Feature a 1/4"-20 and 3/8"-16 female threads on its underside to mount directly on tripod or any equipment that comes with 1/4"-20 and 3/8"-16 male threads. Three mounting slots under the portable plate make it a just a snap to connect additional accessories with the U-shaped sliding plate. The 1/4"-20 thumb screws are included to keep the U-shaped sliding plate in place. Thanks to the compact size it makes transportation and storage easy for the Tethermate.



Application

CXFM03 L-Shaped Bracket

This stainless steel made L-shaped bracket offers a great support for mounting the Tethermate (KS-312B) on the Crox case (CX5219) with ease and convenience. By attaching fix mount to the groove inside Croxs and fix Tethermate (KS-312B) on it and mobile working table is available. (Set of 4)



1/4"-20 thumb screw

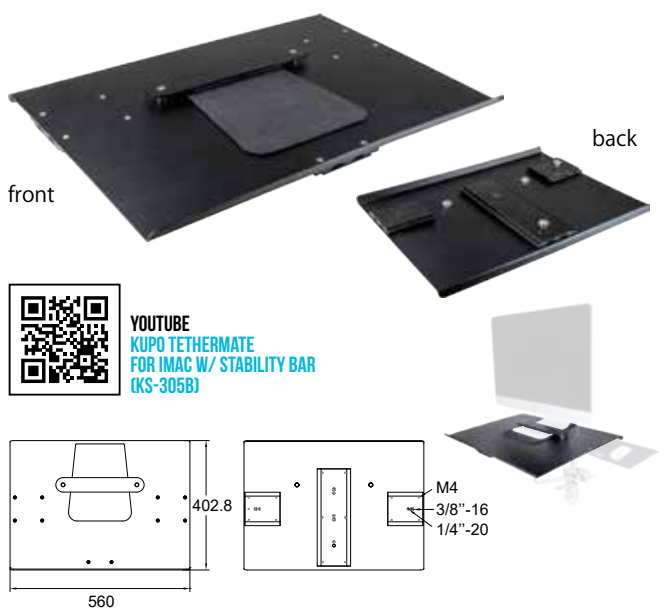


YOUTUBE
KUPO TETHERMATE
LAPTOP PALTEFORM
(KS-312B & KS-303B)

KS-303B Tethermate for Laptop 17" **W** 3kg / 6.62lb

With the same function as Tethermate for Mac Book® 15", but comes with larger size 22" x 15.7" (560 mm x 400 mm) which allows it to git a Mac Book® 17" and windows® laptop 17".


- Features:**
1. Touch-fastener strap threads through holes for fastening objects on the plate securely.
 2. Round plate edge instead of sharp corners.
 3. Non-slip pad is included.



YOUTUBE
KUPO TETHERMATE
FOR IMAC W/ STABILITY BAR
(KS-305B)

KS-305B Tethermate for iMac® **W** 3kg / 6.62lb

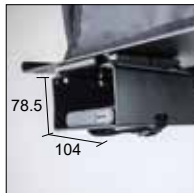
The strong & lightweight aluminum platform with size 22" x 15.7" (560mm x 400mm) for Apple® iMac & cinema display. Comes with a detachable metal stability bar and a non-slip padding to secure iMac base tightly. Under table with three mounting slots to expand other related accessories.



KS-319 is aluminum made ARAC Swiss Type Base allows you to connect with Tethermate on a tripod that comes with an ARCA style quick-release ball head. It features dual baby receivers for vertical mounting on a baby stand or horizontal mounting on and equipment comes with a baby pin which is parallel to the ground. Additional 1/4"-20 and 3/8"-16 female threaded also provides you with extra mounting solution on any equipment comes with a 1/4"-20 or 3/8"-16 male threaded.



YOUTUBE
KUPO TETHERMATE
ACCESSORIES (KS-306B,
KS-310B & KS-311B)



KS-306B Hard Drive Holder for Tethermate **W** 200g
7.05oz

The Hard Drive Holder features the U-shaped plate which can be effortlessly slid into the mounting slots under the table, offering a great storage solution for the external hard drive and takes up no space on the platform. The tunnel-shaped design brings great benefits to storing the hard drives effortlessly and provides efficient ventilation for cooling the hard drives. An extra strap also equipped in the holder keeps the hard drives always in place while it's tied up.



YOUTUBE
KUPO TETHERMATE
ACCESSORIES (KS-306B,
KS-310B & KS-311B)



KS-311B Side Table for Mouse **W** 200g
7.05oz

Made of lightweight aluminum with black coating surface treatment, Kupo side table with mouse pad is specially designed for Tethermate which provides extra working space for your mouse. Dimension: 152mm (W) x 152mm(L).



KS-304 Non-Slip Pad for Tethermate **W** 200g
7.05oz

Made of industrial grade non-slip rubber to stick items firmly on the pad and keep them securely mounted on your tether table. Temperature resistant material allows the pad to work under 80 degree C. Easy to clean with mild soap and water to renew stickiness of the pad. Size: 400mm(L) x 270mm(W) x 2mm(T).



YOUTUBE
KUPO TETHERMATE
ACCESSORIES (KS-306B,
KS-310B & KS-311B)

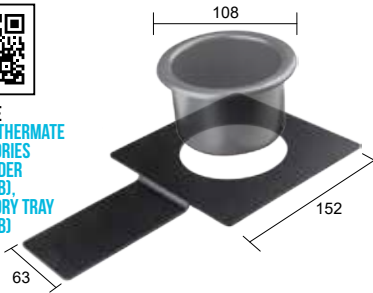


KS-310B Screen Sunshade **W** 900g
1.99lb

The Kupo screen sunshade is the perfect solution for photographers and videographers who will view the laptop screen on location or studio. The sunshade is made of opaque fabric which keeps viewing area dark from bright lights and eliminates reflections or glare on the laptop screen. The flexible fabric which can collapse flat is ideal for storage and transportation. Foldable aluminum brace with thumbscrew knob also makes it easy to set up the sunshade on the Tethermate by means of the pre-punched holes. Inner size of sunshade is 42cm(L) x 25cm(W) x 24cm(H) provides a sufficient space for your laptop up to Mac 15".



YOUTUBE
KUPO TETHERMATE
ACCESSORIES
CUP HOLDER
(KS-315B),
ACCESSORY TRAY
(KS-359B)



KS-315B Cup Holder For Tethermate **W** 200g
7.05oz

Very snug fit fitting to the Tethermate with built-in sliding tracks. The cup holder allows adding space to a cluttered desk and keeping you from accidentally spilling your drinks, also an ideal storage solution for tools, notes, pens and any other accessories with easy access.



KS-309 Mouse Pad Only **W** 95g
3.35oz

Side table mouse pad for tethermate featuring a steady rubberized base keeps mouse pad in place. Made of durable polyester construction comes with compact size which is perfect for Kupo side table. Dimensions: 152mm(W) x 152mm(L). Color: Black.



KS-317 Data Cable Anchor Port

Constructed from sturdy powdered coated steel, the Kupo L-shaped data cable anchor port allows a data cable to be wrapped around through two holes which is 17mm in diameter for preventing the data port of a camera from damage. Two screws are included for easily attaching the anchor port under the tethermate making data port protection effortless.



YOUTUBE
KUPO
TETHERMATE
ACCESSORIES
CUP HOLDER
(KS-315B),
ACCESSORY TRAY
(KS-359B)



Note Pad Size: 78 x 78mm
Tape Diameter: 25.4mm
Size: 359(L) x 216(W) x 32mm

KS-359B Pencil Tray for Tethermate **W** 350g
0.78lb

Made by ABS plastic, the Kupo pencil tray is the perfect storage solution for your Tethermate with limited space. It is a rotating closed storage tray for pens, tape, paper clips, memo pad, rubber band, etc. It is easy to mount under your Tethermate with the U-shaped adapter. Free up workspace on your Tethermate with Kupo Pencil tray.



YOUTUBE
KUPU TETHER ARM
(KS-600B)

KS-600B Tether Arm **L** 600mm **W** 1.5kg / 3.3lb

The Tether Arm is an O.D.28mm and 60cm (2') long cross arm that can be used to adapt multiple devices to a single tripod or stand. Along this tether arm with dual end mounts and three sliding clamps. The center clamp's accessory thread allows for direct attachment to a tripod, stand, or support device that features a 3/8"-16 mount, while the additional clamps on either side of the center clamp each have mounts that can accommodate a tripod head or device with a 3/8"-16 or 1/4"-20 accessory thread thanks to included bushings. Additionally, the ends of the mount carry one 1/4"-20" and one 3/8"-26 respectively. Each of the sliding clamps includes a ratcheting lockdown handle as well as an integrated thumbwheel. The control handles can be loosened or tightened to enable or restrict sliding movements.



Two cameras

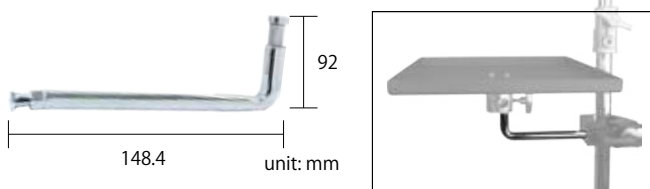
Camera / laptop



W 0.25kg / 0.55lb


KS-314B V-mount Battery Holder for Tethermate

Made by aluminum with black powder coating finish, the U-shape adapter allows to easy insert into the slot underneath the table. Features a V-mount plate equipped on the U-shape adapter allows you to firmly mount a V-mount battery on tether table while AC power in not available.



KS-031 Snap in Right Angle Pin **W** 410g / 14.46oz


This stud features a hex pin on one side for the Super Convi clamp and offset 14.8cm with a baby stud for easy mounting tether table(KS-301B) or tray(KS-307)



YOUTUBE
KUPU SIDE ARM
W/ BABY PIN
RECEIVER
(KCP-806)

KCP-806 Side Arm w/ Baby Pin/Receiver **W** 20kg / 44lb

This arm consists of a heavy-duty clamp on one side and is specially designed for tube sizes from O.D.1.25-1.5" (32-38mm). Dual adapters for baby pin and baby receiver, offering flexibility and stability of connecting Tethermate with KS-319 adapter on Kupo C-stand center column. This arm consists of a heavy-duty clamp on one side and is specially designed for tube sizes from O.D.1.25-1.5" (32-38mm). Dual adapters for baby pin and baby receiver, offering flexibility and stability of connecting Tethermate with KS-319 adapter on Kupo C-stand center column.



KS-307 Multifunction Tray **W** 1.2kg / 2.64lb

Built by lightweight and sturdy aluminum, comes with 5/8"(16mm) receiver and a 1/4" & 3/8" female thread which can fit to light stands, tripods or any equipment. Comes with 1/4" or 3/8" male thread. With snap in right angle (KS-031) and Convi clamp (KCP-700). It can be used on any light stand or tripod to support items such as mobile phones, keys, batteries, generators, and cables off the ground.




With tripod & light stand

W 1kg / 2.20lb
max 20kg / 44lb

KS-301B Table for Laptop & Projector

Constructed from sturdy and lightweight magnesium-aluminum alloy, this platform is designed for supporting a laptop, projector or monitor up to 20kg (44lbs) on a stand or tripod with the mounting adapter equipped underneath the platform. The non-slip rubber pad keeps items securely stuck firmly on the platform. Depth: 25cm (9.84") / Length: 35cm (13.78")



KS-188 Data Cable Anchor Adapter

Constructed by aluminum alloy with black anodized, the cable anchor adapter features grooves on the top designed for mounting the cables to prevent data port of camera from damage. It comes with a 1/4"-20 screw on the top for mounting this adapter on the tether table, and a 1/4"-20 screw hole in the bottom to add on related accessories.



YOUTUBE
KUPO DOUBLE
PLATE (KS-285)

KS-285 Double Camera Plate w/ Data Cable Anchor Port for Both RC2 and ARCA


W 80g
2.82oz

Constructed from sturdy and lightweight aluminum, the Kupo Double Plate is primary designed to integrate both Manfrotto RC2 and Arca-Swiss mounts. Feature two smaller screws that act as bumpers which prevent the camera from sliding out accidentally while mounting on Arca-Swiss Ball head. The screws can be easily removed by hex tool when using this plate on RC2 ball head. The added anchor port of camera plate allows a data cable to be wrapped around for preventing data port from damage. Perfect mounting solution on the ball head for both Arca- swiss and RC2 quick release plate with data port protection.



Specification

- Rate Voltage: DC4*1.5V(6V) 4*AA
- Batteries (not included)
- Capacity 350ml
- Disinfectant (not included)
- Sensing distance: 5~10cm
- Induction time: 0.25s
- Product size: 200*105*68mm



KS-350

Auto Hand Sanitizer W 660g
1.5lb

Kupo Automatic Hand Sanitizer Set is special designed for studio or location. Features a 5/8" (16MM) Baby Receiver on the L-shaped plate that allows you to firmly mount the hand sanitizer on any stand comes with baby pin. Built-in motor and infra red detection, this machine provides an adequate sanitizer and avoid cross-contact. The transparent viewing window indicates remaining volume and battery indicator reminds power replacement. Optional accessories V-lock wedge(KS-270) and Convi clamp with V-lock base (KCP-739) will make this sanitizer being securely mounted on any pole measured 5~51mm in diameter.



Dimension: 8mm (W) x 100mm (L)

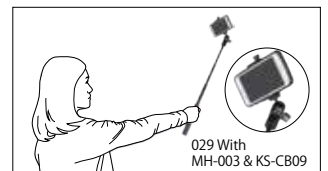
EZ0810 Camera USB Port Protector

Molded hook-and-loop Velcro tie with a detachable plastic clip which ensures the plug stays in and the USB port is protected from damage when doing tethered shooting.




357 Handheld Tripod w/ 1/4"-20 Male Thread W 210g
7.4oz

Made of Aluminum alloy, the handheld tripod provides simple and efficient stabilization effect is ideal for led video light, camera and camcorder. The folded length is 5.7"(14.5cm) allows you to easily slip it into any camera bag pocket. Three leg angle positions provide flexibility and enable shooting in cramped quarters or on irregular surface areas. With the standard 1/4"-20 screw it allows you to place the mini ball head with other heads or phone holder.



029 Handheld Stick 7.48"(19cm) to 23.2"(59cm) W 170g
6oz

Made of lightweight aluminum alloy, the handheld Gimbal & selfie stick features a length-adjusted rod from 7.48"(19cm) to 23.2"(59cm) allowing you to have a hand-held stabilizer for high & low angle video shooting. Comes with a standard 1/4"-20 male threaded on the top for Gimbal, ball head or mobile phone holders. A 1/4"-20 on the bottom of the stick for connecting tripod or any equipment that comes with 1/4"- 20 female threaded.



Four M4 screws are included

Easy and instantaneous rotation from landscape to portrait.

KS-229 **W** 190g / 6.8oz
Monitor Mounting Plate w/ Baby Pin


Constructed from lightweight aluminum with black surface treatment, the "X" type monitor mounting plate is designed for any monitor that comes with VESA mounting point 75 x 75mm or 100 x 100mm. Features a fixed 5/8"(16mm) baby pin 3.95"(10cm) in length and tapped with 3/8"-16 on the tip of Nato rail end. It is perfect for connecting with a grip head to position the monitor with ease and convenience.



KS-330 **W** 1.1kg / 2.4lb
Heavy Duty VESA Mount w/ Baby Receiver

The Kupo Heavy Duty VESA Mount made by CNC aluminum construction, ensuring exceptional strength without compromising its lightweight design. This allows for the effortless loading of a 30kg monitor onto various support equipment such as light stands, C-Stands, or any other grip gear featuring a 5/8" (16mm) baby stud. With locking pan and tilt round knobs, this mount provides precise control over monitor positioning. Additionally, its ability to fold flat to your monitor adds to its convenience for storage and transit. The double baby receiver design offers flexibility for mounting in either a vertical or horizontal configuration. One of the swivel arm equipped with female threaded 1/4"-20 and 3/8"-16 with Arri locating holes designed for connection with transmitter, receiver, and any accessories that come with 1/4"-20 or 3/8"-16 screws.

The Kupo gas-spring articulating arm is an ergonomics interactive LCD Monitor VESA mount that allows effortless adjustment for viewing comfort on light stand or any equipment comes with 5/8" (16mm) baby stud. The quick-release VESA plate that enables to rig monitor on the arm easily and fits most screens 17" to 32" in size and 8kg (17.6lbs) in weight with VESA 75 x 75mm or 100 x 100mm mounting holes. The movable cable clamps also equipped keep the cables well organized that provides a neat appearance and safe working environment. Allen keys are also supplied for easy adjustments of tilt, pan and loading adjustments.



YOUTUBE
KUPO MOUNTING SOLUTION
FOR LCD MONITOR GAS-SPRING
ARM (KS-528 & KS-529 & KS-529C)

Full Motion
 Place your displays landscape and portrait, 360° joint and 180° swivel, it's easily to share screen with others through the full motion function.



Detachable VESA Plate


1. Mounting your monitors is a simple process with detachable VESA bracket plate.
2. Step-by-step manual and the necessary tools & hardware for assembly are provided.

Weight Capacity: 3-8kg (6.6-17.6lbs)
 Rotation: 90° for portrait or landscape viewing (right & left)
 Colors: Silver
 Material: Aluminum Alloy
 Standard Mounting Mode: Light Stand with 5/8" (16mm) baby stud
 Optional Mount Mode: Convi clamp mounting adapter (KS-529) is available up on request
 Extension: 590mm at full extension
 Lift: 200-500mm
 Display Compatibility: VESA 75/100mm



KS-528 VESA Gas-spring Articulating Arm **W** 3kg / 6.6lb

max 8kg / 17.6lb



Adapter only without Convi clamp

W 150g / 5.3oz

KS-529 Gas Spring Arm Adapter for Convi Clamp

CNC made aluminum adapter is designed for effortless connecting your gas spring arm for VESA mount (KS-528) with Super Convi Clamp that allows you to mount your gas spring arm on pole, stand or any tube from 5 to 51mm in diameter. (Super Convi Clamp is not included).

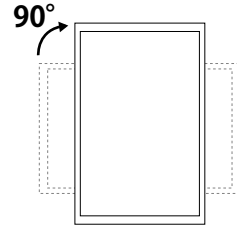


KS-529C **W** 730g / 1.61lb
Half Coupler for LCD Monitor Gas-Spring Arm

A gas spring arm adapter is affixed on coupler is design for LCD monitor gas-spring arm (KS-528) to attach to dia. 2" tube (48~51mm). It comes with a T handle for comfortable grip and operation. Load capacity 8kg (subject to maximum working weight of KS-528).



100 x 100mm panel is included



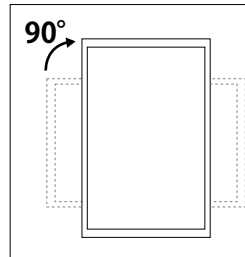
KS-308 Monitor Arm w/ Baby Receiver **W** 1.64kg / 3.6lb **↓** 20kg / 44lb

Easy and instantaneous rotation from landscape to portrait.

Features a baby receiver which can be mounted with an LCD monitor on the stand top or any mounting accessories with a baby pin. The two angle adjustable levers are easy for slight pan/ tilt movement. Standard VESA mounting point 75 x 75mm is drilled on the square black metal panel and an adapter to 100 x 100mm is also included. Set of cable clip can be mounted on the drilled hole with supplied screws keeping your cables organized. A 1/4"-20 female threaded and 3/8"-16 female threaded are drilled on the top of the baby receiver adapter for attaching any lighting, video or photo equipment.



100 x 100mm panel is included



KS-088 Monitor Arm w/ Hex Baby Pin **W** 1.38kg / 3.05lb **↓** 20kg / 44lb

Easy and instantaneous rotation from landscape to portrait.

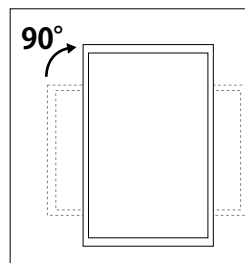
Same structure as KS-308 but designed for connecting an LCD monitor with Convi clamp by the knurled neck of the hex baby pin.



YOUTUBE
KUPO MONITOR
ARM WITH BURGER
COUPLER (KCP-879)



100 x 100 mm panel is included



KCP-879 Monitor Arm w/ Burger Coupler **W** 1.58kg / 3.5lb **↓** 8kg / 17.6lb

Easy and instantaneous rotation from landscape to portrait.

Features a burger coupler equipped on the monitor arm that allows you to mount an LCD monitor on Ø2"(48-51mm) truss effortlessly. Two ratcheting handles designed for easy slight pan and title movement. Standard VESA mounting point 75 x 75mm is drilled on the square black metal panel and an adapter to 100 x 100mm is also included.

VESA SCREEN TRUSS MOUNT

VESA screen truss mount is designed for a mounting monitor or television to a 30~40cm truss. With standard, VESA spacing both in 75mm and 100mm, this bracket provides a much space-saving and effortless solution for mounting VESA monitor or television to the truss. Made of 5mm thickness rolled steel, the bracket is extremely strong and robust for mounting the equipment. It comes with two slim half couplers for rigging the tube diameter 2" (50.80mm).

Features:

1. Compact and low profile
2. Made of 5mm robust steel
3. For VESA Spacing 75mm and 100mm
4. Suitable for common 30-40cm truss system
5. With two slim half couplers for attaching tube diameter 2"(50.80mm)



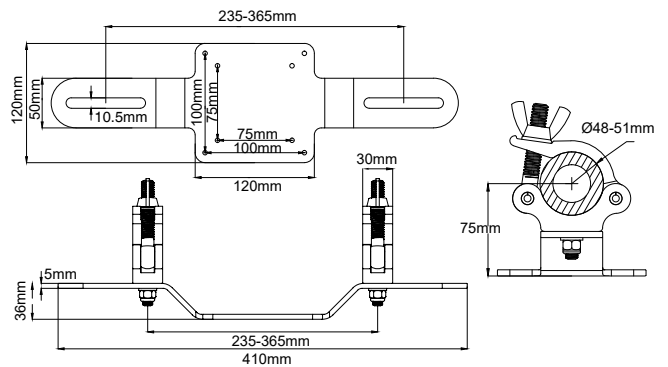
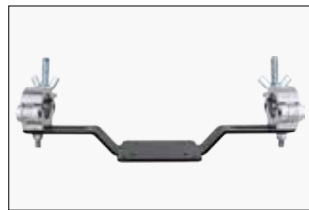
YOUTUBE
KUPO VESA SCREEN
TRUSS MOUNT (KCP-886)



Horizontal truss mount




Vertical truss mount



KCP-886 Vesa Screen Truss Mount



YOUTUBE
KUPO VESA MOUNTING
ADAPTER 100/200 (KS-512)



KS-512 Vesa Mounting Adapter 100 / 200

Fabricated of solid aluminum, this adapter easily helps you to expand standard VESA 75/100 mounting hole to larger spacing 100/200, for attaching flat TVs with such mounting spacing accordingly. Slim, lightweight and quick installation.

Features:

1. Expand VESA 75x75 and 100x100 to 200x100, and 200x200mm.
2. Made of aluminum alloy; set of 4 pieces.
3. Come with M8 Allen key bolts and M4 screws.
4. Suitable for KCP-886 and KCP-879.



YOUTUBE
KUPO VESA MOUNTING
ADAPTER 300/400 (KS-534)



KS-534 Vesa Mounting Adapter 300/400

This VESA adapter helps you to expand the standard VESA 75/100 mounting hole to larger spacing including 200, 300 and 400mm, making an easy way for large flat TVs to attach. Made of robust steel bar with black finish. Streamline, compact, and quick installation.

Features:

1. Expand VESA 75x75 and 100x100 to 200x300, 200x400, 300x300, 300x400, and 400x400mm.
2. Made of solid steel bar; set of 4 pieces.
3. Come with M8 Allen key bolts and M4 screws.
4. Suitable for KCP-886 (VESA screen truss mount).



YOUTUBE
KUPO IMAC STAND
MOUNT ADAPTER (KS-580)



YOUTUBE
KUPO IMAC TRUSS
MOUNT CLAMP (KS-590)



KS-580 iMac Stand Mount Adapter **W** 0.41kg / 0.9lb

This precision-machined aluminum adapter is specially designed for easy mounting of your iMac desktop computer (Compatible with 21" and 27" iMac models) on the light stand top which comes with a 5/8"(16m) baby stud. The triangle plates are made with 4mm thick high-grade aluminum which can be securely attached to the iMac's cable pass-through hole with M6 bolts x 3 pcs (included). A 1/4"-20 female threaded and 3/8"-16 female threaded are drilled on the top 5/8" (16mm) baby receiver adapter for attaching any lighting, video or photo accessories. Comes with 1/4"-20 or 3/8"-16 male threaded. A simple yet reliable solution to mount your iMac.

KS-590 iMac Truss Mount Clamp **W** 0.61kg / 1.45lb

Features a coupler for a 2" tube connected with the triangle plates which allows secure mounting of your iMac desktop computer (Compatible with 21" and 27" iMac models) on the truss system or any tube that comes with O.D. 50mm. The brushed aluminum finish melded with the look of an iMac, giving an attractive and functional set up.

Features:

1. Constructed from solid aluminum keeps your iMac safe and secure on light stand.
2. No need to remove the stand or modify the iMac to mount on the light stand top.
3. Mount Kit for Apple 21.5" and 27" iMac Display.



Anchor point

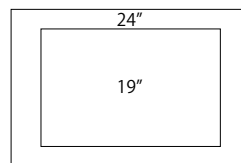


1/4"-20 female & 3/8"-16 female threaded.



YOUTUBE
KUPO IMAC STAND
MOUNT & TRUSS MOUNT
ADAPTERS
(KS-580 / KS-590)

iMAC is a trademark of APPLE INC.



KS-524 Non-VESA Monitor Conversion Bracket **W** 15kg / 33lb

Constructed by heavy duty steel and sturdy plastic, the Kupo VESA Adapter Kit features a streamlined design for most Non-VESA screens easily converts to standard VESA pattern (75 x 75mm). The three adjustable arms can be extended to numerous positions to accommodate different sizes of LCD monitors from 19" to 24" monitors. The central round rubberized brake allows different thickness of LCD monitors to fit with the included Allen wrench.

- Material: Plastic & Steel
- Fits size: 19"-24" Non-VESA Monitors

UNIVERSAL TV TILT TRUSS MOUNT

Universal TV tilt truss mount provides the most versatile installation for a flat panel television. This TV truss mount is designed for accommodating large TV screens from 37" to 52", for rigging on 30/40cm truss system. It features 15 degree forward and backward viewing angle adjustments as well as side-to-side positioning after installation. Gliding the brackets on the wall plate groove and buckling up with the safety hook secure the installation firmly. The frame is made of heavy-duty metal with a durable power-coated finish with slim and low profile for tidy appearance.

Specification:

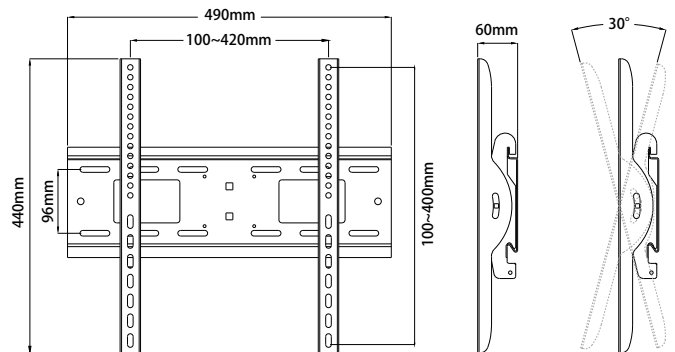
Suitable for 37" to 52" flat TV screens. / Load Capacity: 30kg
Tilt Adjustment: 0-30 degree (forward + backward)



Horizontal truss mount



Vertical truss mount



KCP-887 Universal TV Tilt Truss Mount

UNIVERSAL TV TILT STAND MOUNT

The combination of universal TV tilt truss mount and aluminum tubes & pipe fittings, this unique mounting hardware enables the user to put a flat TV screen together with a lighting stand without too much effort. Sliding pipe fitting is supplied with two knobs for making offset adjustment easily. The 28mm junior spigot is good for large lighting stands. Suitable for 37" to 52" flat TV screen.

Specification:

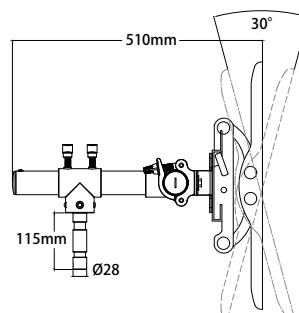

1. Load Capacity: 30kg
2. Weight: 9.5kg
3. Suitable for 37" to 52" flat TV screen
4. Tilt Adjustment: 0-30 degree (forward + backward)



Also feasible for attaching a lighting clamp to rig on the truss.

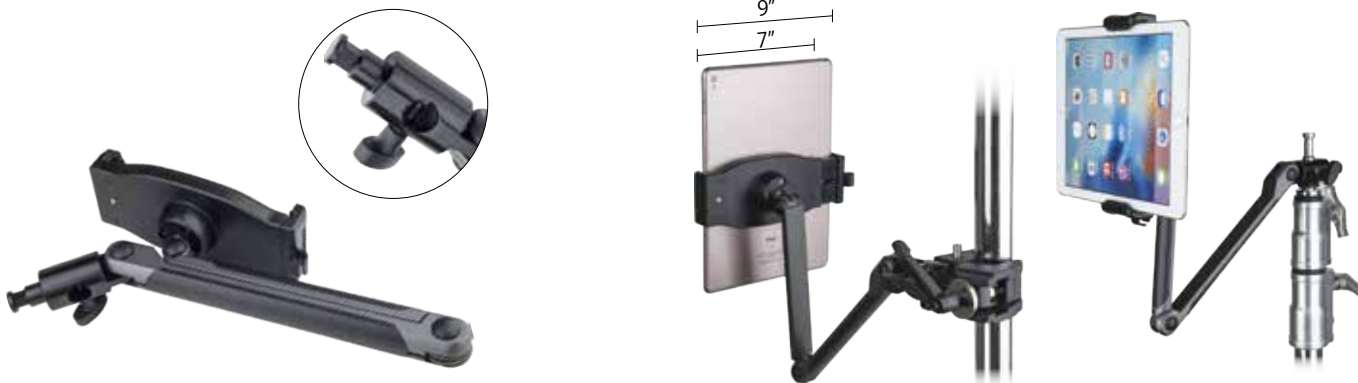


Universal TV Tilt Stand Mount sets a flat TV screen on 483T wind-up stand.



KCP-888 Universal TV Tilt Stand Mount

Kupo Padmate is constructed by sturdy and durable plastic with a length-adjusted holder allowing you to attach an iPad (or 7" to 10" tablet) quickly and securely without damaging it. The innovatively designed panel has multi angle adjustments that offer optimal viewing and 360 degree rotation for any viewing orientation. The baby receiver (16mm) made by rigid steel with black electro-deposited is equipped on the end of panel and designed for universal connection which can be attached to standard lighting stand, articulated arm or any equipment that comes with a baby stud. Meanwhile, the detachable panel also makes it convenient to remove the iPad with holder from the panel which is connected with stands or arms while needed.



KS-570 Tablet Holder w/ Baby Stud & Receiver **W** 610g / 21.5oz

With highly flexible 15" aluminum long arm which is super rigid for various rotation & folding maneuvers, this tablet holder provides a great tablet mounting solution on a stand and Super Convi Clamp. The unique cable management design allows the cable to be put inside the arms which not only protects your power cable against damage but also serves as a great storage area. Rubber padding added on the bracket holder guarantees scratch-free protection on your gadgets. 360° Swivel Tablet holder design makes it easy to rotate from landscape to portrait. The Allen wrenches are also included and well stored inside the arm. The desk mount clamp adapter is also included while desk mount is required.



1/4"-20 screw hole on bottom.



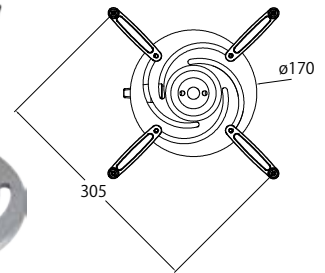
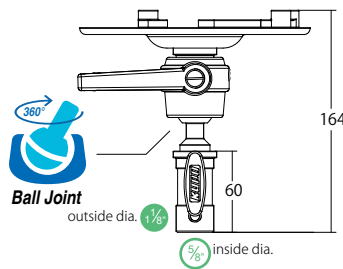
Bubble level helps you position tablet.

KS-575 Aluminum Tablet Holder for 5.1"(130MM) ~ 9"(230MM) **W** 170g / 6oz

For tablet size: 5.1"(130MM) ~ 9"(230MM)
The solid aluminum made Kupo tablet holder allows you to effortlessly mount your tablet on a tripod. Features a cold shoe on the top of tablet holder that can attach microphone, led video light or other devices for vlogging and live broadcast. Both bottom and back of the tablet holder have Arca Swiss Standard design allows you to directly install it on the tripod head for portrait or landscape. One 1/4" screw hole on the bottom and three 1/4" screw holes on the back offers a great mounting solution on a tripod, tripod head or other equipment comes with 1/4" screw. The main knob on the back of holder is able to directly lock the tablet, and the fine-tuning knob on the top allow you to strengthen the locking securely. Soft protective rubber equipped inside the holder to protect your phone from slipping and scratching.



Literally user-friendly and like no others. These versatile and one-of-a-kind projector mounts are fabricated with ball joint, providing totally 360 degree movement for fine positioning, and saving you much working time. Ratchet handle gives a positive and firm lock to fasten. The base is slotted with vortex pattern for maximum flexibility of accommodating diverse brands of projectors. KD-300 bi-functional top can be used as dia. 16mm socket (hole) or dia. 28mm spigot for fitting various clamps. KD-300-J fabricated with 17mm stud for fitting with specific junior receiver. Both KD-300 & KD-300J comes with Dia.27.8mm ball joint for max.load 15kg. KD-301 is made with larger ball joint Dia.38.1mm to fulfill higher load capacity 25kg.

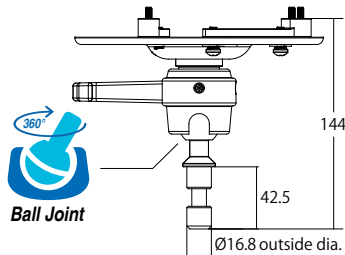


KD-300 **W** 1.05kg / 2.31lb **↓** 15kg / 33lb
 Universal Projector Mount w/16mm Receiver

KD-301 Heavy Duty **W** 1.4kg / 3.09lb **↓** 25kg / 55.1lb
 Universal Projector Mount w/16mm Receiver



YOUTUBE
UNIVERSAL PROJECTOR MOUNT (KD-300)



KD-300-J **W** 1kg / 2.2lb **↓** 15kg / 33lb
 Universal Projector Mount w/ 17mm stud

Kupole screen holder, a brilliant gadget giving a convenient manner to hang a video projector screen on the pole without too much effort. With this devices you can set up your own video demonstration or home theatre so quickly without breaking a brick.




YOUTUBE
KUPO SCREEN HOLDER (KD-310P)



KD-310P Screen Holder

Solid steel made right angle stud comes with 5/8" (16mm) baby stud and round knob in the other end that allows you to effortlessly attach to super Convi clamp (KCP-700) and 4 way clamp (KCP-950). And the right angle baby stud is designed to perfectly mount Kupo universal projector mount (KD-300). An ideal accessory for your projector mount with 5/8" (16mm) receiver.



KS-094 Solid Steel Right Angle Stud

EXTREME GEAR ON THE GO

Cross, the hard cases series, featuring excellent water-proof and maximum durability, offers the greatest protection to your precious items. Travel with cross over rigorous transportation condition. Travel with peace of mind.



Extreme Gear On The Go



Croxs is a hard case series for boundless exploration, designed and manufactured for giving greatest protection to equipment over heavy transportation or rigorous weather condition. Croxs is engineered in high standard for catering to diverse demands from individuals, industrial users, government or even military department. Born to cross the boundary where extreme limit is invisible.

CX5219



**YOUTUBE
CROXS CASE**



**YOUTUBE
INTRODUCING
CROXS CASE**



Patent locking latch ensures two shells firm lock and prevents unexpected pop-up.



Rubber O-ring at the rim of upper shell offers excellent water-tightness.



Enhanced hinge engaged shell and box without interval gap for utmost durability.



Traveling noise is greatly eliminated by rubber-encapsulated nylon caster, making it quite silent on the go (for models with casters only).




Reinforcement at corner for max. toughness and durability.



Extraordinary air pressure regulator for automatically adjusting the inner box pressure in accordance with the ambient air pressure but also keep the box free from water invasion. (auto air regulator applied for selected models only).



Meet FAA regulation for carry-on luggage on flight (selected models only). Made of injection-molded PP compound for the advantage of anti rust, corrosion free, dust-proof and impact resistant.



Enhanced haulage handle, head of integrated shaping plastic, endures higher bending force.



Egg-crate and pick-and-pluck foam for making custom-fit protection in line with any shape of equipment.

OPTIONAL ACCESSORIES

Made from robust Zinc alloy and with elegant black powder coat, this 3-dial combination TSA-friendly lock stands up to the wear and tear luggage handling. Flexible steel cable with transparent PVC sleeve and ergonomic-design bottom makes the use of the lock easier and efficiently. Keep your luggage with the lock that TSA screener won't cut. Compatible with all Croxs cases.



Size

Lock Body: (L)37 x (W)12 x (H)70mm
 Cable: 2mm (Dia.)
 W / transparent PVC sleeves



CXLC01 TSA Lock for All Croxs Cases

Silica gel is enclosed in a compact aluminum canister for putting in Croxs case to protect camera or computer equipments from moisture. Eco-friendly design that put it in oven at 120 degree Celsius for about 3 hours while the indicator window sees green, and you'll have a whole new Silica gel. Good for traveling to different locations where moisture is a concern.



Dimension

(L)110 x (W)55 x (H)15mm
 Weight: 56g



CXSG01

Lockdown 40 Gram Silica Gel for All Croxs Cases



CXFM01 Fix Mount Kit

Fix Mount is a must-have accessory turning a Croxs hard case to professional instrument case. While delicate instrument like controller would blend into Croxs case, this bracket is the way to do. Only few simple steps to provide great protection to instrument by attaching Fix Mount to the groove inside the Croxs case and fix instrument on it without too much effort. A set of 8pcs, and feasible for some selections of Croxs case.



YOUTUBE
CROXS CASE
FT. SHOULDER
STRAP HOLDER



Enlarge the hole with 5.2mm twist drill bit.



CXFM02 D-ring Fix Mount Kit

Whenever you need a shoulder to carry on, the D-ring fix mount kit helps to achieve what you expect for your Croxs case. Just several steps and tools away, the selected hard cases will turn to be mobile with shoulder strap (CXST01 Optional) in easier way. Do it yourself, feel this great and fun feature of Croxs case, and travel hands-free! For CX3815 and CX4316 hard case.

PADDED DIVIDER

Padded divider set is alternative protection coming with 5 large and 6 small flexible dividers, turning the case in much well-organized way. Hook-and-loop fastener on dividers makes it easily manage the limited space.



CXPD01

Padded divider set for CX5219
 L x W x H (cm): 52.1 x 29.1 x 19.2



CXPD02

Padded divider set for CX7326
 L x W x H (cm): 73.6 x 45.7 x 26.9



CXLG01 Lid Organizer for CX5219 Case

The lid organizer has five mesh zippered pockets on the plastic plate which is easy to be attached to the lid of CROXS 5219 case with enclosed screws. The mesh compartments offer ample room to store tools, electronic and other convenient items. A wonderful addition to the case and keeps it organized.
 Dimension: (W)27.98 x (H)50.8 x (D)2.54cm / Weight: 652g



PERSONALIZED NAMEPLATE

Some selections of Croxs case come with nameplate slot for personalized nameplate. Made of ABS with black on surface, your information on nameplate will be engraved with white color for straight recognition immediately. Nameplate helps to well organize your gear and facilitate the recovery while your case gets lost.

CX3009GP2 CROXS CASE FOR GOPRO

CX3009GP2 is the latest model to Croxs series, aiming to provide greatest protection to GoPro camera gears. Designed for accommodating 2 sets of GoPro kits, this hard case features rugged plastic housing, water and dust proof, corrosion and impact resistance. Compound PP plastic and the rubber O ring makes this case excellent to resist most of harsh environment challenges, including temperature, moisture, certain acids and chemicals, offering the safe and secure space to settle your GoPro camera. * GoPro is a registered trademark of GoPro Inc.



FEATURES:

1. Made by rugged molded polypropylene.
2. Dust and Water Proof. (IP 67)
3. Weather Resistance.
4. Air Pressure Regulator.
5. Carry-on to fly.



**YOUTUBE
CROXS CASE
FOR GOPRO HERO KIT**

CX3009GP2 For GoPro HERO Kits

CX1001 Memory Card Case

Pocket-size and compact. This protection and storage case is designed to accommodate up to 8 SD cards and 8 Micro SD card at once. Media storage memory cards will be duly protected by shock absorbing soft and elasticTPU slots. Your cards will be kept safe from moisture while being carried by this case. Comes with wrist lanyard for easy carry on the go.



Removable wrist lanyard helps to carry this lightweight case with you easily



Exterior Size: 12.0 x 8.3 x 2.0 (cm)
Interior Size: 10.2 x 5.8 x 1.2 (cm)
Weight: 0.16 kg



8 slots for SD/SDHC/SDXC Cards
8 slots for Micro SD (TF) Cards



Made of ABS resin and double strengthened hinge mechanism; durable and tough



Snap locking lid keeps the case secured and stays firmly in case of unexpected drop-off

CX2418

Never has been such a hard case welcoming to photographer. This hard case has a compact profile as usual but it has roomy storage space to use. The depth of the compartment is quite as large as to accommodate shooting gears like camera and lens in one place. The puffy foams give the greatest protection to all of them and kept them secured from the damage over the transportation.



CROXS COMBO CASE

The lid is supplied with a large and a small removable pouch: the large for laptop up to MacBook 15" or folders or paperwork, and small for laptop peripherals or some hand tools. Those pouches are attached to the lid through hook-n-loop fastener and that's handy to organize them. The bottom is equipped with a nylon container for clothing, on which double zipper with a long handle helps to roll up fabric cover with no effort. Meet FAA requirement for carry-on luggage and ready to fly anytime.

[1] CX5219RTG / Croxs 5219 Ready-To-Go Case

Dedicated for short term business traveler with less but important items to carry.



YOUTUBE
CROXS COMBO CASE



CX5219RTG

[2] CX5219STG / Croxs 5219 Studio-To-Go Case

For video professional and photographer on the travelling, the Croxs 5219 Studio-To-Go Case includes a set of padded divider and detachable laptop lid organizer. The laptop and accessory pouches on the lid accommodates up to MacBook 15" and its peripherals, making the most use of interior space and proceeding aviation security check with ease. The bottom comes a set of padded divider for your own arrangement, giving fully protection to the video or camera equipments. ▼



CX5219STG

[3] CX5219GTG / Croxs 5219 Gear-To-Go Case

Configuration is same as Croxs 5219 Studio-To-Go Case but with egg-crate foam on the lid instead, providing superior protection to all equipment carried in the case. Padded divider set enables you to organize the space to well fit the equipment you're going to put. ▼



CX5219GTG



Croxs case-to-stand-top series allows you to mount hard case on the light stand or tripod with ease and convenience. These cases features a quick-release adapter, equipped underneath the case, can be detached in seconds makes it easy while traveling and storage. The quick release adapter comes with two 5/8" receivers offer you a choice of vertical or horizontal support placement using a traditional light stand, magic arm or pole. It's also compatible to tripod mounting thanks to the 1/4"-20 female threads, 3/8"-16 female threads and ARCA-Swiss style design on its underside.



CST-2418 Croxs Case (CX2418) to Stand Top
Interior size/ L x W x H (cm): 24.1 x 18.8 x 18.4

CST-3815 Croxs Case (CX3815) to Stand Top
Interior size/ L x W x H (cm): 38 x 26.7 x 15.7

CST-5219 Croxs Case (CX5219) to Stand Top
Interior size/ L x W x H (cm): 52.1 x 29.1 x 19.2

Instruction to assemble the mounting adapter






1. Insert adapter and align the key. 2. Twist to lock.









Case with no mounting adapter. Case with mounting adapter.







Application

CROXS case			
Item	CX1001	CX1807	CX2109
Exterior Size / L x W x H (cm)	12.9 x 9.1 x 3.2	21.0 x 16.7 x 9.0	24.0 x 19.8 x 10.8
Interior Size / L x W x H (cm)	11.7 x 6.8 x 2.6	18.6 x 12.3 x 7.5	21.6 x 15.2 x 9.5
Net Weight (kgs)	0.11	0.6	0.75
Air Pressure Regulator	-	Manual	Manual
Carry-on to fly	☉	☉	☉
Haulage Handle	-	-	-
Wheel	-	-	-
Protective Foam	2 pre-cut EVA	2 pre-cut + 1 egg-crate	
Protection classification	ASTM / IP67		

CROXS case			
Item	CX2306	CX2413	CX2418
Exterior Size / L x W x H (cm)	24.0 x 17.5 x 7.7	30.0 x 25.0 x 14.5	30 x 24.8 x 21.2
Interior Size / L x W x H (cm)	23.5 x 14.5 x 6.2	24.0 x 19.0 x 13.0	24.1 x 18.8 x 18.4
Net Weight (kgs)	0.45	1.55	1.7
Air Pressure Regulator	Manual	Auto	Manual
Carry-on to fly	☉	☉	☉
Haulage Handle	-	-	-
Wheel	-	-	-
Protective Foam	1 pre-cut + 1 egg-crate	2 pre-cut + 1 egg-crate	
Protection classification	ASTM / IP67		

CROXS case			
Item	CX3009 / CX3009GP2	CX3815	CX4026
Exterior Size / L x W x H (cm)	33.2 x 28.0 x 12.0	42.0 x 33.0 x 16.6	42.8 x 28.3 x 27.5
Interior Size / L x W x H (cm)	30.0 x 22.0 x 10.1	38 x 26.7 x 15.7	40.5 x 23.1 x 26.0
Net Weight (kgs)	1.6	2.3	2.9
Air Pressure Regulator	Manual	Auto	Manual
Carry-on to fly	☉	☉	☉
Haulage Handle	-	-	-
Wheel	-	-	-
Protective Foam	3 pre-cut + 1 egg-crate		5 pre-cut + 1 Flat
Protection classification	ASTM / IP67		

CROXS case			
Item	CX4316	CX4818	CX5219 [RTG / STG / GTG]
Exterior Size / L x W x H (cm)	47.0 x 35.5 x 16.8	51.5 x 41.5 x 20.0	57.0 x 35.5 x 22.5
Interior Size / L x W x H (cm)	43.2 x 30.0 x 16.0	48.5 x 35.5 x 18.0	52.1 x 29.1 x 19.2
Net Weight (kgs)	2.6	4.3	5.4
Air Pressure Regulator	Auto	Manual	Auto
Carry-on to fly	☉	☉	☉
Haulage Handle	-	-	☉
Wheel	-	-	☉
Protective Foam		3 pre-cut + 1 egg-crate	
Protection classification		ASTM / IP67	

CROXS case		
Item	CX5632	CX7326
Exterior Size / L x W x H (cm)	63.2x 50.1 x 35.5	80.2 x 52.1 x 30.1
Interior Size / L x W x H (cm)	56.5x 43.8 x 32.3	73.6 x 45.7 x 26.9
Net Weight (kgs)	8.2	9.3
Air Pressure Regulator	Auto	Auto
Carry-on to fly	-	-
Haulage Handle	☉	☉
Wheel	☉	☉
Protective Foam	5 pre-cut + 1 egg-crate	3 pre-cut + 1 egg-crate
Protection classification		ASTM / IP67



POWERFIT CONNECTORS

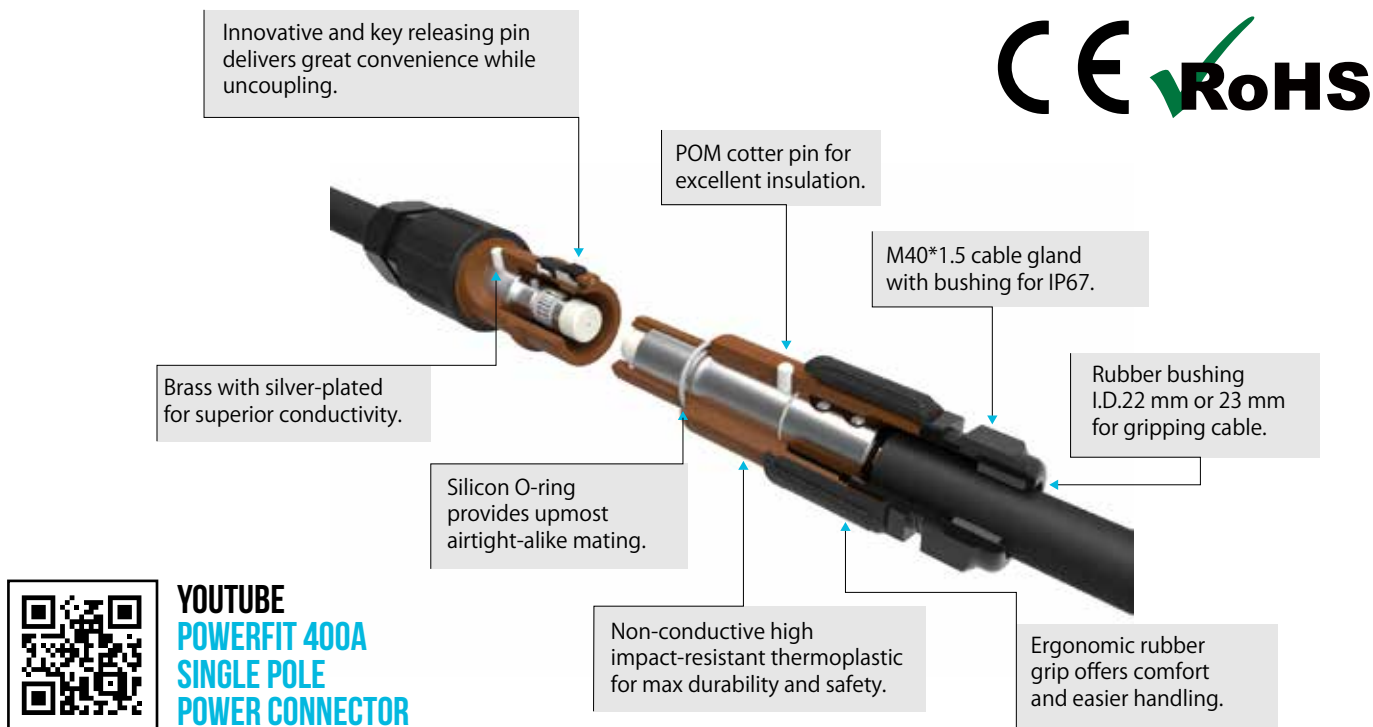
PowerFit connectors are well fabricated and compatible with major brands of single-pole power connector. The innovative and patent key releasing pin, particularly embedded on each line source and panel source, delivers great safety and convenience without additional tool while uncoupling.

PowerFit is made in high standards. Full series employ high impact and temperature resistance thermoplastic, with flame retardant compound. Ergonomic rubber hand grip on each line connector provides the great comfort to the utility. The M40 cable gland comes standard and while connectors mated, it becomes IP67 rated. Unsurpassed pushing button design makes the handling of coupling and uncoupling easier. Respective phase and line information is clearly marked on the connectors for easy identification. The contact is made of brass with silver plated, providing excellent conductivity. Cotter pin is made of POM featuring great insulation, high stiffness, low friction and absorbent.

TECHNICAL INFORMATION

- Current Rating: 400A continuous with 120mmsq 660A continuous with 240mmsq cable.
- Withstanding Voltage: 1000Vac.
- Test Voltage: 4500Vac.
- Short Circuit Rating: Up to 35.5kA.
- Insulation Resistance: >5000 M Ohms at 500Vac.
- Working Temperature: 45 to 85 Degree C
- Contact Type: Set Screw.
- Set Screw Torque on Brass Contact: 10.5 N/meter (minimum required).

- Mating Cycle: 500
- Flammability: UL94-V0.
- CE and RoHS compliant.
- Contact Resistance: 0.1m Ohms.
- IP rating while mated: IP67.
- Contact Material: Brass with silver plated.
- Housing Material: High Impact Resistant Thermoplastic.
- Cotter Pin Material: POM.



YOUTUBE
POWERFIT 400A
SINGLE POLE
POWER CONNECTOR



Innovative push-to-release design makes the uncoupling handy without additional tool. This can be dismantled through small slotted screwdriver if needed.



M40 cable gland comes with two rubber sleeves (I.D. 23mm and 33mm) for the greatest flexibility with fitting the cable.



R120 reduction sleeve made of brass with silver plated for accommodating up to dia. 16.50mm wire.



Comfort handling with superior & ergonomic rubber grip.



Shorter cotter pin for line source; longer one for line drain. For safety, never reuse cotter pin.

IN-LINE TYPE

General Information:

- Ergonomic hand grip assists easier handling.
- Color coded and mechanically keyed to prevent mating errors.
- Contacts fitted with a plastic end cap to prevent accidental touching of live parts.
- IP 2X finger protection against electric shock.
- M40 cable gland is supplied with two rubber bushings, 18mm (I.D.) and 26m (I.D.), for gripping cables up to 19-28mm diameter.
- R120 Reduction Sleeve, 16.50mm (I.D.) x 32mm(L), is included as standard for cable diameter 120mmsq; other size of sleeve is available upon request.

LINE SOURCE

- With a male contact, mating with Line Drain or Panel Drain.
- Innovative patent key-release pin for easy uncoupling without additional tool.
- Shorter POM cotter pin is equipped.



LINE 1

PFLS-1BN-S120M40A



LINE 2

PFLS-2BK-S120M40A



LINE 3

PFLS-3GY-S120M40A



NEUTRAL

PFLS-NBL-S120M40A



EARTH

PFLS-EGN-S120M40A



LINE 1

PFLS-1R-S120M40A



LINE 2

PFLS-2W-S120M40A



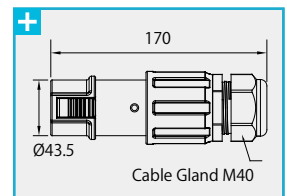
LINE 3

PFLS-3BL-S120M40A



NEUTRAL

PFLS-NBK-S120M40A



LINE DRAIN

- With a female contact, mating with Line Source or Panel Source.
- Secondary spring pin engages with a slot of source connector to prevent the connector from being uncoupled.
- Longer POM cotter pin is equipped.



LINE 1

PFLD-1BN-S120M40A



LINE 2

PFLD-2BK-S120M40A



LINE 3

PFLD-3GY-S120M40A



NEUTRAL

PFLD-NBL-S120M40A



EARTH

PFLD-EGN-S120M40A



LINE 1

PFLD-1R-S120M40A



LINE 2

PFLD-2W-S120M40A



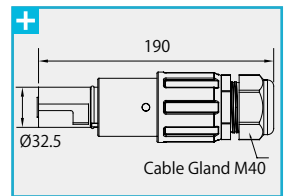
LINE 3

PFLD-3BL-S120M40A



NEUTRAL

PFLD-NBK-S120M40A



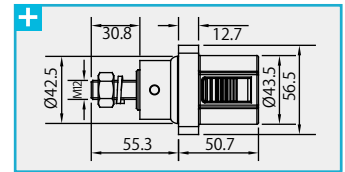
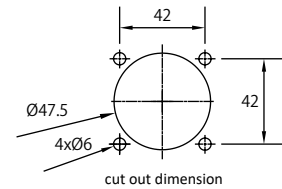
Type	Key Position	Color	Contact Type	Cable Gland
LD = Line Drain	E = Earth	GN = Green	S120 = Set Screw 120mmsq	M40 x 1.5
LS = Line Source	N = Neutral	BL = Blue	C240 = 240mmsq Crimp	
	1 = Line 1	BN = Brown		
	2 = Line 2	BK = Black		
	3 = Line 3	GY = Grey		
		R = Red		
		Y = Yellow		
		W = White		

⚠ Never reuse cotter pin; reusing cotter pin might expose the operation to electrical danger ⚠

PANEL TYPE

General Information:

- With a male contact, mates with Line Drain.
- Supplied with M12 threaded post with brass nut and spring washer for cable attachment.
- Color coded and mechanically keyed to prevent mating errors.
- Contacts fitted with a plastic end cap to prevent accidental touching of live parts.
- IP 2X finger protection against electric shock.
- 4 x dia. 5.5mm fixing holes on the flange.



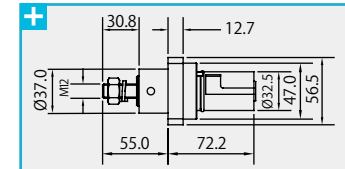
PANEL SOURCE

- With a male contact, mating with Line Drain.
- Innovative patent key-release pin for easy uncoupling without additional tool.



PANEL DRAIN

- With a female contact, mating with Line Source.
- Secondary spring pin engages with a slot of source connector to prevent the connector from being uncoupled.



PF	Type	Key Position	Color	Contact Type
	PD = Panel Drain	E = Earth	GN = Green	T6 = M12 threaded post 660A
PS = Panel Source	N = Neutral	BL = Blue		
	1 = Line 1	BN = Brown		
	2 = Line 2	BK = Black		
	3 = Line 3	GY = Grey		
		R = Red		
		Y = Yellow		
		W = White		

⚠ Never reuse cotter pin; reusing cotter pin might expose the operation to electrical danger ⚠

POWERFIT Weatherproof Protective Cover

Protects exposed metal, keeps weather out when connectors are not mated.

The PowerFit weatherproof protective cover is made of transparent polycarbonate, which is known for its toughness and durability. Allow for see-through visual identification, and designed to fit all compatible brands of connectors, regardless of the phase. This universal key design eliminates the need for multiple cap versions for different connectors, resulting in easier management and reduced investment in maintaining a diverse stock assortment. All covers have a metal cord lanyard for securing to their parent connector.



PF-DCT-M for Panel Source Connector



PF-DCT-F for Panel Drain Connector

K-LOK 400A Single Pole Connector

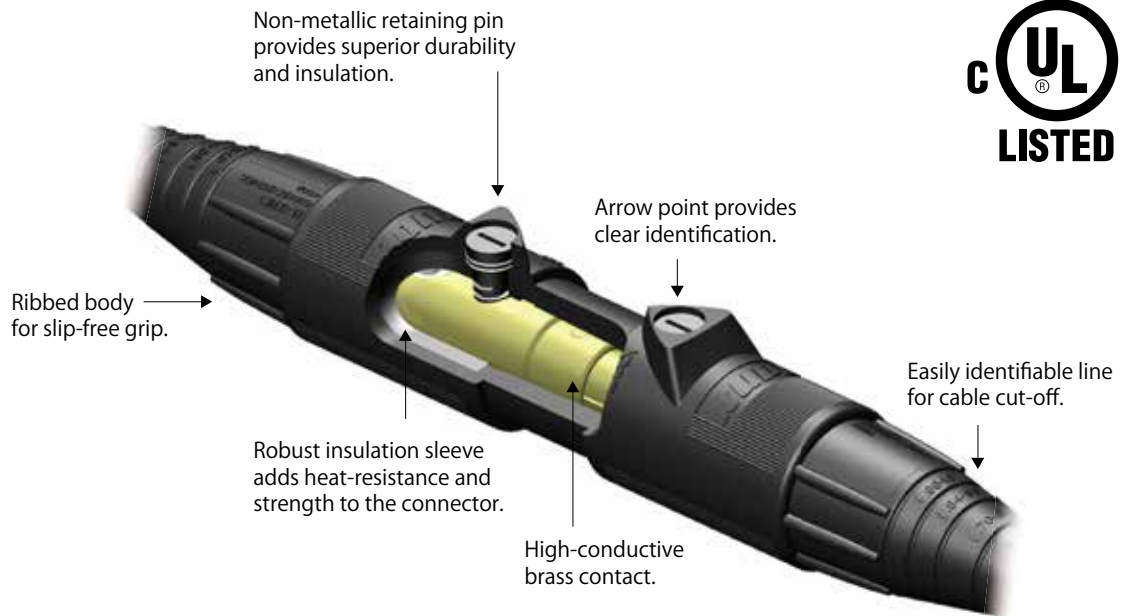
Kupo manufactures the highest quality single pole connectors available. Kupo cam-type connector has a superior non-conductive retaining screw that passed through the entire contact for superior durability. These single pole connectors have been designed with ease of assembly and disassembly in mind, no special tools are required. K-LOK series connectors mate with compatible CAM products.

Technical Information

Voltage Rating	600V Maximum	Contact Material	Brass
Amperage Rating	400A Maximum	Terminal Accommodation	#6, #4, #2, 2/0, 4/0 (Longer set screw required for #6 & #4)
Base Compound	Santoprene 105 °C rated	Retaining Pin Material	POM



YOUTUBE
K-LOK 400A SINGLE
POLE CONNECTOR



Wide range cable access form 0.33" to 1"



Double set screw terminations



To fit smaller sizes of cable, the brass contact can be made with two smaller dimensions of cable-accessing hole upon request as following :

1. Dia. 16.90mm (Large hole; standard K-LOK)
2. Dia. 14.60mm (Medium hole; upon request)
3. Dia. 10.40mm (Small hole; upon request)



KL-400-BS Retaining Pin
 Retaining pin for 400A K-LOK

LINE MALE



KL-400LMBK KL-400LMR KL-400LMB KL-400LMW KL-400LMG KL-400LMBN KL-400LMGY KL-400LMO KL-400LMY

LINE FEMALE



KL-400LFBK KL-400LFR KL-400LFB KL-400LFW KL-400LFG KL-400LFBN KL-400LFGY KL-400LFO KL-400LFY

RECEPTACLE MALE
(THREAD STUD TYPE)

KL-400SM BK R B W
G BN GY O Y

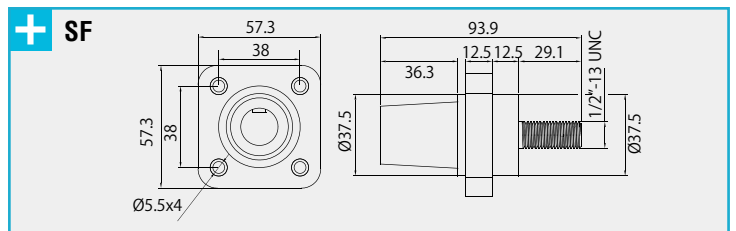
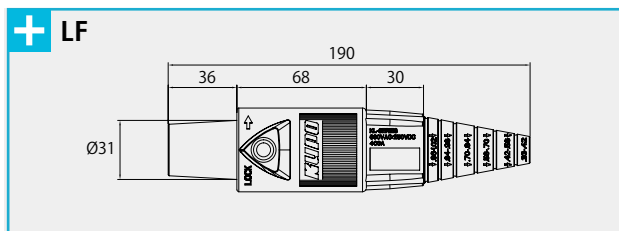
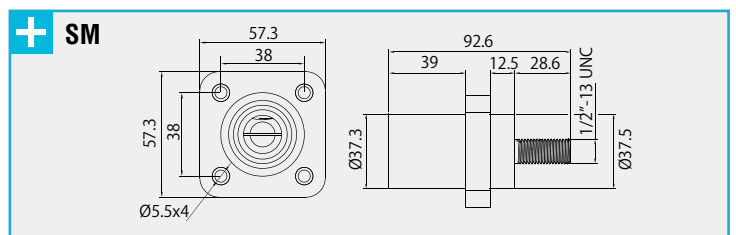
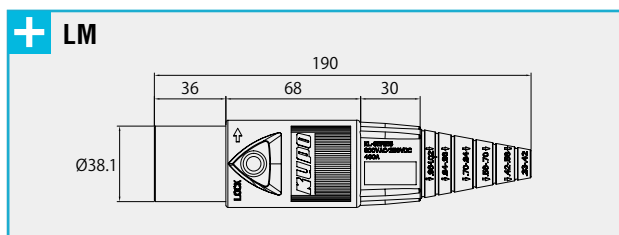


RECEPTACLE FEMALE
(THREAD STUD TYPE)

KL-400SF BK R B W
G BN GY O Y



DRAWINGS



RECEPTACLE MALE
(DOUBLE SET SCREW TYPE)

KL-400SSM BK R B W
G BN GY O Y

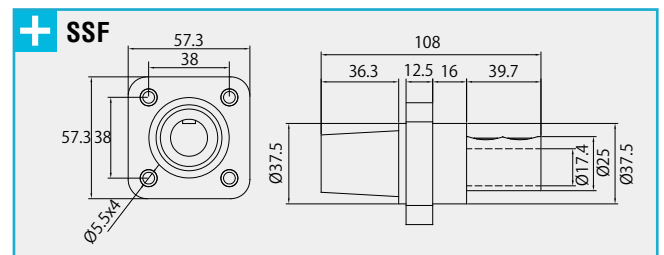
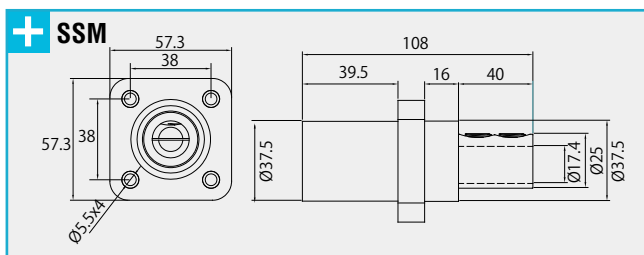


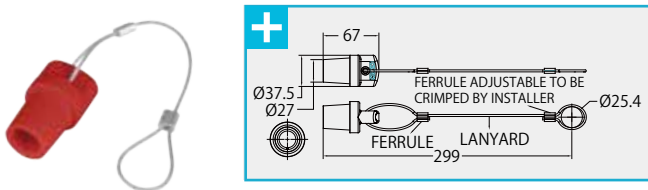
RECEPTACLE FEMALE
(DOUBLE SET SCREW TYPE)

KL-400SSF BK R B W
G BN GY O Y

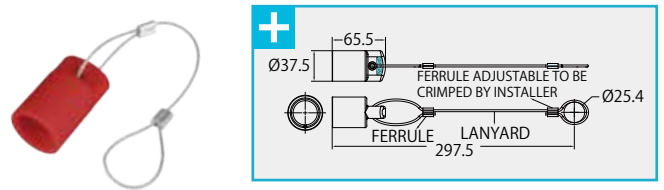


DRAWINGS

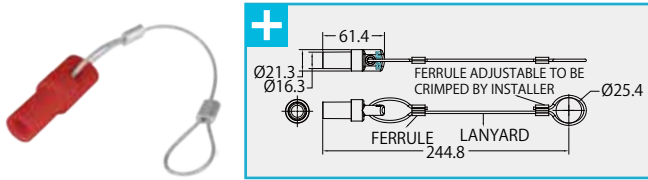




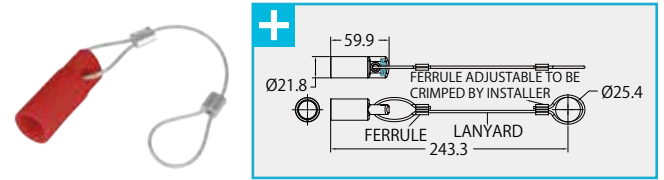
KL-40MPC BK R B W G BN GY O Y
For 400A inline male connector



KL-40FPC BK R B W G BN GY O Y
For 400A inline female connector



KL-15MPC BK R B W G BN GY O Y
For 150A inline male connector



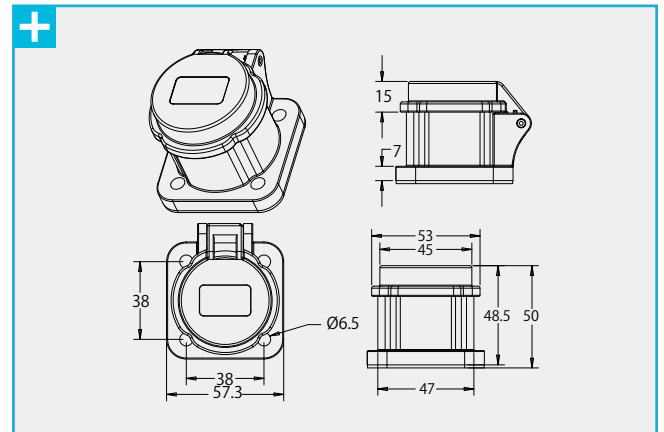
KL-15FPC BK R B W G BN GY O Y
For 150A inline female connector

K-LOK Dust Cover

Weatherproof snap back protective cover to fit all compatible brands of 400A cam type receptacles. Standard frame dimension allows retrofit existing application easily. The gasket offers a NEMA 3R rated environmental seal that provides a protection against falling rain, dust or frost, and also provides a safe way to cover exposed metal, while keeping the weather out when the receptacle is not use. Kupo Dust Cover is made from a high impact resistant, flame retardant ABS material and corrosion resistant stainless steel hardware. Five colors available for phase identification.

FOR 400A

KL-DCT



Clear Dust Cover (KL-DCT) is made of polycarbonate, a tough and durable plastic. It is totally transparent and features see-through visual identification. Assembled with stainless steel hardware but no gasket is supplied.

FOR 400A



KL-DCBK

KL-DCR

KL-DCB



KL-DCW

KL-DCG

KL-DCBN

KL-DCGY

FOR 150A



KL-DCBK2

KL-DCR2

KL-DCB2



KL-DCW2

KL-DCG2

KL-DCBN2

KL-DCGY2



400A Single Pole Distribution Block

Power distribution box for 400A single pole connector. Equipped with sturdy PA plastic box, this distro block is durable with most portability. It comes with 1-Male 400A and 6-Female 400A panel mount connector. Dust cover is outfitted on all inlet and outlet offering greatest protection. Available with 7 colors of 400A connectors.



YOUTUBE
KUPO PORTABLE POWER
DISTRIBUTION BOXES



PDB-P16400BK



PDB-P16400R



PDB-P16400B



PDB-P16400BN



PDB-P16400W



PDB-P16400G



PDB-P16400GY

400A Single Pole Tapping T connector

Inline adaptor in form of Male -Female-Female. Consist of Santoprene insulation sleeve and brass contact. Rated for max. 400Amp / 600Volts. Compatible with major brands of cam type connectors. Available with blue, red, black, white and green.



KL-400MFFBK



KL-400MFFR



KL-400MFFB



KL-400MFFW



KL-400MFFG

400A Single Pole Molded Three-Fer

Inline adaptor in form of Male-Female-Female-Female. Three female output connectors molded with 3 feet 4/O cable to one male input connector. Rated for max. 400Amp / 600Volts. Compatible with major brands of cam type connectors. Available with blue, red, black, white and green.



KL-400MM3FBK



KL-400MM3FR



KL-400MM3FB



KL-400MM3FW



KL-400MM3FG

K-LOK 150A Single Pole Connector (Mini-Cam)

Mini-Cam is a series of 150 Amp light duty single pole connector in addition to heavy duty 400 Amp ones. Like its heavy duty family members, Mini-Cam is also constructed of Santoprene, possessing a superior performance in insulation. With enhanced features on safety designs and wider range of cable accommodation, Mini-Cam is the ideal and reliable connector for your own job.

Technical Information

Voltage Rating	600V Maximum	Contact Material	Brass
Amperage Rating	150A Maximum	Terminal Accommodation	#8, #6, #4, #2
Base Compound	Santoprene 105 °C rated	Retaining Pin Material	POM

Features

1. Cable accommodation from #8 AWG to #2 AWG (for cable outside diameter up to 13.60mm).
2. POM (Polyformaldehyde) ring is two times longer than others for fully encompassing the brass contact for excellent insulation.
3. Housing with large ribs for comfort gripping; prolonged body helps user to hold it firmly.
4. Two additional longer set screws are supplied for maximum flexibility when smaller cable is used.
5. Compatible with other brands of 150A cam-type connector.
6. UL/CUL Certified



Double set screws for cable firmly sit in the position; additional longer set screws are supplied for mating smaller cable.



Boot made of UV-resistant Santoprene, providing excellent protection. Safer and durable.

Cable cut-off identification clearly engraved on the boot.



The tension hole at rear side of split contact retains the contact from over pressed, so as to prevent the loose mating after several time of uses.



KL-150-BS Retaining Pin
Retaining pin for 150A K-LOK

LINE MALE



KL-150LMBK KL-150LMR KL-150LMB KL-150LMW KL-150LMG KL-150LMBN KL-150LMGY

LINE FEMALE



KL-150LFBK KL-150LFR KL-150LFB KL-150LFW KL-150LFG KL-150LFBN KL-150LFGY

RECEPTACLE MALE (THREAD STUD TYPE)



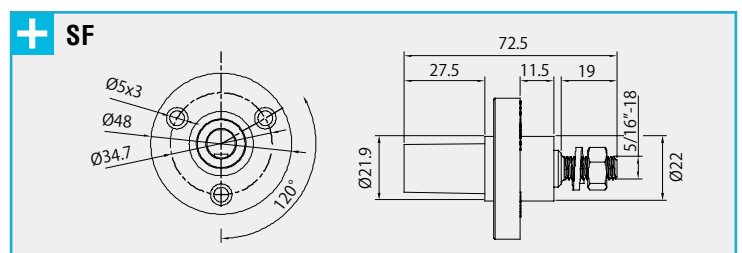
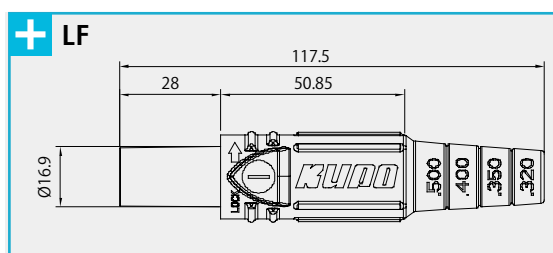
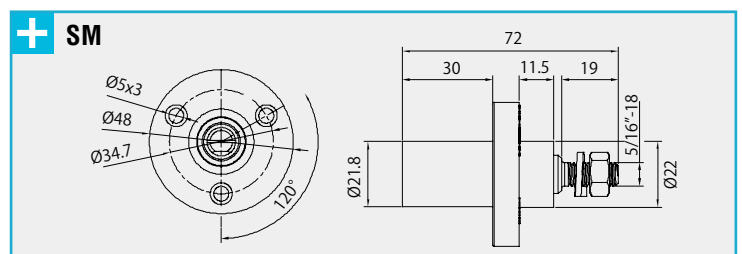
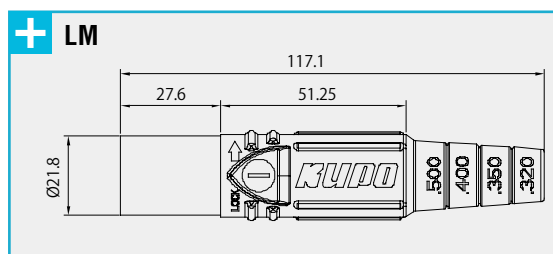
KL-150SMBK KL-150SMR KL-150SMB KL-150SMW KL-150SMG KL-150SMBN KL-150SMGY

RECEPTACLE FEMALE (THREAD STUD TYPE)



KL-150SFBK KL-150SFR KL-150SFB KL-150SFW KL-150SFG KL-150SFBN KL-150SFGY

DRAWINGS



Turn-lok, Nema Locking Connector

TURN-LOK connectors are the choice for quality electrical demand. UL and cUL listed, and also made to comply with NEMA 20A and 30A configuration. It is constructed of sturdy Nylon, PBT (thermoplastic) and premium grade of copper alloy, ensuring the durability and reliability for power connection. Turn-Lok is available in both receptacles and plugs for voltage AC125/250V, and covering up the needs for single and three phase applications.

Specification

1. Material: Nylon and PBT (thermoplastic) for line male and female; PBT only for socket receptacle.
2. Terminals: 1.8mm Copper alloy for 30A line male/female, 1.6mm copper alloy for 20A line male / female, 1.2mm copper alloy for receptacle.
3. Terminal screw: #10 screws bronze.
4. Wire accommodation: AWG #12 wire (for 20A connectors) / AWG #10 wire (for 30A connectors).



Features

1. Ribbed main body for firm and secure gripping.
2. Constructed of PBT (thermoplastic) and Nylon for greater impact-resistance and insulation.
3. Screw-type cord grip for maximum tightening force.

ATL-520LP Locking Plug

Pin: 3 / AMP: 20 / Voltage: 125
NEMA: L5-20P



ATL-620LP Locking Plug

Pin: 3 / AMP: 20 / Voltage: 250
NEMA: L6-20P



ATL-530LP Locking Plug

Pin: 3 / AMP: 30 / Voltage: 125
NEMA: L5-30P



ATL-630LP Locking Plug

Pin: 3 / AMP: 30 / Voltage: 250
NEMA: L6-30P



ATL-1420LP Locking Plug

Pin: 4 / AMP: 20 / Voltage: 125 / 250
NEMA: L14-20P



ATL-1430LP Locking Plug

Pin: 4 / AMP: 30 / Voltage: 125 / 250
NEMA: L14-30P



ATL-1520LP Locking Plug

Pin: 4 / AMP: 20 / Voltage: 250
NEMA: L15-20P



ATL-1530LP Locking Plug

Pin: 4 / AMP: 30 / Voltage: 250
NEMA: L15-30P



ATL-1620LP Locking Plug

Pin: 4 / AMP: 20 / Voltage: 480
NEMA: L16-20P



ATL-620P Inline Plug

Pin: 3 / AMP: 20 / Voltage: 250
NEMA: 6-20P



ATL-515P Inline Plug

Pin: 3 / AMP: 15 / Voltage: 125
NEMA: 5-15P



ATL-520P Inline Plug

Pin: 3 / AMP: 20 / Voltage: 125
NEMA: 5-20P



ATL-615P Inline Plug

Pin: 3 / AMP: 15 / Voltage: 250
NEMA: 6-15P



ATL-520C Locking Cord Connector

Pin: 3 / AMP: 20 / Voltage: 125
NEMA: L5-20C



ATL-620C Locking Cord Connector

Pin: 3 / AMP: 20 / Voltage: 250
NEMA: L6-20C



ATL-530C Locking Cord Connector

Pin: 3 / AMP: 30 / Voltage: 125
NEMA: L5-30C



ATL-630C Locking Cord Connector

Pin: 3 / AMP: 30 / Voltage: 250
NEMA: L6-30C



ATL-1420C Locking Cord Connector

Pin: 4 / AMP: 20 / Voltage: 125 / 250
NEMA: L14-20C



ATL-1430C Locking Cord Connector

Pin: 4 / AMP: 30 / Voltage: 125 / 250
NEMA: L14-30P



ATL-1520C Locking Cord Connector

Pin: 4 / AMP: 20 / Voltage: 250
NEMA: L15-20P



ATL-1530C Locking Cord Connector

Pin: 4 / AMP: 30 / Voltage: 250
NEMA: L15-30P



ATL-1620C Locking Cord Connector

Pin: 4 / AMP: 20 / Voltage: 480
NEMA: L16-20P



ATL-515CF Inline Connector

Pin: 3 / AMP: 15 / Voltage: 125
NEMA: 5-15C



ATL-520CF Inline Connector

Pin: 3 / AMP: 20 / Voltage: 125
NEMA: 5-20C



ATL-615CF Inline Connector

Pin: 3 / AMP: 15 / Voltage: 250
NEMA: 6-15C



ATL-620CF Inline Connector

Pin: 3 / AMP: 20 / Voltage: 250
NEMA: 6-20C



ATL-1420FI

Locking Flange Inlet

Pin: 4 / AMP: 20 / Voltage: 125 / 250
NEMA: L14-20



ATL-1520FI

Locking Flange Inlet

Pin: 4 / AMP: 20 / Voltage: 250
NEMA: L15-20



ATL-1620FI

Locking Flange Inlet

Pin: 4 / AMP: 20 / Voltage: 480
NEMA: L16-20



ATL-1530FI

Locking Flange Inlet

Pin: 4 / AMP: 30 / Voltage: 250
NEMA: L15-30



ATL-1420FO

Locking Flange Outlet

Pin: 4 / AMP: 20 / Voltage: 125 / 250
NEMA: L14-20



ATL-1520FO

Locking Flange Outlet

Pin: 4 / AMP: 20 / Voltage: 250
NEMA: L15-20



ATL-1620FO

Locking Flange Outlet

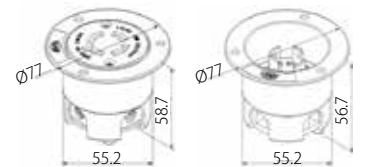
Pin: 4 / AMP: 20 / Voltage: 480
NEMA: L16-20



ATL-1530FO

Locking Flange Outlet

Pin: 4 / AMP: 30 / Voltage: 250
NEMA: L15-30



ATL-520R

Locking Receptacle

Pin: 3 / AMP: 20 / Voltage: 125
NEMA: L5-20R



ATL-620R

Locking Receptacle

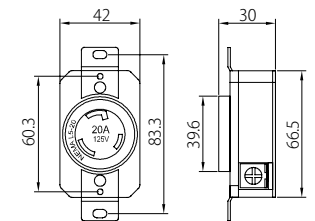
Pin: 3 / AMP: 20 / Voltage: 250
NEMA: L6-20R



ATL-530R

Locking Receptacle

Pin: 3 / AMP: 20 / Voltage: 125
NEMA: L5-30R



ATL-630R

Locking Receptacle

Pin: 3 / AMP: 30 / Voltage: 250
NEMA: L6-30R



ATL1420R

Locking Receptacle

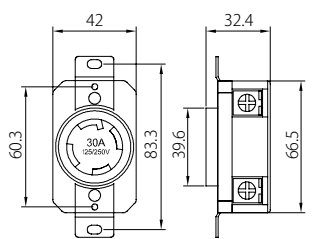
Pin: 4 / AMP: 20 / Voltage: 125/250
NEMA: L14-20R



ATL-1430R

Locking Receptacle

Pin: 4 / AMP: 30 / Voltage: 125/250
NEMA: L14-30R



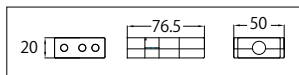
TSP-20LF

TSP-20LM

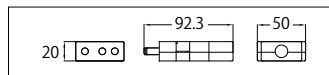
TSP-20LMC



TSP-20LFC



TSP-20LF FEMALE INLINE

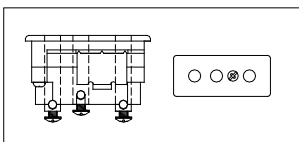


TSP-20LM MALE INLINE

STAGE PIN CONNECTOR

(20 AMP INLINE PLUGS AND CONNECTORS)

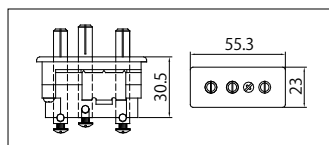
- Compatible with all other 20Amp Connectors.
- Connector body made of thermoplastic (material rated at 250 degree C); Free from melt and break down.
- Crimpless pressure terminal reduces the association with ring terminals; Wider wiring chamber for easier to wire.
- Brass pins and can be replace if damaged pins float in housing for easier alignment and low resistance.
- Female sleeves are split to make a spring that exerts pressure on the male pin over the life of the device; Even a crushed pin will make contact in female device.
- Clearly marked terminals in accordance NEC to prevent mis-wiring. Cable entry accepts 12/3 hard cable.



TSP-20SF FEMALE PANEL MOUNT



YOUTUBE
KUPO STAGE
PIN CONNECTORS



TSP-20SM MALE PANEL MOUNT

PANEL CUTOUT: 760 x 2.020 (Inch),
16 GAUGE, 0.60" MATERIAL



20 AMP PANEL MOUNT STAGE PIN CONNECTOR

- Both males and females with a screw-driven mounting clip provides quick and easy mounting or removal from panels of various thickness.
- Stripped conductors could be inserted through the cross-hole for pressure termination using wire shoes, which are included.
- Ring terminations are also available for panel mount devices.
- Self-grounding mounting clip eliminates need for separate ground wire.
- Precisely fit the industry standard panel cut-out.

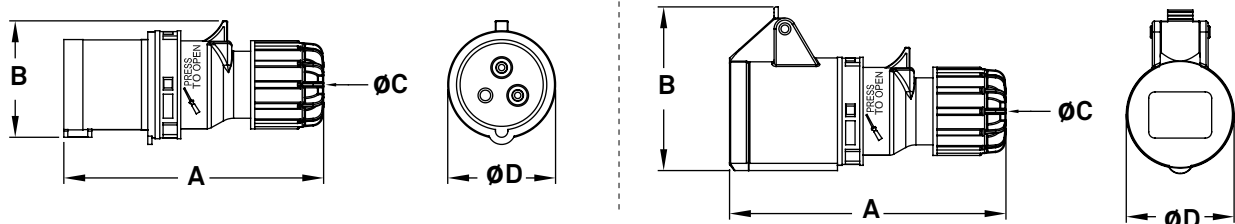
The CEE form series, which is derived from the Certification of Electrotechnical Equipment (CEE). These connectors, also known as CEEFORM, adhere to the rigorous CEE17 standards for industrial plugs and sockets. Our CEE form sockets and plugs are designed to deliver unparalleled performance in a wide range of environmental conditions and applications. Specifically tailored for the entertainment industry, our B&B series (Blue lid and Black body) boasts a distinctive 250 voltage rating identification and a sophisticated matt black finish to minimize reflections during productions. This unique design ensures that the connectors seamlessly blend with the background, enhancing the overall presentation quality. In compliance with IEC 60309, our connectors cover a versatile range from 16 to 125 Amp, supporting voltage ratings from 110 to 400 volts. Moreover, they carry CE approval and boast IP44/IP67 ratings, meeting the highest safety standards.



Item	Amper	Poles	Key	Voltage (V)	Dimensions (mm)				Cable Size (mmsq)
					A	B	C	D	
KHTN013	16	3	6h	230	120	57	15	53.5	1-2.5
KHTN013-4	16	3	4h	110	120	57	15	53.5	1-2.5
KHTN013-BK	16	3	6h	230	120	57	15	53.5	1-2.5
KHTN023	32	3	6h	230	150	80.5	22	72	2.5-6
KHTN014	16	4	4h	400	125	67.5	15	61	1-2.5
KHTN024	32	4	6h	400	150	80.5	17	72	2.5-6
KHTN025	32	5	6h	400	155	89.5	17	79.5	2.5-6
KHTN725	32	5	6h	400	155	89.5	22	79.5	2.5-6



Item	Amper	Poles	Key	Voltage (V)	Dimensions (mm)				Cable Size (mmsq)
					A	B	C	D	
KHTN213	16	3	6h	230	130	75.6	15	52	1-2.5
KHTN213-4	16	3	4h	110	130	75.6	15	52	1-2.5
KHTN213-BK	16	3	6h	230	130	75.6	15	52	1-2.5
KHTN223	32	3	6h	230	162	94	22	64.6	2.5-6
KHTN214	16	4	4h	400	135	83	15	58	1-2.5
KHTN224	32	4	6h	400	162	94	17	64.6	2.5-6
KHTN225	32	5	6h	400	163.5	100	17	71	2.5-6



KHTN413 B&B



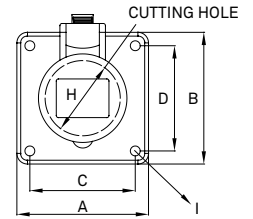
KHTN414



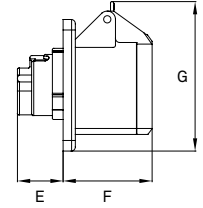
KHTN415



KHTN423



Item	Amper	Poles	Key	Voltage (V)	Dimensions (mm)							Cable Size (mmsq)
					A/B	C/D	E	F	G	H	I	
KHTN413	16	3	6h	230	62	47	26	52	85	43	4.5	1.5-4
KHTN414	16	4	6h	400	75	60	27	52	87	50	4.5	1.5-4
KHTN415	16	5	6h	400	75	60	27	52	91	56	4.5	1.5-4
KHTN423	32	3	6h	230	75	60	30	63	93	57.5	4.5	2.5-10
KHTN424	32	4	6h	400	75	60	30	52	87	58	4.5	2.5-10
KHTN425	32	5	6h	400	75	60	30	63	100	64	4.5	2.5-10



KHTN613



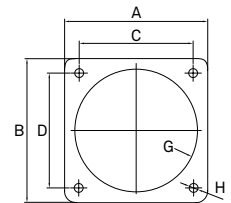
KHTN623



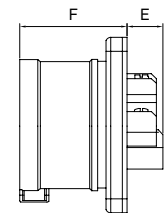
KHTN624



KHTN625



Item	Amper	Poles	Key	Voltage (V)	Dimensions (mm)							Cable Size (mmsq)
					A/B	C/D	E	F	G	H		
KHTN613	16	3	6h	230	75	60	16.5	45.5	64	4.5	1.5-4	
KHTN623	32	3	6h	230	75	60	16.5	54.7	64	4.5	2.5-10	
KHTN624	32	4	6h	400	75	60	16.5	55	64	4.5	2.5-10	
KHTN625	32	5	6h	400	75	60	16.5	55	64	4.5	2.5-10	



Schuko is one of industrial standard connector mostly used in Germany and part of Europe. It is widely adopted in entertainment as well. Kupo supplies variation of assembly-type schuko for the need, including stiff housing and rubber encompassed model.

TECHNICAL INFORMATION:

1. Contact: Nickel-plated bronze; 2P+E.
2. Protection: IP 44.
3. Shell: PA66 with flame retarded Rubber (for rubber models only).



131
Schuko Plug



1602
Schuko Connector



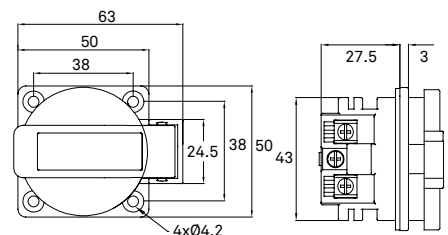
R212 Schuko
Connector (Rubber)



R012 Schuko
Connector (Rubber)



CZ03 Schuko Panel Socket



PLASTIC POWER BOX

Kupo's plastic power distribution is constructed of PA material which offers excellent insulation, impact-resistance and flame-retarded features. With in-house bracket structure, it can be diversely attached to the truss or tube with combination of clamps. Other than rigid PA material, this box is also fabricated with quality connectors, and assembled through experienced craftsmanship, which ensures the durability and reliability.

PDB-P003-KDK

6 x Schuko panel female (output).
 1 x 32A 5P three phase CEE panel male (input).
 L1->channel 1 & 2.
 L2->channel 3 & 4.
 L3->channel 5 & 6.



PDB-P004-KDK

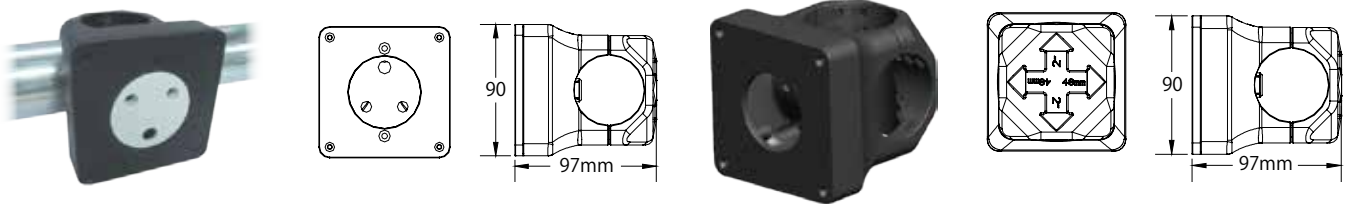
6 x CEE 16A panel female (output).
 1 x 32A 5P three phase CEE panel male (input).
 L1->channel 1 & 2.
 L2->channel 3 & 4.
 L3->channel 5 & 6.



VERSATILE SOCKET

Versatile Socket is fabricated by injection-molded ABS featuring impact resistance, maximum toughness and also flame-retarded. Two-way assemble housing provides the selection to fit either 2" or 48mm tube systems, which makes it an ideal power outlet for various installation applications. It is designed for 15A round pin BS546, 13A rectangular pin BS1363, 16A CEE form and 16A Schuko connectors.

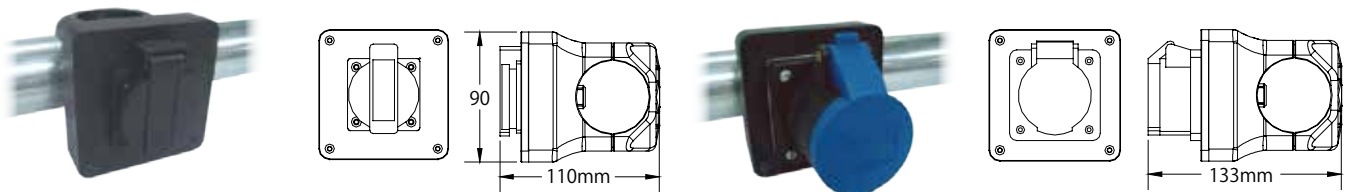
STANDARD APPLICATIONS



VS-4851-B Versatile Socket

For 15A / BS546 & 13A / BS1363

Standard package w/ 8 fixing screws feasible for tube sizes 48mm and 2".



VS-4851-M Versatile Socket

For Schuko or CEE form 16A connector

OTHER APPLICATIONS (CUSTOMIZED)




VS-4851-1 Versatile Socket

Blank Plate Only (w/o fixing base)

AUS/NZ 10A



Powerlead



Stage Pin



Speakcon



Blank



XLR



Y-Cord or Twofer, are cabling device used in theatrical stage lighting. It allows two stage lighting instruments to be connected to one dimming channel. Never having cumbersome for jamming two wires into a single connector. Kupo Y-Splitters are constructed with two layers. The inner core is PVC injection-molding, offering great tensile force while the outer is rubber molding cover with excellent impact-absorbency. The mold-in extension is H07RN-F rubber cables (overall length 1M) with fire retardant and oil resistant specs. It is wired in parallel or series.



YOUTUBE
KUPO Y SPLITTER
(TWOFER)



YS-2.5



YS-2.5-CEE



YS-2.5/S-CEE



YS-4.0



YS-4.0-CEE



Parallel / Series sticker mark with transparent heat-shrink sleeve identify the wirings clearly.

Part Number	Description
YS-2.5	Y Splitter, 3 x 2.5mmsq rubber cable, length 1M, parallel wired
YS-2.5/S	Y Splitter, 3 x 2.5mmsq rubber cable, length 1M, series wired
YS-2.5-CEE	Y Splitter, 3 x 2.5mmsq rubber cable, length 1M, parallel wired with 16A CEE form connectors
YS-2.5/S-CEE	Y Splitter, 3 x 2.5mmsq rubber cable, length 1M, series wired with 16A CEE form connectors
YS-4.0	Y Splitter, 3 x 4.0mmsq rubber cable, length 1M, parallel wired
YS-4.0-CEE	Y Splitter, 3 x 4.0mmsq rubber cable, length 1M, parallel wired with 32A CEE form connectors

Note: Parallel is a consistent voltage in circuit, and current is shared between the two instruments. The series wired, the current through each of the lighting instruments is the same, and the voltage across the lighting instruments is the sum of the voltages across each lighting instruments.

3-Phase Y-Splitter fan-out cable set is taking three phase power and making three single phase outlets. It is fabricated with two layers. The inner core is PVC injected molding with internally wired, offering great tensile force. The outer is rubber molding cover with excellent impact-absorbency and insulation. This Y splitter is embossed with identification marks showing where each of phase is going. Molded with H07RN-F rubber cables for fire retardant and oil resistant.



YOUTUBE
KUPO THREE-PHASE
Y SPLITTER (TWOFER)



YS-16331

3-Phase Y Splitter, fan-out to three single phase, length 1M.



YS-16331-CEE

3-phase Y splitter to three single phase, length 100cm, parallel wired with 16A CEE connectors.

Specification

1. Input cable: 5 x 2.5mmsq H07RN-F
2. Output cable: 3 x 2.5mmsq H07RN-F
3. Clear phase identification for each outlet cable
4. Overall length 100cm (without connector)

This is three phase fan-out Y cable set for max. 32A capacity in total. Fabricated of PVC inner layer with rubber molding outside, it has excellent performance in insulation and impact absorbency. Molded with 5 core x 4.0mmsq H07RN-F rubber cable for fire retarded and oil resistant.



YS-32323

3-phase Y splitter, fan out to two three phase, length 1M, parallel wired.



YS-32323-CEE

3-phase Y splitter, fan out to two three phase, length 1M, parallel wired with 32A CEE form connectors.

Specification

1. Max. 32A (415V) three phase Y splitter
2. Input cable: 5 x 4.0mmsq H07RN-F
3. Output cable: 5 x 4.0mmsq H07RN-F
4. Overall length 100cm (without connector)

PROFESSIONAL HB CONNECTOR

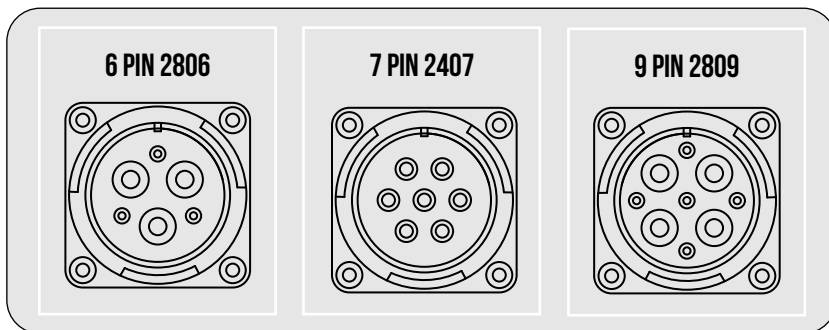
The KUPO HB connectors' range is designed to meet the needs of head to ballast connections. HB series cover the range of power from 575W to 18KW used by ARRI.



Features:

1. Compatible with Veam CIR connectors.
2. Machined aluminum bodies with ribbed coupling ring to provide easy manual coupling and uncoupling.
3. Back-shell with scratch resistant and black anodized.
4. Back-shell and cable clamps to fit different cable O.D.
5. Waterproof to IP67.
6. The grip rubber on locking ring.

CONTACTS CONFIGURATION & KEY POSITION ARRANGEMENT

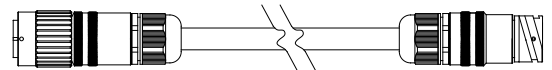


- We keep all the above models in stock for inline male and female assembly.
- WPC-2407 series are available in different key position arrangement for various lighting fixtures; WPC-2806 & WPC-2809 series are only for 6K-18K Arri lights.

CROSS REFERENCE FOR VARIOUS BRANDS

BRAND	ARRI	CINEMILLS	STRAND	MOLE	SUNRAY	LTM	DE-SISTI
575W	2407-W	2407-Z	2407-Z	2407-Z	2407-Z	-	2407-Z
1200W	2407-W	2407-W	2407-W	2407-W	2407-W	-	2407-W
2500W	2407-O	2407-O	2407-O	-	2407-O	2407-O	2407-O
4000W	2407-O						
6000W	2806						
12KW	2809						
18KW	2809						

HEAD TO BALLAST CABLE



Cat. No.	Description
HB-1.2K-7M	1.5mm 7M, WPC-2407LM-W+WPC-2407LF-W (ARRI 575W /1200W)
HB-1.2K-15M	1.5mm 15M, WPC-2407LM-W+WPC-2407LF-W (ARRI 575W/1200W)
HB-4K-7M	2.5mm 7M, WPC-2407LM-O+WPC-2407LF-O (ARRI 2500W/4000W)
HB-4K-15M	2.5mm 15M, WPC-2407LM-O+WPC-2407LF-O (ARRI 2500W/4000W)
HB-6K-7M	3C x 16mm+3C x 1.5mm 7M, WPC-2806LM+WPC-2806LF (ARRI 6000W)
HB-6K-15M	3C x 16mm+3C x 1.5mm 15M, WPC-2806LM+WPC-2806LF (ARRI 6000W)
HB-12K-7M	4C x 16mm+5C x 1.5mm 7M, WPC-2809LM+WPC-2809LF (ARRI 12KW)
HB-12K-15M	4C x 16mm+5C x 1.5mm 15M, WPC-2809LM+WPC-2809LF (ARRI 12KW)
HB-18K-7M	4C x 16mm+5C x 1.5mm 7M, WPC-2809LM+WPC-2809LF (ARRI 18KW)
HB-18K-15M	4C x 16mm+5C x 1.5mm 15M, WPC-2809LM+WPC-2809LF (ARRI 18KW)

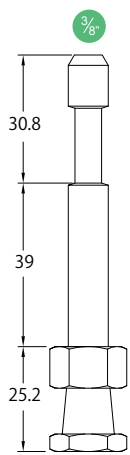
ARRI is a registered trademark of ARRI Group.

ADAPTERS DRAWINGS

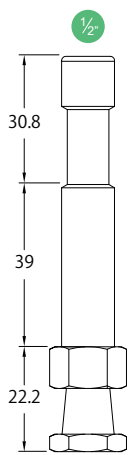


All measurements shown are millimeters unless otherwise indicated.


- $\frac{1}{4}$ Indicates an external thread or stud diameter / Metric ● / Imperial ●
- $\frac{1}{4}$ Indicates an internal thread or socket diameter / Metric ○ / Imperial ○



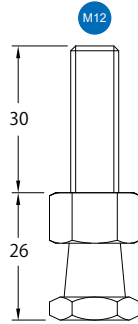
KS-001



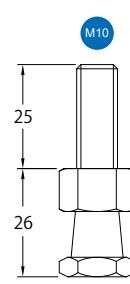
KS-002



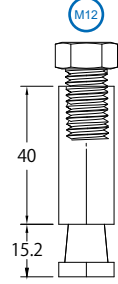
KS-003



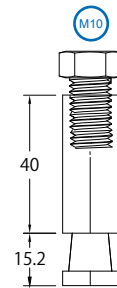
KS-004



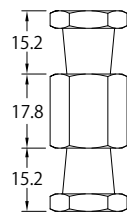
KS-005



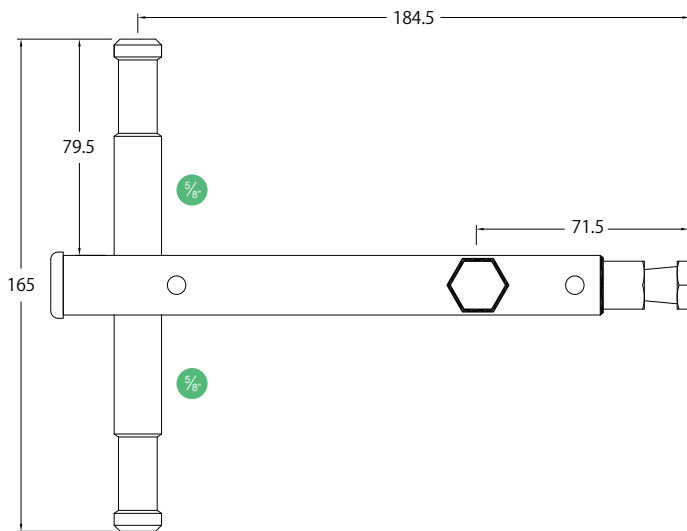
KS-006



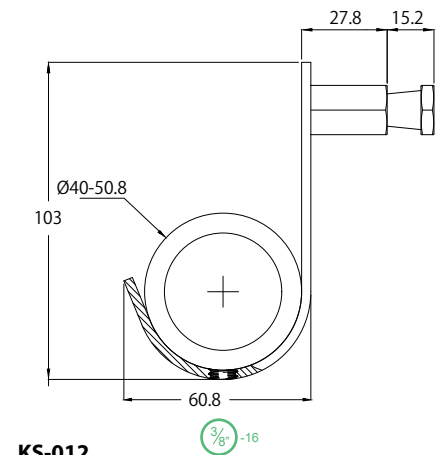
KS-007



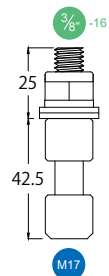
KS-008



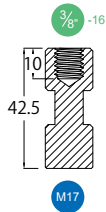
KS-010



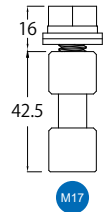
KS-012



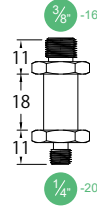
KS-013



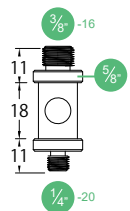
KS-013FS



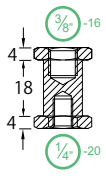
KS-013F



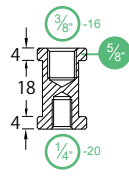
KS-014



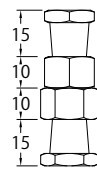
KS-014R



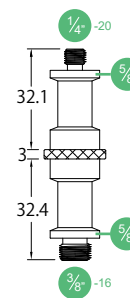
KS-015



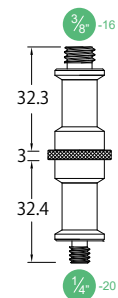
KS-015R



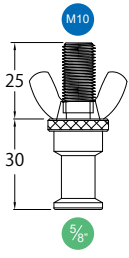
KS-016



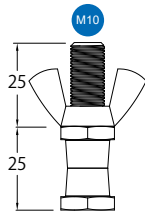
KS-017



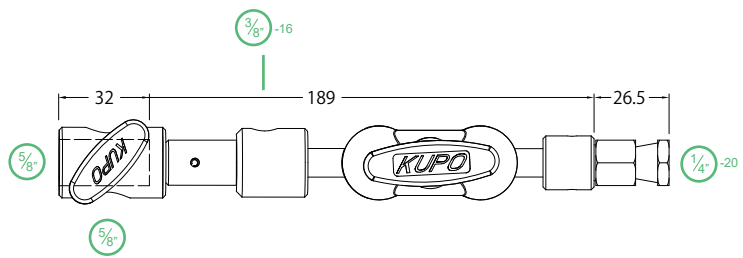
KS-017SB



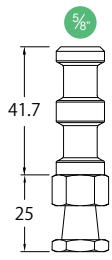
KS-018




KS-018H



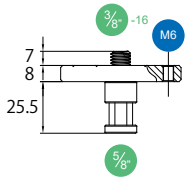
KS-019



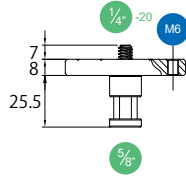
KS-020



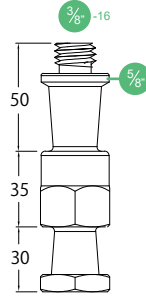
KS-022



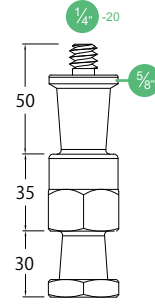
KS-023



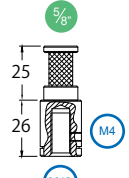
KS-024



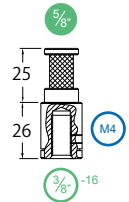
KS-025



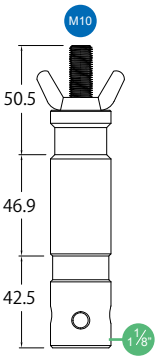
KS-026



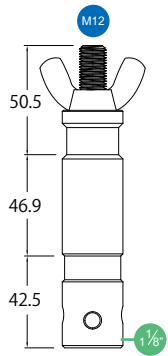
KS-027



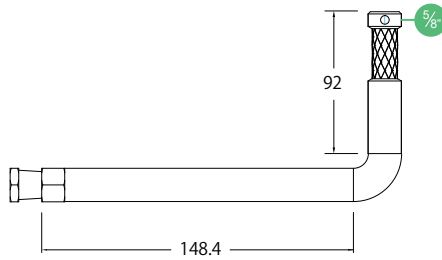
KS-037



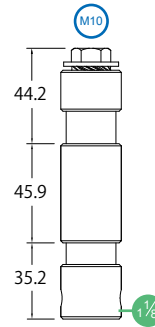
KS-030



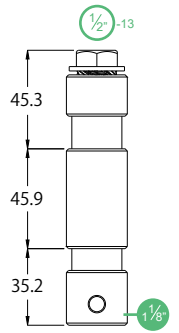
KS-032



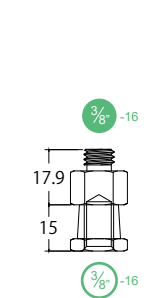
KS-031



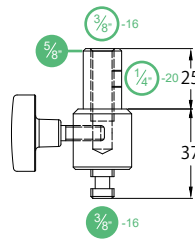
KS-034



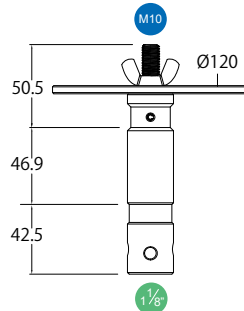
KS-034-T



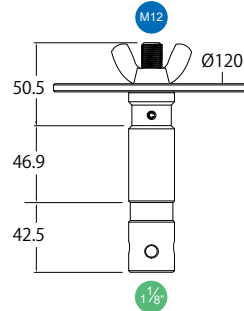
KS-038



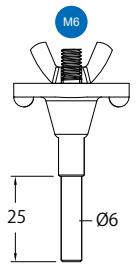
KS-038DR



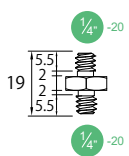
KS-040



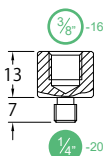
KS-042



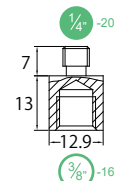
KS-050



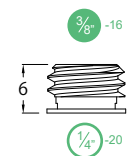
KS-051



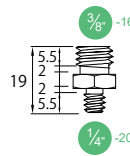
KS-052



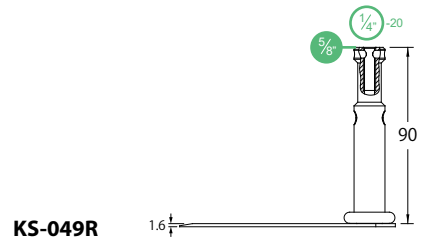
KS-052ST



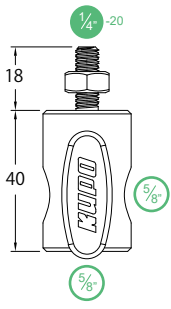
KS-053



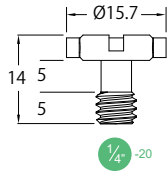
KS-054



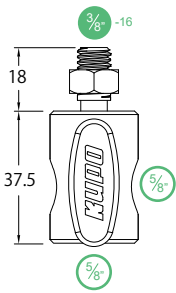
KS-049R



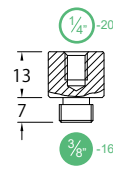
KS-060



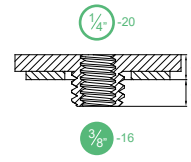
KS-061



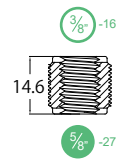
KS-062



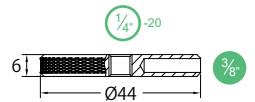
KS-063



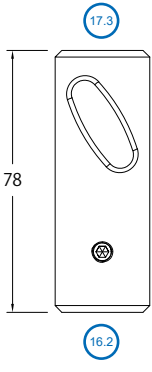
KS-064



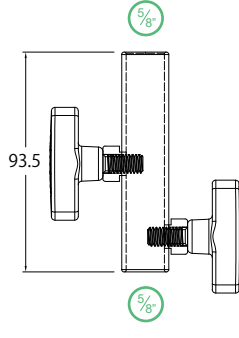
KS-067



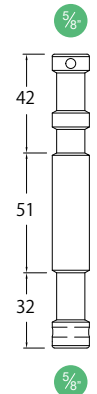
KS-068



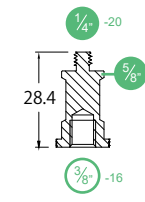
KS-070



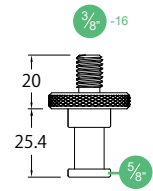
KS-071



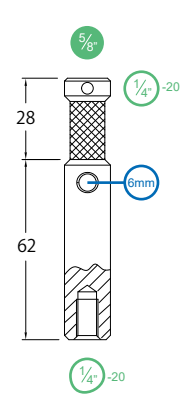
KS-074



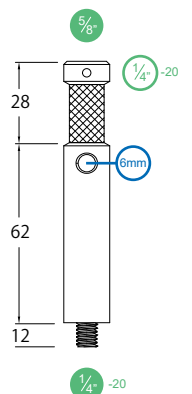
KS-073



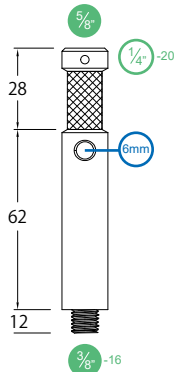
KS-075



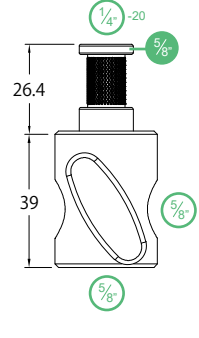
KS-076



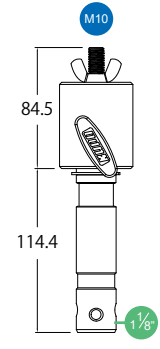
KS-077



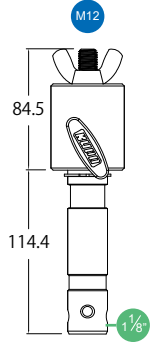
KS-078



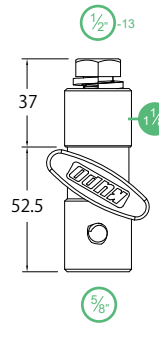
KS-079



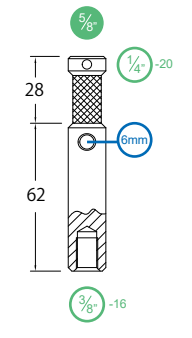
KS-080



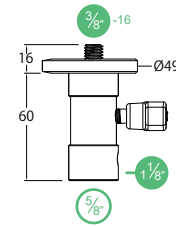
KS-082



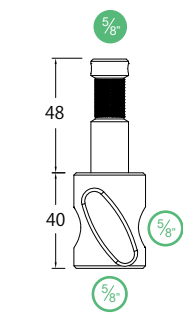
KS-090



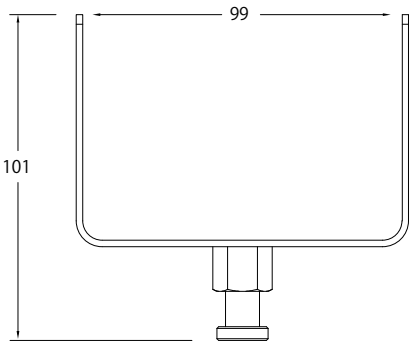
KS-096



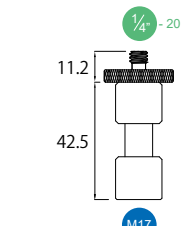
KS-097



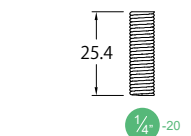
KS-098



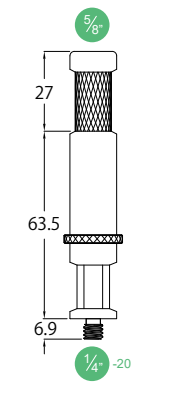
KS-099



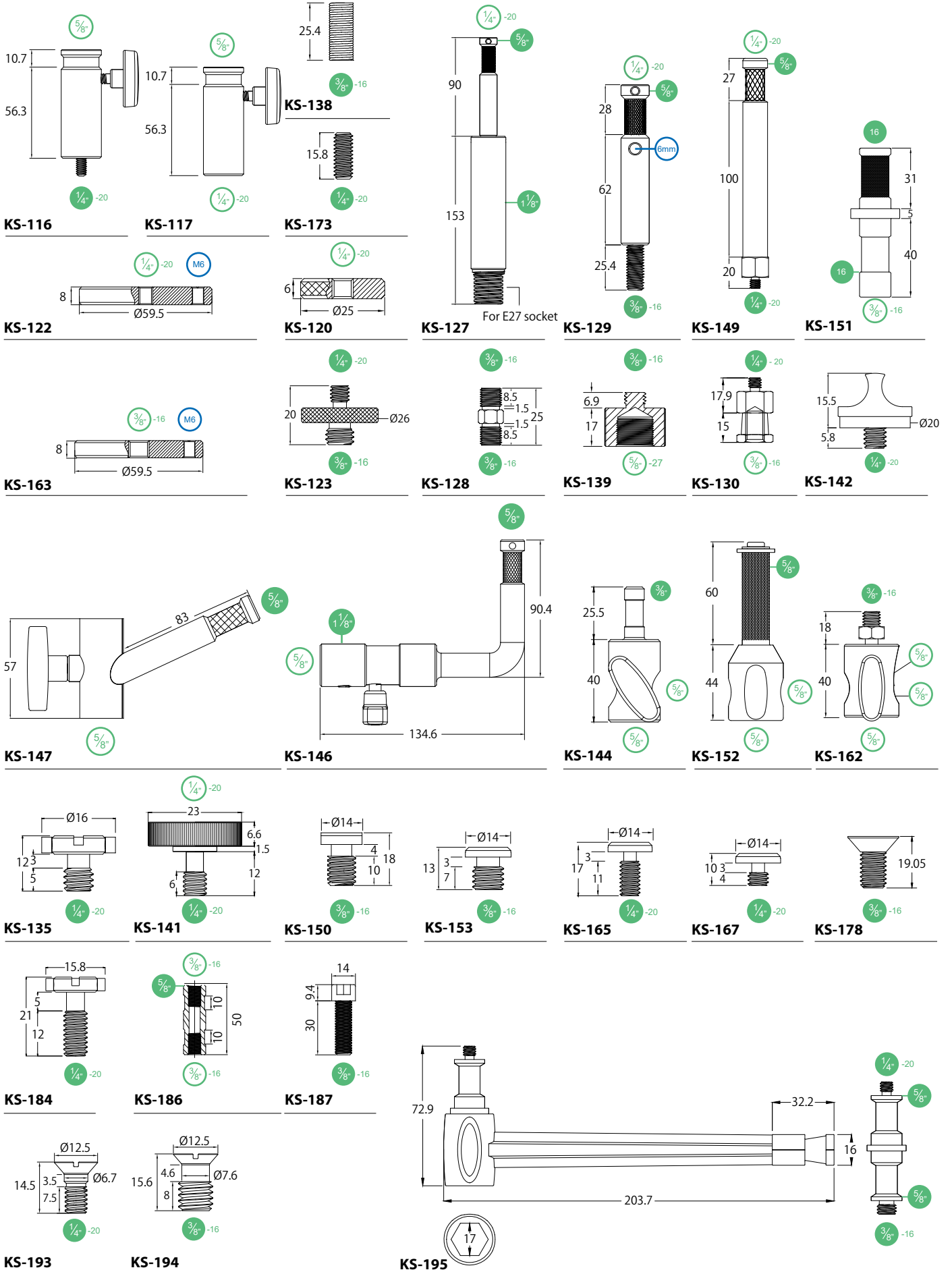
KS-113

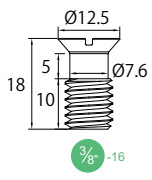


KS-114

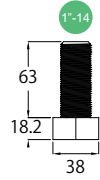


KS-115

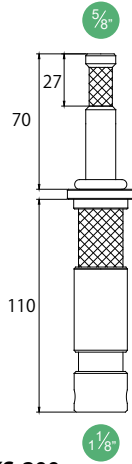




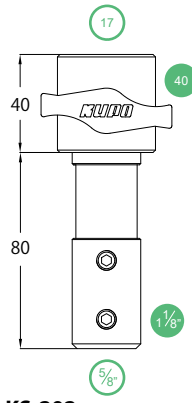
KS-196



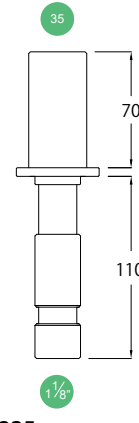
KS-198



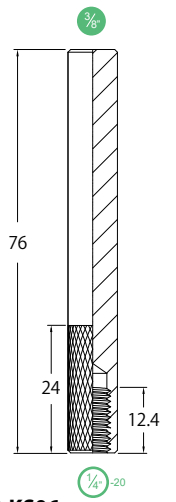
KS-200



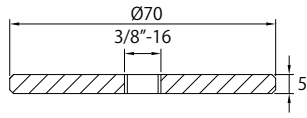
KS-202



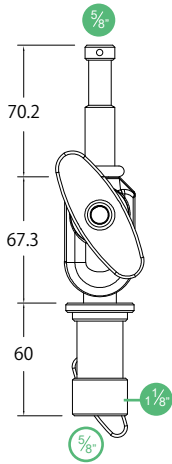
KS-235



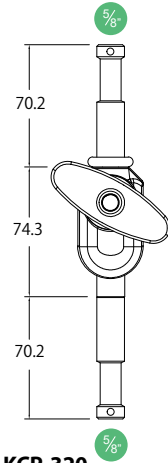
KP-KS06



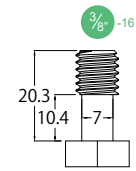
KS-206



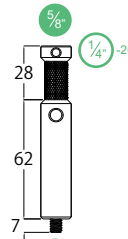
KCP-310



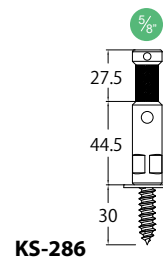
KCP-320



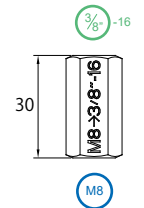
KS-208



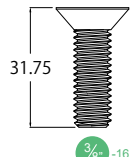
KS-239



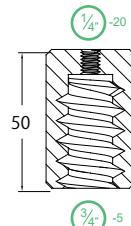
KS-286



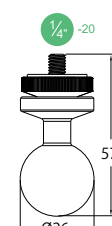
KS-287



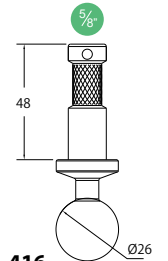
KS-293



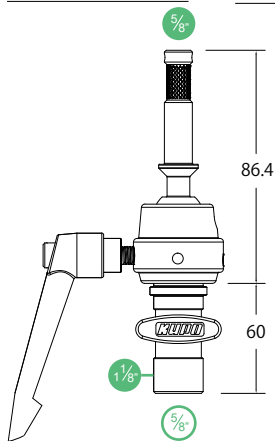
KS-345



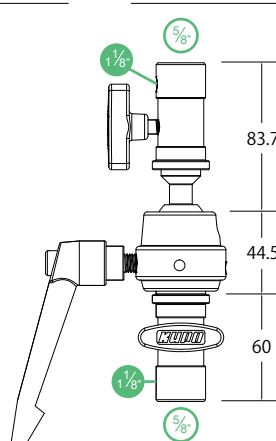
KS-404



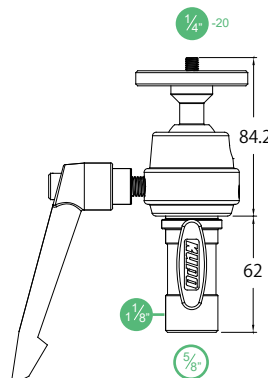
KS-416



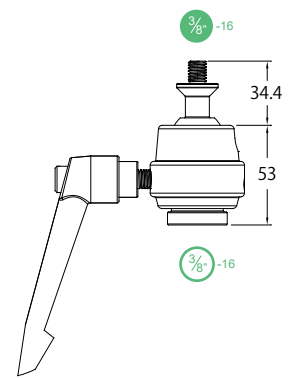
KCP-410



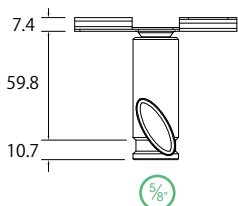
KCP-412



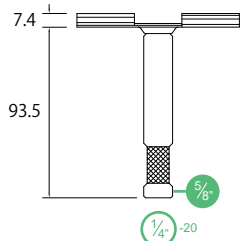
KCP-414



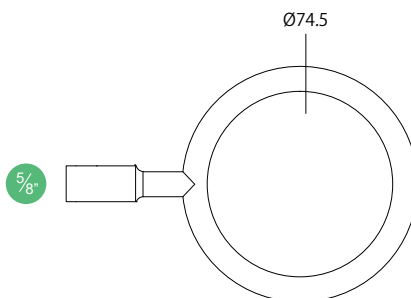
KCP-419



KD-CF16P



KD-CM16P



KD-815P



Code	Page	Description	Code	Page	Description
006	87	6" BABY STAND EXTENSION	543M	31	MASTER HIGH CINE STAND
012	87	12" BABY STAND EXTENSION	543MB	31	MASTER HIGH CINE STAND (BLACK)
013	11	FOLDING BASE MINI STAND	546M	32	JUNIOR BOOM STAND (K-STAND)
013-A	88	POLE FOR FOLDING MINI STAND	600MR	65	HIGH OVERHEAD ROLLER STAND
013BS	11	BACKLITE BASE W/ FEMALE SOCKET AND KS-017 STUD	610MR	65	MEDIUM OVERHEAD ROLLER STAND
017	88	SUPER RISER COLUMN FROM: 13" TO 17"	620M	66	WIDE BASE HIGH OVERHEAD STAND
018	87	18" BABY STAND EXTENSION	653MR	34	STEEL SENIOR STAND
021R	13	TWO-IN-ONE MULTI STAND	721M	42	JUMBO STAND- 2 SECTIONS
023	12	MIDI PRO STAND	744M	42	JUMBO STAND- 4 SECTIONS
023AC	12	MIDI PRO STAND W/AIR CUSHION	756M	41	JUMBO CRANKING STAND WITH AUTOMATIC LOCKING DEVICE
024	87	24" BABY STAND EXTENSION	1602	340	SCHUKO CONNECTOR
025	87	TELESCOPIC BABY STAND EXTENSION (15.8"-24")	A17	68	CORNER BOLT FOR BUTTERFLY FRAME
027M	88	JUNIOR STAND EXTENSION(45CM)	ATL-515P	337	NEMA 5-15P, 15A, 125V STRAIGHT PLUG, cUL
028	13	SINGLE HANDED STAND	ATL-520C	337	NEMA L5-20C, 20A3PIN, 125V LOCKING CORD CONNECTOR, cUL
029	312	HANDHELD GIMBAL & SELFIE STICK	ATL-520R	337	NEMA L5-20R, 20A, 125V LOCKING RECEPTACLE, cUL
032	88	2-SECTION ADJUSTABLE POLE W/ BABY RECEIVER	ATL-520P	337	NEMA 5-20P, 20A, 125V STRAIGHT PLUG, cUL
033	11	LOW MINI KIT STAND	ATL-530R	337	NEMA L5-30R, 30A, 125V LOCKING RECEPTACLE, cUL
034	12	MINI KIT STAND	ATL-530C	337	NEMA L5-30C, 3P30A, 125V LOCKING CORD CONNECTOR, cUL
042	88	BABY STAND EXTENSION	ATL-615P	337	NEMA 6-15P, 15A, 250V STRAIGHT PLUG, cUL
045	12	MEDIUM STAND	ATL-620C	337	NEMA L6-20C, 3PIN20A, 250V LOCKING CORD CONNECTOR, cUL
055	11	HANDY STAND	ATL-620P	337	NEMA 6-20P, 20A, 250V STRAIGHT PLUG, cUL
070AC	15	7 FEET MINI CLICK STAND W/ AIR CUSHION	ATL-620R	337	NEMA L6-20R, 20A, 250V LOCKING RECEPTACLE, cUL
070AC-J	21	7 FEET MINI CLICK STAND W/ AIR CUSHION-JAPAN TYPE	ATL-630C	337	NEMA L6-30C, 3P30A, 250V LOCKING CORD CONNECTOR, cUL
080AC	15	8 FEET MIDI CLICK STAND W/ AIR CUSHION	ATL-630R	337	NEMA L6-30R, 30A, 250V LOCKING RECEPTACLE, cUL
080AC-J	21	8 FEET MIDI CLICK STAND W/ AIR CUSHION-JAPAN TYPE	ATL-515CF	337	NEMA 5-15C, 15A, 125V STRAIGHT CONNECTOR FEMALE, cUL
090	16	9 FEET MIGHTY CLICK STAND	ATL-520CF	337	NEMA 5-20C, 20A, 125V STRAIGHT CONNECTOR FEMALE, cUL
092	88	3 SECTION BABY STAND EXTENSION	ATL-615CF	337	NEMA 6-15C, 15A, 250V STRAIGHT CONNECTOR FEMALE, cUL
120M	88	STAND EXTENSION	ATL-620CF	337	NEMA 6-20C, 20A, 250V STRAIGHT CONNECTOR FEMALE, cUL
121	16	12 FEET GRANT CLICK STAND	ATL-520LP	337	NEMA L5-20P, 20A, 125V LOCKING PLUG, 3PIN
121-J	21	12 FEET GRANT CLICK STAND -JAPAN TYPE	ATL-530LP	337	NEMA L5-30P, 30A, 125V LOCKING PLUG, 3PIN
123B	300	TELESCOPIC POLE	ATL-620LP	337	NEMA L6-20P, 20A, 250V LOCKING PLUG, 3PIN
131	340	16A/3P/230V(SHUKO), CABLE MALE CONNECTOR	ATL-630LP	337	NEMA L6-30P, 30A, 250V LOCKING PLUG, 3PIN
135M	28	MIDI-MAX KIT STAND	ATL-1420C	337	L14-20C 4P20A 125/250V cUL
135MB-J	21	MIDI-MAX KIT STAND - JAPANESE TYPE (BLACK)	ATL-1420R	337	NEMA L14-20R, 20A, 125/250V LOCKING RECEPTACLE, cUL
145M	28	HEAVY DUTY BABY STAND	ATL-1430C	337	NEMA L14-30C, 4P30A, 125/250V LOCKING CORD CONNECTOR, cUL
155M	28	HIGH BABY STAND	ATL-1430R	337	NEMA L14-30R, 30A, 125/250V LOCKING RECEPTACLE, cUL
158MB	171	COMPACT STEADICAM STAND W/O WHEEL SET	ATL-1520C	337	L15-20C 4P 20A 250V NEMA L15-20C LOCKING Connector
160MB	45	360 SPHERICAL CAMERA STAND	ATL-1530C	337	L15-30C 4P 30A 250V NEMA L15-30C LOCKING Connector
161MB	43	SLIDER STAND (BLACK)	ATL-1620C	337	L16-20C 4P 20A 480V NEMA L16-20C LOCKING Connector
162MB	46	MONITOR STAND II	ATL-1420FI	337	NEMA L14-20 4P20A 125/250V LOCKING Flanged Inlet
163MB	171	STEADICAM STAND W/O WHEEL SET	ATL-1520FI	337	NEMA L15-20P 4P20A 250V LOCKING Flanged Inlet
163MBC	171	STEADICAM STAND WITH WHEEL SET	ATL-1530FI	337	NEMA L15-30P 4P30A 250V LOCKING Flanged Inlet
166B	174	TELESCOPIC COLUMN WITH 5/8"(16MM) BABY PIN	ATL-1530FO	337	NEMA L15-30R 4P 30A 250V LOCKING Flanged Outlet
168B	178	HEAVY DUTY TELESCOPIC MAST W/ JUNIOR RECEIVER	ATL-1620FI	337	NEMA L16-20P 4P20A 480V LOCKING Flanged Inlet
169M	20	MASTER CLASSIC STAND	ATL-1620FO	337	NEMA L16-20 4P 20A 480V LOCKING Flanged Outlet
175M	20	MASTER SHORTY STAND	ATL-1420LP	337	NEMA L14-20P, 20A, 125/250V LOCKING PLUG, 4PIN
185M	33	LOW MIGHTY BABY STAND	ATL-1430LP	337	NEMA L14-30P, 30A, 125/250V LOCKING PLUG, 4PIN
186M	33	SHORT LOW MIGHTY STAND	ATL-1520LP	337	L15-20P 4P 20A 250V NEMA L15-20P LOCKING Plug
NEW 191	18	ALUMINUM BABY BOOM STAND	ATL-1530LP	337	L15-30P 4P 30A 250V NEMA L15-30P LOCKING Plug
193	20	MEDIUM BABY KIT STAND	L16-20LP	337	L16-20P 4P 20A 480V NEMA L16-20P LOCKING Plug
194	19	MIDI BABY KIT STAND	BF40	68	4" SQUARE TUBE FEMALE, FOR BUTTERFLY FRAME
194-J	21	MIDI BABY KIT STAND-JAPAN TYPE	BF45	68	4" SQUARE TUBE MALE, FOR BUTTERFLY FRAME
195	19	BABY KIT STAND	BF60	68	6" SQUARE TUBE FEMALE FOR BUTTERFLY FRAME
195-J	21	BABY KIT STAND-JAPAN TYPE	BF65	68	6" SQUARE TUBE MALE FOR BUTTERFLY FRAME
195S	19	BABY KIT STAND W/ SQUARE LEGS	BG4506	199	BALL BUNGEE DIA. 4.5MM/LENGTH 6"(BLACK); 50 PCS/PACKP
195S-J	21	BABY KIT STAND W/ SQUARE LEGS-JAPAN TYPE	BG5006R	199	ELASTIC CABLE TIE(10PCS)6MM(W)*5"(L)-RED
198	19	UNIVERSAL STAND	BG5006O	199	ELASTIC CABLE TIE(10PCS)6MM(W)*5"(L)-ORANGE
198AC	19	UNIVERSAL STAND W/AIR CUSHION	BG5006G	199	ELASTIC CABLE TIE(10PCS)6MM(W)*5"(L)-GREEN
223K	300	BACKGROUND PAPER SET	BG5006BK	199	ELASTIC CABLE TIE(10PCS)6MM(W)*5"(L)-BLACK
226M	30	MASTER COMBO HD STAND	BG5006BL	199	ELASTIC CABLE TIE(10PCS)6MM(W)*5"(L)-BLUE
226MB	30	MASTER COMBO HD STAND (BLACK)	BG5006Y	199	ELASTIC CABLE TIE(10PCS)6MM(W)*5"(L)-YELLOW
227MB	29	MASTER COMBO ALU SENIOR	BG5006N	199	ELASTIC CABLE TIE(10PCS)6MM(W)*5"(L)-NATURAL
228	29	MASTER COMBO STAND (SILVER)	BG5006M	199	ELASTIC CABLE TIE(10PCS)6MM(W)*5"(L)-MIXED
228MB	29	MASTER COMBO STAND W/ CASTER (BLACK)	BSS-1516	71	BLUE SCREEN SUIT 150-160 CM (SMALL SIZE)
229MB	47	HIGH VIEW STAND - BLACK	BSS-1617	71	BLUE SCREEN SUIT 160-170 CM (MEDIUM SIZE)
300M	27	HIGH ROLLER STAND	BSS-1718	71	BLUE SCREEN SUIT 170-180 CM (LARGE SIZE)
310M	33	LOW MIGHTY STAND	BSS-1819	71	BLUE SCREEN SUIT 180-190 CM (EXTRA LARGE SIZE)
320M	27	BABY ROLLER STAND	C-01B	282	STEEL CLAMP BLACK FOR TUBE SIZE 30-51MM
322M	46	MONITOR STAND	C-010B	282	STEEL CLAMP QUICKLY RELEASE FOR TUBE SIZE 30-51MM
330M	27	SENIOR ROLLER STAND	C-05	282	ALUMINUM ALLOY CLAMP W/5/8" LIGHT STUD
340	23	ROLLER STAND	C-05B	282	ALUMINUM ALLOY CLAMP W/5/8" LIGHT STUD-BLACK
346M	25	JUNIOR BOOM ROLLER STNAD	C-05QP	282	QUICK ACTUION ALUMINUM ALLOY HOOK CLAMP
350	22	RUNWAY BASE STAND	C-06	283	IRON CASTING C CLAMP
351	22	MIGHTY RUNWAY BASE STAND W/ ONE 99CM LEG	C-06T	283	IRON CASTING TITAN CLAMP FOR TUBE DIA. 40-65MM
356	11	UNIVERSAL FLOOR STAND WITH 16MM SOCKET ADAPTER	C-12	282	STEEL CLAMP
356-A2816	11	28MM TO 16MM REDUCER ADAPTER	C-12B	282	STEEL CLAMP - BLACK
357	312	HANDHELD TRIPOD W/1/4 MALE THREAD	C-16	283	BABY PIPE CLAMP
360M	26	ALUMINUM STUDIO STNAD	C-26	283	IRON CASTING TITAN CLAMP, WITH 16MM BABY PIN FOR TUBE 60MM
370M	25	JUNIOR STUDIO STNAD	CHC-112R-3P	294	12CH CHAIN HOIST CONTROLLER, RACK MOUNT TYPE
380M	26	STEEL STUDIO STNAD	CHC-14-3P	293	4CH CHAIN HOIST CONTROLLER, BRIEF CASE TYPE
382M	25	2 SCT. LOW BASE WIND-UP STNAD	CHC-14R-3P	294	4CH CHAIN HOIST CONTROLLER, RACK MOUNT TYPE
390M	24	STEEL COLUMN ROLLER STAND	CHC-18-3P	293	8CH CHAIN HOIST CONTROLLER, BRIEF CASE TYPE
NEW 398	48	STUDIO STAND	CHC-18R-3P	294	8CH CHAIN HOIST CONTROLLER, RACK MOUNT TYPE
470	37	FOLLOWSPOT STAND	CL-20M	54	20" MASTER C-STAND W/ SLIDING LEG & QUICK RELEASE
473B	34	TALL STAND (BLACK)	CL-20MB	54	20" MASTER C-STAND W/ SLIDING LEG & QUICK RELEASE-BLACK
481	37	2 SCT. WIND-UP FOLLOWSPOT STAND	CL-20MK	55	20" MASTER C-STAND W/ SLIDING LEG & QUICK RELEASE KITS
482T	37	2 SCT. WIND-UP STAND	CL-20MKB	55	20" MASTER C-STAND W/ SLIDING LEG & QUICK RELEASE KITS- BLACK
483-BP	35	BASE PLATE (SET OF 3)	CL-30M	54	30" MASTER C-STAND W/ SLIDING LEG & QUICK RELEASE
483BT	36	3 SCT. WIND-UP STAND W/ AUTO SELF-LOCKING DEVICE BLACK	CL-30MB	54	30" MASTER C-STAND W/ SLIDING LEG & QUICK RELEASE-BLACK
483SH	36	SHORT 3 SCT. WIND-UP STAND W/ AUTO SELF-LOCKING DEVICE	CL-30MK	55	30" MASTER C-STAND W/ SLIDING LEG & QUICK RELEASE KITS
483T	35	3 SCT. WIND-UP STAND W/ AUTO SELF-LOCKING DEVICE	CL-30MKB	55	30" MASTER C-STAND W/ SLIDING LEG & QUICK RELEASE KITS-BLACK
484	38	HEAVY DUTY WIND-UP STAINLESS STEEL STAND	CL-40M	54	40" MASTER C-STAND W/ SLIDING LEG & QUICK RELEASE
485	39	HEAVY DUTY WIND UP LOW BASE STAND W/ BRAKED CASTER	CL-40MB	54	40" MASTER C-STAND W/ SLIDING LEG & QUICK RELEASE-BLACK
542M	31	MASTER CINE STAND	CL-40MK	55	40" MASTER C-STAND W/ SLIDING LEG & QUICK RELEASE KIT
542MB	31	MASTER CINE STAND (BLACK)	CL-40MKB	55	40" MASTER C-STAND W/ SLIDING LEG & QUICK RELEASE KIT- BLACK

Code	Page	Description	Code	Page	Description
CSS-1215Y	196	CLOTH SPIKE TAPE 15 YARD(L) X 12MM(W) YELLOW	FC40	68	TEE FRAME CORNER FOR 30MM SQUARE TUBE (SET OF 2)
CSS-1215BU	196	CLOTH SPIKE TAPE 15 YARD(L) X 12MM(W) BLUE	FH10	68	FRAME SUPPORTER FOR BUTTERFLY FRAME
CSS-1215GN	196	CLOTH SPIKE TAPE 15 YARD(L) X 12MM(W) GREEN	FH20	68	FRAME SUPPORT WITH TUBE FOR BUTTERFLY FRAME
CSS-1215OG	196	CLOTH SPIKE TAPE 15 YARD(L) X 12MM(W) ORANGE	FH30	68	QUICK RELEASE FRAME SUPPORT FOR BUTTERFLY FRAME
CSS-1215PK	196	CLOTH SPIKE TAPE 15 YARD(L) X 12MM(W) PINK	FH32	68	QUICK RELEASE FRAME SUPPORT DOUBLE EAR FOR 30X30MM TUBE
CS-20M	52	MASTER 20" C STAND W/ SLIDING LEGS	FH35	80	C-BOOM CLAMP FOR 32MM/ 35MM PIPE
CS-20MB	52	MASTER 20" C STAND W/ SLIDING LEGS (BLACK)	FT-3636WB	178	FLOPPY TENT 36 X 36" (4-SIDED)
CS-20MK	53	20" C STAND W/ SLIDING LEG KITS (SILVER)	GTB-001	195	BARRIER TAPE
CS-20MKB	53	20" C STAND W/ SLIDING LEG KITS (BLACK)	GC-2525BK	191	GLOVE STRAP W/ ALLIGATOR CLIP & BLACK LABEL; 25CM(L)2.5CM(W)
CSS-2415BU	196	CLOTH SPIKE TAPE 15 YARD(L)X 24MM(W) BLUE	GC-2525BN	191	GLOVE STRAP W/ ALLIGATOR CLIP & BROWN LABEL; 25CM(L)2.5CM(W)
CSS-2415GN	196	CLOTH SPIKE TAPE 15 YARD(L)X 24MM(W) GREEN	GT-0345-B	192	GAFFERS TAPE HOLDER STRAP
CSS-2415OG	196	CLOTH SPIKE TAPE 15 YARD(L)X 24MM(W) ORANGE	GT-2540BK	192	GAFFER TAPE HOLDER STRAP W/ SPRING HOOK (BLACK LABEL)
CSS-2415PK	196	CLOTH SPIKE TAPE 15 YARD(L)X 24MM(W) PINK	GT-2540BN	192	GAFFER TAPE HOLDER STRAP W/ SPRING HOOK (BROWN LABEL)
CS-24125Y	196	CLOTH SPIKE TAPE 15 YARD(L)X 24MM(W) YELLOW	GT-4810	196	GLOW-IN-DARK GAFFA TAPE
CS-30M	52	MASTER 30" C STAND W/ SLIDING LEGS	GT-515B	195	GAFFER TAPE- BLACK 48MMX15 YARDS
CS-30MB	52	MASTER 30" C STAND W/ SLIDING LEGS (BLACK)	GT-515Y	195	GAFFER TAPE- YELLOW 48MMX15 YARDS
CS-40M	52	MASTER 40" C STAND W/ SLIDING LEGS	GT-515W	195	GAFFER TAPE- WHITE 48MMX15 YARDS
CS-40MB	52	MASTER 40" C STAND W/ SLIDING LEGS (BLACK)	GT-515R	195	GAFFER TAPE- RED 48MMX15 YARDS
CS-40MK	53	40" C STAND W/ SLIDING LEG KITS (SILVER)	GT-515GY	195	GAFFER TAPE- GRAY 48MMX15 YARDS
CS-40MKB	53	40" C STAND W/ SLIDING LEG KITS (BLACK)	GT-515GN	195	GAFFER TAPE- GREEN 48MMX15 YARDS
CST-2418	325	CX2418 WITH CASE TO STAND & TRIPOD ADAPTER	GT-515BU	195	GAFFER TAPE- BLUE 48MMX15 YARDS
CST-3815	325	CX3815 WITH CASE TO STAND & TRIPOD ADAPTER	GT-550G	195	GAFFER TAPE 48MM X 50M PER ROLL / GRAY
CST-5219	325	CX5219 WITH CASE TO STAND & TRIPOD ADAPTER	GT-550GN	195	GAFFER TAPE 48MM X 50M PER ROLL / GREEN
CT-20M	49	MASTER 20" C STAND W/ TURTLE BASE	GT-550W	195	GAFFER TAPE 48MM X 50M PER ROLL / WHITE
CT-20MB	49	MASTER 20" C STAND W/ TURTLE BASE (BLACK)	GR-801	214	INTERCOM SYSTEM, HEADSETS (SINGLE MUFF)
CT-20MK	50	20" C STAND W/ TURTLE BASE KITS (SILVER)	GR-802	214	INTERCOM SYSTEM, HEADSETS (DOUBLE MUFF)
CT-20MKB	50	20" C STAND W/ TURTLE BASE KITS (BLACK)	GR-BP01	214	INTERCOM SYSTEM, BELT PACK
CT-20M-TUBE	88	EXTENSION COLUMN (MAX. 147CM)	GR-PS01	214	INTERCOM SYSTEM, POWER SUPPLY
CT-20MB-TUBE	88	EXTENSION COLUMN (MAX. 147CM) BLACK	GR-PS02	214	POWER SUPPLY FOR 60PCS BELT PACK (UNIVERSAL/110-220V)
CT-30M	49	MASTER 30" C STAND W/ TURTLE BASE	GSS-1516	71	GREEN SCREEN SUIT 150-160 CM (SMALL SIZE)
CT-30MB	49	MASTER 30" C STAND W/ TURTLE BASE -BLACK	GSS-1617	71	GREEN SCREEN SUIT 160-170 CM (MEDIUM SIZE)
CT-30M-TUBE	88	EXTENSION COLUMN (MAX. 227CM)	GSS-1718	71	GREEN SCREEN SUIT 170-180 CM (LARGE SIZE)
CT-30MB-TUBE	88	EXTENSION COLUMN (MAX. 227CM)BLACK	GSS-1819	71	GREEN SCREEN SUIT 180-190 CM (EXTRA LARGE SIZE)
CT-40M	49	MASTER 40" C STAND W/ TURTLE BASE	GT-2550	196	GLOW IN DARK TAPE 25MM(W) X 5M(L)
CT-40MB	49	MASTER 40" C STAND W/ TURTLE BASE (BLACK)	GT-5050	196	GLOW IN DARK TAPE 50MM(W) X 5M(L)
CT-40MK	50	40" C STAND W/ TURTLE BASE KITS (SILVER)	GTM-515B	195	MATT-SURFACE GAFFER TAPE 48MM X 15YARDS / BLACK
CT-40MKB	50	40" C STAND W/ TURTLE BASE KITS (BLACK)	GTM-515W	195	MATT-SURFACE GAFFER TAPE 48MM X 15YARDS / BLACK
CT-40M-TUBE	88	EXTENSION COLUMN (MAX. 302CM)	GTM-550B	195	MATT-SURFACE GAFFER TAPE 48MM X 50M / BLACK
CT-40MB-TUBE	88	EXTENSION COLUMN (MAX. 302CM) -BLACK	GTM-550BU	195	MATT-SURFACE GAFFER TAPE 48MM X 50M / BLUE
CT-BS	51	CENTURY STAND BASE	GTM-550G	195	MATT-SURFACE GAFFER TAPE 48MM X 50M / GRAY
CT-BSB	51	CENTURY STAND BASE(BLACK)	GTM-550CKGN	195	CHROMAKEY GAFFER TAPE 48MM X 50M / GREEN
CT-SBS	51	COMPACT CENTURY STAND BASE	GTM-550LGN	195	MATT-SURFACE GAFFER TAPE 48MM X 50M / LIME GREEN
CT-SBSB	51	COMPACT CENTURY STAND BASE (BLACK)	HB-1.2K-7M	343	1.5MM 7M, WPC-2407LM-W-WPC-2407LF-W (ARRI 575W; 1200W)
CTM-010	192	CINEMATOGRAPHER TAPE MEASURE 10M(33')	HB-1.2K-7M	343	1.5MM 7M, WPC-2407LM-W-WPC-2407LF-W (ARRI 575W; 1200W)
CTM-020	192	CINEMATOGRAPHER TAPE MEASURE 20M(65')	HB-4K-15M	343	2.5MM 15M, WPC-2407LM-O-WPC-2407LF-O (ARRI 2500W; 4000W)
CX1001	323	MEMORY CARD CASE	HB-4K-7M	343	2.5MM 7M, WPC-2407LM-O-WPC-2407LF-O (ARRI 2500W; 4000W)
CX1807	326	CROXS CASE INTERIOR SIZE 18.4X 12.1X 7.8 (CM)	HB-6K-15M	343	3C X 16MM + 3C X 1.5MM 15M, WPC-2806LM-WPC-2806LF (ARRI 6KW)
CX2109	326	WATER-TIGHT BOX, BLACK EXTERIOR SIZE: 240X198X108MM	HB-6K-7M	343	3C X 16MM + 3C X 1.5MM 7M, WPC-2806LM-WPC-2806LF (ARRI 6KW)
CX2109FB	183	HARD CASE W/FRONT BOX BRACKET	HB-12K-15M	343	4C X 16MM + 5C X 1.5MM 15M, WPC-2809LM-WPC-2809LF (ARRI 12KW)
CX2109VL	183	WATER-TIGHT BOX, BLACK EXTERIOR SIZE: 240X198X108MM	HB-12K-7M	343	4C X 16MM + 5C X 1.5MM 7M, WPC-2809LM-WPC-2809LF (ARRI 12KW)
CX2306	326	WATER-TIGHT BOX, BLACK EXTERIOR SIZE: 246X175X77MM	HB-18K-15M	343	4C X 16MM + 5C X 1.5MM 15M, WPC-2809LM-WPC-2809LF (ARRI 18KW)
CX2413	326	CROXS WATER-TIGHT BOX, BLACK EXTERIOR SIZE: 300X250X145MM	HB-18K-7M	343	4C X 16MM + 5C X 1.5MM 7M, WPC-2809LM-WPC-2809LF (ARRI 18KW)
CX2418	323	CROXS CASE INTERIOR SIZE 24.10 X 18.80 X 18.40 CM	KAB-001	201	APPLE BOX - PANCAK 20" X 12" X 1"
CX3009	326	CROXS CASE INTERIOR SIZE 26.8X 15.3X 8 (CM)	KAB-002	201	APPLE BOX - PANCAK 20" X 12" X 2"
CX3009GP2	323	WATER-TIGHT BOX, BLACK	KAB-004	201	APPLE BOX - PANCAK 20" X 12" X 4"
CX3815	326	CROXS CASE INTERIOR SIZE 38X 26.7X 15.7 (CM)	KAB-004-BST	203	KUPO BROWN STAINED APPLE BOX- HALF-20"x12"x4"
CX4026	326	WATER-TIGHT BOX, BLACK EXTERIOR SIZE: 428X283X275MM	KAB-008	201	APPLE BOX - PANCAK 20" X 12" X 8"
CX4316	327	CROXS WATER-TIGHT BOX. BLACK. INTERIOR SIZE: 432X300X160MM	KAB-008-BST	203	KUPO BROWN STAINED APPLE BOX- FULL 20"x12"x8"
CX4818	327	CROXS CASE INTERIOR SIZE 48.5X 35.5X 18.6 (CM)	KAB-010	183	COMPACT CAMERA ASSIST FRONT BOX
CX5219	321	CROXS CASE INTERIOR SIZE 52.1X 29.1X 30.1 (CM)	KAB-013	183	CAMERA ASSISTANT FRONT BOX
CX5219RTG	324	CROXS 5219 READY-TO-GO CASE	KAB-015	201	APPLE BOX SET (FULL, HALF, QUARTER & PANCAKE)
CX5219STG	324	CROXS 5219 STUDIO-TO-GO CASE	KAB-018	255	OCTAGON HI-HAT WOOD BOARD
CX5219GTG	324	CROXS 5219 GEAR-TO-GO CASE	KAB-020	185	CAMERA CRADLE
CX5632	327	CROXS WATER-TIGHT BOX. BLACK. INTERIOR SIZE: 565X438X323MM	KAB-021	203	SEAT CUSHION (20X30CM) FOR PROTECTIVE HARD CASE(EX: CX5219)
CX7326	327	CROXS CASE INTERIOR SIZE 80.2X 52.1X 30.1 (CM)	KAB-023	203	APPLE BOX SEAT CUSHION BLACK- VERTICAL SIZED 20X 30(CM)
CXFM01	322	FIX MOUNT PARTS (SET OF 8)	KAB-025	203	APPLE BOX SEAT CUSHION BLACK- HORIZONTAL SIZED 20X 50(CM)
CXFM02	322	D-RING FIX MOUNT KIT	KAB-048-BST	203	BROWN STAINED APPLE BOX SET HALF AND FULL SIZE
CXFM03	309	L-SHAPED BRACKET	KAB-31K	201	DO-RE-MI 3-IN-ONE NESTING APPLE BOX
CXLC01	322	NSA LOCK	KAB-41K	201	NEST APPLE BOX KIT
CXLG01	322	LID ORGANIZER FOR CX5219	KAB-61K	201	6 IN ONE NESTING APPLE BOX SET
CXPD01	322	PADDED DIVIDER SET FOR CX5219	KAB-81K	204	TOOLING APPLE BOX (FULL) 20"x12"x8"
CXPD02	322	PADDED DIVIDER SET FOR CX7326	KAB-128	203	LOCKABLE SLIDING COVER
CXSG01	322	SILICA GEL	KAB-351	22	MIGHTY RUNWAY STAND BASE PLATFORM
CXST01	14	SHOULDER STRAP FOR CLICK STAND	NEW KAB-854	256	HI-HAT BOX
CZ03	340	16A/3P/230V(SHUKO), SOCKET FEMALE CONNECTOR	KBS-6060	231	BOOM BASE
DF-30K	64	DOT & FINGER KIT W/ CARRYING BAG	KAC-01	188	STANDARD DIRECTOR CHAIR
DF-500	212	DIGI FAN	KC-080R	72	DIA. 75MM CASTER W/BRAKE, W/ROUND ADAPTER (SET OF 3)
NEW DPC-112B	95	DOUBLE PIPE CONNECTOR FOR 1-1/2" SCH. 40 (48.3MM) PIPE	KC-080S	72	DIA. 75MM CASTER W/BRAKE, W/SQUARE ADAPTER (SET OF 3)
NEW DPC-114B	95	DOUBLE PIPE CONNECTOR FOR 1-1/4" SCH. 40 (42.4MM) PIPE	KC-080-C	72	DIA. 75MM CASTER W/BRAKE, M10*1.5, L:15.5MM (SET OF 3)
EZ0810	312	CAMERA USB PORT PROTECTOR	NEW KC-080-C-S	72	DIA. 75MM CASTER W/BRAKE, M10*1.5, L:15.5MM (1 PC)
EZ241-B	197	EZ-TIE CABLE GRIP 20MM X 410MM - BLACK (10PCS PER PACK)	KC-100	72	DIA. 100MM CASTER W/BRAKE, W/M10*17.5MM (L), SET OF 3
EZ241-BLUE	197	EZ-TIE CABLE GRIP 20MM X 410MM - BLUE (10PCS PER PACK)	KC-100L	72	DIA. 100MM CASTER W/BRAKE, W/M10*32MM (L), SET OF 3
EZ241-R	197	EZ-TIE CABLE GRIP 20MM X 410MM - RED (10PCS PER PACK)	NEW KC-100LS	72	DIA. 100MM CASTER W/BRAKE, W/M10*32MM (L), 1 PC
EZ241-W	197	EZ-TIE CABLE GRIP 20MM X 410MM - WHITE (10PCS PER PACK)	KC-100G	72	DIA. 100MM CASTER W/BRAKE, W/30MM SQUARE ADAPTER (SET OF 3)
EZ241-Y	197	EZ-TIE CABLE GRIP 20MM X 410MM - YELLOW (10PCS PER PACK)	KC-100M	72	41 DEGREE CASTER ADAPTER FOR 25MMX25MM STAND LEG W/CASTER (SET OF 3)
EZ2500-B	198	ADHESIVE HOOK & LOOP TAPE 2.5CM(W) X 5.0M(L)	KC-100S	72	DIA. 100MM CASTER W/BRAKE (SET OF 3)
EZ440CH-B	199	EZ TIE CABLE HOLDER, BLACK 38 X 400MM PER UNIT	KC-150	72	DIA. 150MM CASTER W/BRAKE (SET OF 3)
EZ560-B	197	EZ-TIE CABLE GRIP 20MM X 560MM - BLACK (5PCS PER PACK)	KC-160C	72	DIA. 160MM CASTER W/BRAKES (SET OF 3)
EZ560-BL	197	EZ-TIE CABLE GRIP 20MM X 560MM - BLUE (5PCS PER PACK)	KC-215A	72	DIA. 215MM CASTER W/BRAKES (SET OF 3)
EZ560-R	197	EZ-TIE CABLE GRIP 20MM X 560MM - RED (5PCS PER PACK)	KC-215S	72	DIA. 215MM CASTER W/BRAKES & SLEEVE (SET OF 3)
EZ560-W	197	EZ-TIE CABLE GRIP 20MM X 560MM - WHITE (5PCS PER PACK)	KC-254C	72	DIA. 254MM PNEUMATIC WHEEL W/ DIA. 26.8MM STUD L:55MM (SET OF 3)
EZ560-Y	197	EZ-TIE CABLE GRIP 20MM X 560MM - YELLOW (5PCS PER PACK)	KC-254CS	72	DIA. 254MM PNEUMATIC WHEEL W/ DIA. 26.8MM STUD L:55MM (1 PC)
FC15A	68	CORNER FOR BUTTERFLY FRAME	KC-C01BK	192	KUPO LOGO CAP-BLACK
FC15B	68	CORNER WITH NUT FOR BUTTERFLY FRAME	KC-C01BL	192	KUPO LOGO CAP-BLUE
FC30	68	3-WAY FRAME CORNER FOR 30MM SQUARE TUBE (SET OF 4)	KC-C01GY	192	KUPO LOGO CAP-GRAY



Code	Page	Description
KC-C01PK	192	KUPO LOGO CAP-PINK
KCAP-01	192	KUPO CAP - GRIP
KCAP-02	192	KUPO CAP - LIGHTING
KCD-120Z	193	BREWSTER COMPRESSED GAS AIR DUSTER
KCB-3024	187	CLAPPERBOARD 30X24CM
KCB-1514	187	CLAPPERBOARD 15X14CM
KCG-330	200	3C CABLE GUARD
KCG-445	200	4C CABLE GUARD
KCG-535	200	5C CABLE GUARD
KCP-0201	278	MINI COUPLER 20
KCP-0201B	278	MINI COUPLER 20 (BLACK)
KCP-0202	278	MINI EYERIG COUPLER 20
KCP-0202B	278	MINI EYERIG COUPLER 20 (BLACK)
KCP-0203	278	MINI EYERIG COUPLER 25
KCP-0203B	278	MINI EYERIG COUPLER 25(BLACK)
KCP-0301	278	MINI COUPLER 30
KCP-0301B	278	MINI COUPLER 30(BLACK)
KCP-0302	278	MINI SWIVELCOUPLER 30
KCP-0302B	278	MINI SWIVEL COUPLER 30(BLACK)
KCP-0303	278	MINI EYERIG COUPLER 30
KCP-0303B	278	MINI EYERIG COUPLER 30(BLACK)
KCP-0351	279	MINI COUPLER 35
KCP-0351B	279	MINI COUPLER 35 (BLACK)
KCP-0352	279	MINI SWIVELCOUPLER 35
KCP-0352B	279	MINI SWIVEL COUPLER 25(BLACK)
KCP-0353	279	MINI EYERING COUPLER 35
KCP-0353B	279	MINI EYERING COUPLER 35(BLACK)
KCP-0401	279	MINI HALF COUPLER 40 FOR TUBE 35-40MM
KCP-0401B	279	MINI HALF COUPLER 40 FOR TUBE 35-40MM(BLACK)
KCP-0401BB	279	COUPLER WITH BABY PIN FOR TUBE 35-40MM
KCP-0402	279	MINI SWIVEL COUPLER 40 FOR TUBE 35-40MM
KCP-0402B	279	MINI SWIVEL COUPLER 40 FOR TUBE 35-40MM
KCP-0403	279	MINI EYERING COUPLER 40
KCP-0403B	279	MINI EYERING COUPLER 40 (BLACK)
KCP-100B	284	T.V. CLAMP - BLACK
KCP-101	143	MAX ARM
KCP-101CB	144	MAX ARM WITH CAMERA BRACKET
KCP-101K	144	MAX ARM KIT INCLUDED KCP-710, CAMERA BRACKET & BACKLITE BASE
KCP-101QW	144	WHEEL HANDLE MAX ARM WITH QUICK RELEASE CAMERA BRACKET
KCP-101W	143	MAX ARM WITH WHEEL HANDLE
KCP-102R	149	VERSION ARM
KCP-103	149	MINI VERSION ARM
KCP-104	149	CAMERA MOUNTABLE UNIVERSAL SMARTPHONE HOLDER
KCP-110	147	10" ROCK'S ARM
KCP-111	147	11" ROCK'S ARM
KCP-114	96	4" C-TYPE CLAMP W/ BABY STUD
KCP-116	96	10" C-TYPE W/ BABY STUD
KCP-117	96	4" C-TYPE CLAMP WITH TREE BRANCH
KCP-129	96	DETACHABLE HEAVY DUTY C-CLAMP W/ 5/8"(28MM) JUNIOR RECEIVER
KCP-141	96	C CLAMP W/ 1-1/4" PIPE HOLDER
KCP-144	290	TELESCOPIC OPERATING POLE (1.3M-4M)
KCP-150	284	SWIVELING PIPE C CLAMP W/UNIVERSAL HEAD
KCP-151	284	RATCHETING JAW C CLAMP WITH M12 BOLT & NUT
KCP-170	146	HYBRID HEAD
KCP-172	146	MINI ARTICULATED ARM-SINGLE SEC
KCP-173	146	MINI ARTICULATED ARM-DOUBLE SEC
KCP-190	225	1.9" GAG GRIP HEAD FOR 5/8" (16MM) TUBE
KCP-192	225	U-GRIP HEAD(1.9")
KCP-193	225	U-GRIP HEAD W/SINGLE KNOB (1.9" GRIP HEAD)
KCP-194	225	5/8" LOCKABLE SWIVEL ROD CLAMP
KCP-195	93	5/8"(16MM) ROD CLAMP W/ 5/8"(16MM) BABY STUD
KCP-196	225	MULTI 5/8" RECEIVER CONNECTOR
KCP-198	225	DUAL MULTIO 5/8" RECEIVER SWIVEL CONNECTOR
KCP-200	56	2 1/2" GRIP HEAD W/ BIG HANDLE - SILVER
KCP-200B	56	2 1/2" GRIP HEAD W/ BIG HANDLE - BLACK
KCP-206	290	TELESCOPIC OPERATING POLE (1.9-6.4M)
KCP-215	60	GRIP ARM SUPPORT
KCP-216	60	BOOM ARM SUPPORT
KCP-210	58	GRIP HEAD W/ FIXED BABY PIN
KCP-220	59	20" EXTENSION GRIP ARM W/ BIG HANDLE - SILVER
KCP-220B	59	20" EXTENSION GRIP ARM W/ BIG HANDLE - BLACK
KCP-221	59	20" HEX GRIP ARAM SILVER
KCP-221B	59	20" HEX GRIP ARAM BLACK
KCP-225B	57	2-1/2" GRIP HEAD FOR 25MM TUBE
KCP-230	58	GRIPHEAD W/SWIVEL PIN
KCP-235	80	PIVOTING LIGHT STAND BOOM CLAMP FOR TUBE 20/25/30/35MM
KCP-240	59	40" EXTENSION GRIP ARM W/ BIG HANDLE - SILVER
KCP-240B	59	40" EXTENSION GRIP ARM W/ BIG HANDLE - BLACK
KCP-241	59	40" GRIP ARM WITH HEX BABY PIN
KCP-241B	59	40" GRIP ARM WITH HEX BABY PIN - BLACK
KCP-246	60	SUPER GRIP ARM
KCP-252	166	TUBE MOUNTING COUPLER DIA. 25MM W/1/4" & 3/8" & COLD SHOE
KCP-253	166	Tube Mounting Coupler Dia. 25-30mm
KCP-253AR	165	UNIVERSAL GIMBAL ADAPTER WITH ARRI ROSSETTE (M6)
KCP-253BH	166	TUBE MOUNTING COUPLER W/ BALL HEAD FOR TUBE DIA.25 & 30MM
KCP-253SP	166	TUBE MOUNTING COUPLER DIA.25-30MM W/ SPINDLE FOR READY RIG
KCP-260B	58	GRIP HEAD W/ HEX STUD - BLACK
KCP-265	58	GRIP HEAD W/ HALF COUPLER
KCP-270B	103	SUPER CLAMP GRIPHEAD
KCP-280B	57	DOUBLE GAG GRIP HEAD-BLACK
KCP-290B	57	GAG GRIP HEAD-BLACK
KCP-300	145	ARTICULATED ARM
KCP-310	125	EZ GRIP FINGER
KCP-320	125	EZ GRIP TWINS
KCP-322	307	TELESCOPIC TABLETOP LIGHT STAND

Code	Page	Description
KS-328	133	BABY RECEIVER W/ OFFSET HOLDER FOR SPORT-BRELLA ULTRA
KCP-330	307	TINY CLAMP
KCP-335	307	MIGHTY CLAMP
KCP-340	100	BABY PLATE W/ EZ GRIP FINGER
KCP-343	145	FLEX ARM KIT FOR DOTS & FINGER
KCP-344	145	FLEX ARM
KCP-345	145	FRENCH FLAG ARM
KCP-346	145	40 CM X 25 CM FRENCH FLAG
KCP-347	307	WOOD C47 SPRING-TYPE CLOTHSPINS (50 PCS PER BAG)
KCP-348	306	MULTICLIP
KCP-350B	306	MINI ALLI CLAMP BLACK
KCP-350	306	MINI ALLI CLAMP SILVER
KCP-352B	306	SMALL SPRING CLAMP-BLACK
KCP-354-BK	307	STEEL SPRING A CLAMP 4" BLACK (SET FOR 2)
KCP-356-BK	307	STEEL SPRING A CLAMP 6" BLACK (SET FOR 2)
KCP-359-BK	307	STEEL SPRING A CLAMP 9" BLACK (SET FOR 2)
KCP-360B	306	ALLI CLAMP BLACK
KCP-360	306	ALLI CLAMP SILVER
KCP-384	140	LED TUBE LIGHT CLAMP (38-42MM) -SINGLE
KCP-386	140	LED TUBE LIGHT CLAMP (38-42MM)-DUAL
KCP-387	140	UNIVERSAL SINGLE LED TUBE HOLDER WITH MAGNET
KCP-388	140	UNIVERSAL SINGLE LED TUBE HOLDER DETACHABLE BABY PIN
KCP-390	306	OFF CAMRA FLASH SPRING CLAMP
KCP-401	141	RUBBERIZED KINO FLO LAMP CLIP FOR T12 (SET FOR 24 PCS)
KCP-402	141	TWIST-LOCK MOUNTING PLATE FOR DUAL FLUORESCENT T12 LAMP
KCP-404	141	TWIST-LOCK MOUNTING PLATE FOR FOUR FLUORESCENT T12 LAMP
KCP-409	125	SUPER GRIP FINGER WITH 10" (25.4MM) STEEL AUGER SPIKE
KCP-410	123	SUPER GRIP FINGER
KCP-411	130	OFF-SET FEMALE MOUNTING PLATE ADAPTER - 5/8"
KCP-412	123	SUPER GRIP DOUBLE BABY RECEIVER
KCP-413	141	KINO FLUORESCENT LAMP HOLDER
KCP-414	123	SUPER GRIP FINGER W/ 1/4"-20 MALE THREAD & ROUND PLATE
KCP-415	142	OFF-SET MOUNTING PLATE W/ BABY RECEIVER (16 MM)
KCP-416	142	TWIST LOCK REAR MOUNTING PLATE FOR KINO FLO DOUBLE
KCP-417	142	SWIVEL MOUNTING PLATE W/ 3/8" PIN (10MM)
KCP-418	142	TWIST LOCK REAR MOUNTING PLATE FOR KINO 4 BANK
KCP-419	124	SUPER GRIP FINGER W/ BASE
KCP-423	142	MOUNTING PLATE W/ SUPER KNUCKLE BABY RECEIVER (16MM)
KCP-433	223	SUPER RISER
KCP-438	124	HEAVY-DUTY 3/8"-16 MALE THREAD TO TVMP SWIVEL ADAPTER
KCP-440	82	4.5" CENTER GRIP HEAD WITH JUNIOR STUD
KCP-450	66	4 1/2" GRIP HEAD W/ 1 1/8" SPIGOT AND SOCKET
KCP-500	98	LARGE GAFFER GRIP
KCP-550	98	ADJUSTABLE GAFFER GRIP
KCP-600	91	4" SUPER VISER
KCP-601	91	9" SUPER VISER
KCP-601-L	91	18" SUPER VISER CLAMP
KCP-602	92	SUPERB VISER CLAMP CENTER JAW
KCP-604	92	SUPER VISER CLAMP END JAW 4"
KCP-605	97	6" CHAIN CLAMP
KCP-606	97	10" CHAIN CLAMP
KCP-607	92	SUPER VISER CLAMP END JAW 9"
KCP-608	92	SUPER VISER CENTER JAW W/ INDEXED BABY PIN CLAMP 3.5" (9CM)
KCP-610	305	FOAMCORE FORK
KCP-611	305	FOAMCORE CLAMP
KCP-612	81	SINGLE PIPE BOOM RIG FOR PIPE 1-1/2" SCH. 40(48.3MM)- SILVER
NEW KCP-612DB	81	DOUBLE PIPE BOOM RIG FOR PIPE 1-1/2" SCH. 40 (48.3MM)- BLACK
NEW KCP-613	82	SINGLE PIPE BOOM RIG FOR PIPE 1-1/4" SCH. 40 (42.4MM)- SILVER
NEW KCP-613DB	82	DOUBLE PIPE BOOM RIG FOR PIPE 1-1/4" SCH. 40 (42.4MM)- BLACK
KCP-614	305	ADJUSTABLE POLY HOLDER
KCP-616	305	DUCK BULL CLAMP
KCP-619	304	FOAMCORE HOLDER STAND WITH WHEELS
KCP-620P	304	PETITE CLAMP FOR 16MM (5/8") TUBE
KCP-621B	77	ALUMINUM BABY BOOM ASSEMBLY
NEW KCP-626B	75	ULTRA BOOM
KCP-628B	76	STEEL HEAVY DUTY BABY BOOM
KCP-629B	77	ALUMINUM BABY HANDHELD BOOM STICK
KCP-630	79	JUNIOR DROP DOWN
KCP-631	79	BABY DROP DOWN PIN
KCP-632	79	COUPLER JUNIOR DROP DOWN
NEW KCP-633	81	1-1/2 SCH.40 PIPE BOOM RIG UNIVERSAL HEAD
KCP-636B	74	BIG BOOM
KCP-640M	78	BABY BOOM - STEEL
KCP-641B	78	PHOTO BABY BOOM - ALUMINUM
KCP-645	80	PIVOTING BOOM ARM CLAMP
KCP-646	80	HEAVY DUTY TILT HEADW/ CRANK HANDLE
KCP-648	78	JUNIOR BOOM ARM
KCP-649	250	CAMERA MOUNTING PLATE WITH 1-1/8" (28MM) JUNIOR PIN
KCP-651	251	2" COUPLER W/ CAMERA MOUNTING PLATE
KCP-651AB	251	2" COUPLER W/ CAMERA MOUNTING ADJUSTABLE PLATE, BLACK
KCP-652	251	2" COUPLER W/ 14CM LONG 2" PIPE
KCP-653	251	3 AXES CAMERA MOUNTING PLATE KIT
KCP-654	250	2" COUPLER W/ A SWIVEL CAMERA MOUNTING PLATE
NEW KCP-657	250	DUAL 2" COUPLER W/ A SWIVEL CAMERA MOUNTING PLATE
KCP-656	222	2" COUPLER W/ HEAVY DUTY BALL HEAD
KCP-660B	93	MINI VISER CLAMP 2" W/ 1/4"- 20 & 3/8"-16 FEMALE THREADED
KCP-662B	93	MINI VISER CLAMP W/ BABY STUD
KCP-664B	161	MINI SUPER VISER CLAMP W BALL HEAD
KCP-667B	93	MINI SUPERB VISER CLAMP WITH 5/8"-27 MALE THREAD
KCP-680B	66	GRIP HELPER-JUNIOR BLACK
KCP-690	62	EXTENSION EAR (SET FOR 3)
KCP-700	102	CONVI. CLAMP-SILVER
KCP-700B	102	CONVI. CLAMP-BLACK
KCP-700-FBP	184	FRONT BOX MOUNTING PLATE FOR CONVI CLAMP
KCP-700-LDS	110	L-SHAPE TINY CLAMP FOR LD CURV 500 SLAT

Code	Page	Description
KCP-700-PRM	110	PSU RAIL MOUNT ADAPTER FOR CONVI CLAMP
KCP-701	105	CONVI. CLAMP WITH TEETH-SILVER
KCP-702	282	STAGE CLAMP W/13MM HOLE
KCP-703	282	STAGE CLAMP W/16MM STUD
KCP-704	282	STAGE CLAMP W/28MM STUD
KCP-705	282	STAGE CLAMP W/28MM SOCKET WITH LINCIN PIN
KCP-710B	102	SUPER CLAMP WITH ADJUSTABLE HANDLE - BLACK
KCP-710B-26	103	CONVI CLAMP-BLACK W/ KCP-75DL SADDLE KCP-710B W/ KS-026 STUD
KCP-710	102	SUPER CLAMP WITH ADJUSTABLE HANDLE - SILVER
KCP-712	94	WALL SPREADER SET FOR PIPE 1-1/2" SCH. 40
KCP-712DB	95	DOUBLE WALL SPREADER SET FOR PIPE 1-1/2" SH.40(48.3MM) BLACK
KCP-712TSA	94	TELESCOPIC ADAPTOR FOR PIPE 1-1/2" SCH. 40 (O.D.48.3MM)
KCP-712TSK	94	TELESCOPIC WALL SPREADER KIT FOR PIPE 1-1/2" SCH.40 (O.D.48.3MM)
KCP-714	94	WALL SPREADER SET FOR PIPE 1-1/4" SCH. 40 (O.D.42.4MM)
KCP-714DB	95	DOUBLE WALL SPREADER SET FOR PIPE 1-1/4" SH.40(42.4MM) BLACK
KCP-714TSA	94	TELESCOPIC ADAPTOR FOR PIPE 1-1/4"SCH. 40 (O.D.42.4MM)
KCP-714TSK	94	TELESCOPIC WALL SPREADER KIT FOR PIPE 1-1/4" SCHEDULE
KCP-715	105	TOOTHY CONVI. CLAMP W/ HALF COUPLER
KCP-720B	103	DOUBLE SUPERB CLAMP - BLACK
KCP-720	103	DOUBLE SUPERB CLAMP - SILVER
KCP-724	95	WALL SPREADER
KCP-730AR	165	PAN BAR CLAMP TO ARRI ROSSETTE (M6)
KCP-730B	164	SUPER CLAMP
KCP-732B	164	SUPER CLAW CLAMP W/ DETACHABLE ANTI-SPIN BABY PIN
KCP-734B	161	SUPER CLAW BALL HEAD
KCP-735	104	BINOCULAR CLAMP
KCP-736B	104	SUPER CONVI CLAMP WITH SECURITY KNOB
KCP-738	105	SUPER CONVI CLAMP WITH ARRI PSU RAIL MOUNT
KCP-739	105	SUPER CONVI CLAMP W/ V-LOCK BASE
KCP-740	105	SUPER CONVI CLAMP WITH FRONT BOX MOUNTING PLATE
KCP-741	104	CONVI CLAMP W/ BLAST MOUNT HOOK FOR NANLITE FORZA
KCP-75DL	102	SUPER CONVI CLAMP SADDLE
KCP-801	281	250MM ARM COUPLER
KCP-801B	281	250MM ARM COUPLER(BLACK)
KCP-801-DP	281	PIPE-TO-PIPE COUPLER 250MM
KCP-801-DB	281	PIPE-TO-PIPE COUPLER 250MM(BLACK)
KCP-801-DBT	178	PIPE-TO-PIPE COUPLER, BLACK PARALLEL W/ T-KNOB (SET OF 2)
KCP-801-XP	281	PIPE-TO-PIPE COUPLER, CROSS, 250MM
KCP-801-XB	281	PIPE-TO-PIPE COUPLER, CROSS, 250MM(BLK)
KCP-802	281	500MM ARM COUPLER
KCP-802B	281	500MM ARM COUPLER(BLACK)
KCP-802-DB	281	PIPE-TO-PIPE COUPLER, PARALLEL, 500MM (BLK)
KCP-802-DP	281	PIPE-TO-PIPE COUPLER PARALLEL, 500MM(CTRS TO CTRS)
KCP-802-XB	281	PIPE-TO-PIPE COUPLER, CROSS, 500MM (BLK)
KCP-802-XP	281	PIPE-TO-PIPE COUPLER,CROSS, 500MM
KCP-803	281	ARM COUPLER 750MM
KCP-803B	281	ARM COUPLER 750MM BLACK
KCP-804	281	ARM COUPLER 100CM
KCP-804B	281	ARM COUPLER 100CM BLACK
KCP-804-DB	281	PIPE-TO-PIPE COUPLER, PARALLEL, 1000MM-BLK
KCP-804-DP	281	PIPE-TO-PIPE COUPLER PARALLEL, 1000MM (CTRS TO CTRS)
KCP-804HB	281	HEAVY DUTY ARM COUPLER, 1000MM
KCP-804-XB	281	PIPE-TO-PIPE COUPLER, CROSS, 1000MM-BLK
KCP-804-XP	281	PIPE-TO-PIPE COUPLER, CROSS, 1000MM
KCP-804SA	280	SUPPORT ARM COUPLER
KCP-806	311	SIDE ARM FOR TUBE SIZE 1.25-1.5" W/ BABY PIN & RECEIVER
KCP-808	84	BABY SIDE ARM
KCP-809	84	JUNIOR SIDE ARM
KCP-810	277	ARCH COUPLER
KCP-810B	277	ARCH COUPLER - BLACK
KCP-811	168	MINI COUPLER
KCP-811B	168	MINI COUPLER -BLACK
KCP-811BH	168	MINI HALF COUPLER W/BALL HEAD
KCP-812	168	MINI COUPLER W/ EYE RING
KCP-812B	168	MINI COUPLER W/ EYE RING -BLACK
KCP-813	277	ARCH COUPLER W/ EYE RING
KCP-813B	277	ARCH COUPLER W/ EYE RING - BLACK
KCP-814	277	ARCH COUPLER W/28MM SPIGOT
KCP-815	168	MINI SWIVEL COUPLER
KCP-815B	168	MINI SWIVEL COUPLER -BLACK
KCP-816	277	ARCH COUPLER W/16MM SPIGOT
KCP-817	83	QUICK ACTION PIPE CLAMP
KCP-818	83	ADJUSTABLE BABY SIDE CLAMP
KCP-819	83	ADJUSTABLE JUNIOR SIDE ARM
KCP-820	271	SLIM TYPE SWIVEL COUPLER
KCP-820B	271	SLIM TYPE SWIVEL COUPLER - BLACK
KCP-823	270	SLIM HALF COUPLER W/M12 RING
KCP-823B	270	SLIM HALF COUPLER W/M12 RING (BLACK)
KCP-824	270	SLIM HALF COUPLER WITH 28MM SPIGOT
KCP-825	273	SLIM HANDCUFF COUPLER WITH M12 RING
KCP-825B	273	SLIM HANDCUFF COUPLER WITH M12 RING(BLACK)
KCP-826	270	SLIM COUPLER WITH 16MM STUD
KCP-827	273	SLIM HANDCUFF COUPLER WITH M12 RING
KCP-828	272	SLIM HANDCUFF CLAMP
KCP-828B	272	SLIM HANDCUFF CLAMP - BLACK
KCP-828-T	272	SLIM HANDCUFF CLAMP WITH T HANDLE
KCP-828B-T	272	SLIM HANDCUFF CLAMP - BLACK
KCP-829	273	SLIM HANDCUFF COUPLER WITH 16MM STUD
KCP-830	270	1/2 HALF TYPE COUPLER
KCP-830CB	235	COUPLER W/ 3/8"-16 THREAD FEMALE
KCP-830CP	235	COUPLER FOR CHEESE PLATE
KCP-830B	270	SLIM TYPE HALF COUPLER, BLACK
KCP-830ST	271	SLIM HALF COUPLER WITH STAINLESS STEEL PARTS
KCP-830PRM	131	2" HALF COUPLER FOR SKYPANEL PSU MOUNTING
KCP-830RB	236	SLIM TYPE HALF COUPLER WITH RUBBER BUMPER - BLACK

Code	Page	Description
KCP-831	270	HALF COUPLER W/M10 BOLT
KCP-831B	270	HALF COUPLER W/M10 BOLT BLACK
KCP-831B-RS	224	RUBBER STOPPER COUPLER
KCP-831ST	271	HALF COUPLER WITH STAINLESS STEEL PARTS
KCP-831TBN	224	2" COUPLER W/ TRUCK BED RAIL NUT FOR TOYOTA TUNDRA
KCP-831THA	228	2" COUPLER W/ LOCATED PIN FOR TRAILER HITCH ADAPTER
KCP-831THA-T	228	2" COUPLER FOR TRAILER HITCH ADAPTER T-HANDLE
KCP-831-T	270	HALF COUPLER WITH T HANDLE
KCP-831B-T	270	HALF COUPLER WITH T HANDLE - BLACK
KCP-832	271	SWIVEL COUPLER
KCP-832B	271	SWIVEL COUPLER(BLACK)
KCP-832-L	271	SWIVEL COUPLER WITH T HANDLE
KCP-832B-L	271	SWIVEL COUPLER WITH T HANDLE (BLACK)
KCP-832ST	272	SWIVEL COUPLER, STAINLESS STEEL PARTS
KCP-833	270	HALF COUPLER W/EYE RING
KCP-833B	270	HALF COUPLER W/EYE RING(BLACK)
KCW-04	76	COUNTER BALANCE WEIGHT 4KG(8.8 LB)
KD-300	319	PROJECTOR MOUNT
KD-301	319	PROJECTOR MOUNT(LARGE BALL JOINT)
KD-300-J	319	PROJECTOR MOUNT WITH 17MM SPIGOT
KD-310P	319	SCREEN HOLDER - SILVER (SET OF 2)
KD-500W	302	WOOD SLAT PANEL
KD-710P-C	111	PANEL HOLDER-SILVER -ACCEPTS MATERIAL UP TO 1CM(T)
KD-712P	111	PANEL HOLDER-SILVER -ACCEPTS MATERIAL UP TO 1.2CM(T)
KD-742P	111	BOOK SHELF
KD-743P	111	CATALOGUE SHELF
KD-730B	104	SUPERB CLAMP DOUBLE SOCKET-BLACK
KD-730P	104	SUPERB CLAMP DOUBLE SOCKET-SILVER
KD-731B	104	DOUBLE SOCKET W/ SAFETY SPRING PIN-BLACK
KD-735P	109	MINI FLEX ARM WITH CLIP
KD-740P	111	*DISPLAY SHELF 38.1CM SQUARE ALUMINUM PLATE
KD-743P	112	CATAGLOUE SHELF 25cmW X 8.6cmD X 25cmH
KD-760SP	111	BANNER ROD 61CM W/STUD
KD-772P	302	BOX SHELVE - SILVER
KD-790B	111	L BRACKET SHELF HOLDER (SET OF TWO) - BLACK
KD-790P	111	L BRACKET SHELF HOLDER (SET OF TWO) - SILVER
KD-795B	111	COMPACT U HOOKS - BLACK (SET OF TWO)
KD-795P	111	COMPACT U HOOKS - SILVER (SET OF TWO)
KD-812P	107	SINGLE STEEL U HOOK
KD-815P	107	VASE HOLDER
KD-816P	109	SQUARE CLIP- SILVER
KD-816B	109	SQUARE CLIP-BLACK
KD-840LB	209	PANEL WITH HOLE - BLACK (LENGTH: 1080MM)
KD-840MB	209	PANEL WITH HOLE - BLACK (LENGTH: 825MM)
KD-840SB	209	PANEL WITH HOLE - BLACK (LENGTH: 440MM)
KD-841LB	209	PANEL - BLACK (LENGTH: 1080MM)
KD-841MB	209	PANEL - BLACK (LENGTH: 825MM)
KD-841SB	209	PANEL - BLACK (LENGTH: 440MM)
KD-842LB	209	EXTENSION PANEL - BLACK (LENGTH: 1080MM)
KD-842MB	209	EXTENSION PANEL WITH HOLE - BLACK (LENGTH: 825MM)
KD-842SB	209	EXTENSION PANEL WITH HOLE - BLACK (LENGTH: 440MM)
KD-843LB	209	EXTENSION PANEL - BLACK (LENGTH: 1080MM)
KD-843MB	209	EXTENSION PANEL - BLACK (LENGTH: 825MM)
KD-843SB	209	EXTENSION PANEL - BLACK (LENGTH: 440MM)
KD-910P	303	PANEL HOLDER FOR KUPOLE JOINT
KD-935P	298	BICYCLE FIXTURE INCLUDES ONE KD-900P
KD-943P	303	CATALOGUE SHELF
KD-990P	302	L BRACKET SHELF HOLDER
KD-A001	298	STEEL HOOK FOR TUBE DIA.40MM
KD-A002	298	STEEL HOOK FOR TUBE DIA.45MM
KD-A003	298	STEEL FACEOUT FOR TUBE DIA.40MM
KD-A004	298	STEEL FACEOUT FOR TUBE DIA.45MM
KD-A005	298	GUITAR HANGER FOR TUBE DIA. 40MM
KD-A006	298	GUITAR HANGER FOR TUBE DIA. 45MM
KD-B126P	297	KUPOLE BASE
KD-B001	297	BUBBLE LEVEL CLAMP TUBE FROM 40MM TO 50MM
KD-B002	297	BUBBLE LEVEL CLAMP TUBE FROM 25MM TO 35MM
KD-B003	297	BUBBLE SPIRIT LEVEL W/ A RUBBER SEGREGATED LATCH
KD-C01B	209	CURVED CLAMP FOR SUPER JOINT - BLACK
KD-C01P	209	CURVED CLAMP FOR SUPER JOINT - SILVER
KD-C02B	209	2 WAYS JOINT FOR SUPER JOINT - BLACK
KD-C02P	209	2 WAYS JOINT FOR SUPER JOINT - SILVER
KD-C03B	209	JOINT WITH SCREW FOR SUPER JOINT - BLACK
KD-C03P	209	JOINT WITH SCREW FOR SUPER JOINT - SILVER
KD-C04B	209	BASIC JOINT FOR SUPER JOINT - BLACK
KD-C04P	209	BASIC JOINT FOR SUPER JOINT - SILVER
KFL-T6	215	6" FIBERGLASS LADDER DOUBLE SIDED
KFL-T8	215	8" FIBERGLASS LADDER DOUBLE SIDED
KFL-T10	215	10" FIBERGLASS LADDER DOUBLE SIDED
KFL-T12	215	12" FIBERGLASS LADDER DOUBLE SIDED
KFL-D20	215	20' FIBERGLASS EXTENSION LADDER
KGC-012R	210	C-STAND GRIP CART FOR 12 SETS
KGC-020	210	SENIOR C-STAND GRIP CART
KGC-030	210	COMBO STAND GRIP CART
KGC-BFSK01	210	STEEL WIRE MESH BASKET FOR C-STAND GRIP CART
KH-06	67	6' X 6' BUTTERFLY FRAME
KH-06-SK	70	6' X 6' BUTTERFLY TEXTILE ARTIFICIAL SILK W/ BAG
KH-06-WT	70	WIND NET WITH NYLON EDGE & CORDS.6'(180CM)x6'(180CM)
KH-08	67	8' X 8' BUTTERFLY FRAME
KH-08-SK	70	8'x8' BUTTERFLY TEXTILE ARTIFICIAL SILK W/ BAG
KH-08-WT	70	WIND NET W/ NYLON EDGE & CORDS: 8'(240CM)x8'(240CM)
KH-12	67	12' X 12' BUTTERFLY FRAME
KH-12-SK	70	12x12" BUTTERFLY TEXTILE ARTIFICIAL SILK W/ BAG
KH-12-WT	70	WIND NET W/ NYLON EDGE & CORDS:12'(360CM)x12'(360CM)
KH-20	68	20' X 20' BUTTERFLY FRAME

Code	Page	Description
KH-20-SK	70	12"x12" BUTTERFLY TEXTILE ARTIFICIAL SILK W/ BAG
KH-20-WT	70	WIND NET WITH NYLON EDGE & CORDS; 20'(600CM)X20'(600CM)
KH-C1824	64	WOOD CUCULORIS (COOKIE) BREAKUP-18"X24"
KH-C2436	64	WOOD CUCULORIS (COOKIE) BREAKUP-24"X36"
KH-B1824	64	WOOD CUCULORIS (COOKIE) BLINDS- 18"X24"
KH-B2436	64	WOOD CUCULORIS (COOKIE) BLINDS-24"X36"
KHM-112	235	HOOD MOUNT PLATE BRACKET SET FOR 1-1/2" SCHEDULE 40(48.3MM) PIPE
KHM-114	235	HOOD MOUNT PLATE BRACKET SET FOR 1-1/4" SCHEDULE 40(42.4MM) PIPE
NEW KH-55L	191	KU HAND SYNTHETIC LEATHER - LARGE SIZE
NEW KH-55M	191	KU HAND SYNTHETIC LEATHER - MEDIUM SIZE
NEW KH-55XL	191	KU HAND SYNTHETIC LEATHER - EXTRA LARGE SIZE
NEW KH-55XXL	191	KU HAND SYNTHETIC LEATHER - DOUBLE XL SIZE
KH-55LB	191	KU HAND GOAT LEATHER- LARGE SIZE
KH-55MB	191	KU HAND GOAT LEATHER- MEDIUM SIZE
KH-55XLB	191	KU HAND GOAT LEATHER- EXTRA LARGE SIZE
KH-55XLB	191	KU HAND GOAT LEATHER- DOUBLE XL SIZE
KHTN013	339	16A/3P/229V(CEE FORM), CABLE MALE CONNECTOR (B&B)
KHTN013-4	339	16A/3P CEE CONNECTOR
KHTN013-BK	339	16A/3P CEE CONNECTOR ALL BLACK, LINE MALE
KHTN014	339	16A 4PIN CONNECTOR LINE MALE
KHTN023	339	32A/3P/230V(CEE FORM), CABLE MALE CONNECTOR
KHTN024	339	32A 4PIN CABLE MALE
KHTN025	339	32A 5PIN CONNECTOR LINE MALE
KHTN213	339	16A/3P/230V(CEE FORM), CABLE FEMALE CONNECTOR (B&B)
KHTN213-4	339	16A/3P CEE CONNECTOR
KHTN213-BK	339	16A/3P CEE CONNECTOR ALL BLACK, LINE FEMALE
KHTN214	339	16A 4PIN CONNECTOR LINE FEMALE
KHTN223	339	32A/3P/230V(CEE FORM), CABLE FEMALE CONNECTOR
KHTN224	339	32A 4PIN CABLE FEMALE
KHTN225	339	32A 5PIN CONNECTOR LINE FEMALE
KHTN413	340	16A/3P/230V(CEE FORM), PANEL FEMALE SOCKET (B&B)
KHTN414	340	16A/4P CEE CONNECTOR PANEL FEMALE, 380V/RED
KHTN415	340	16A 5PIN CONNECTOR
KHTN423	340	32A 3PIN FEMALE SOCKET CEE
KHTN424	340	32A 4PIN PANEL FEMALE
KHTN425	340	32A 5PIN PANEL FEMALE
KHTN613	340	16A/3P CEE CONNECTOR SOCKET MALE
KHTN623	340	32A/3P CEE CONNECTOR PANEL MALE, 230V/BLUE
KHTN624	340	32A 4PIN PANEL MALE
KHTN625	340	32A 5PIN PANEL MALE
KHTN725	339	32A 5PIN CONNECTOR
KHS-C112	69	FRAME CONNECTOR 1-1/2" SCHEDULE 40 (48.3MM)
KHS-C114	62	FRAME CONNECTOR 1-1/4" SCHEDULE 40 (42.4MM)
KHS-E112	89	FRAME EAR FOR PIPE 1-1/2" SCHEDULE 40 (48.3MM)
KHS-L112	69	FRAME CORNER FOR PIPE 1-1/2" SCHEDULE 40 (48.3MM)
KHS-112	69	ROUND PIPE BUTTERFLY FRAME FOR PIPE 1-1/2" SCH. 40 (48.3MM) KIT
KL-15FPCB	333	K-LOK 150AMP FEMALE PROTECTIVE CAP - BLUE
KL-15FPCBK	333	K-LOK 150AMP FEMALE PROTECTIVE CAP - BLACK
KL-15FPCBN	333	K-LOK 150AMP FEMALE PROTECTIVE CAP - BROWN
KL-15FPCG	333	K-LOK 150AMP FEMALE PROTECTIVE CAP - GREEN
KL-15FPCGY	333	K-LOK 150AMP FEMALE PROTECTIVE CAP - GREY
KL-15FPCR	333	K-LOK 150AMP FEMALE PROTECTIVE CAP - RED
KL-15FPCW	333	K-LOK 150AMP FEMALE PROTECTIVE CAP - WHITE
KL-15FPCC	333	K-LOK 150AMP FEMALE PROTECTIVE CAP - ORANGE
KL-15FPCY	333	K-LOK 150AMP FEMALE PROTECTIVE CAP - YELLOW
KL-15MPCB	333	K-LOK 150AMP MALE PROTECTIVE CAP - BLUE
KL-15MPCBK	333	K-LOK 150AMP MALE PROTECTIVE CAP - BLACK
KL-15MPCBN	333	K-LOK 150AMP MALE PROTECTIVE CAP - BROWN
KL-15MPCG	333	K-LOK 150AMP MALE PROTECTIVE CAP - GREEN
KL-15MPCGY	333	K-LOK 150AMP MALE PROTECTIVE CAP - GREY
KL-15MPCR	333	K-LOK 150AMP MALE PROTECTIVE CAP - RED
KL-15MPCW	333	K-LOK 150AMP MALE PROTECTIVE CAP - WHITE
KL-15MPCO	333	K-LOK 150AMP MALE PROTECTIVE CAP - ORANGE
KL-15MPCY	333	K-LOK 150AMP MALE PROTECTIVE CAP - YELLOW
KL-40FPCC	333	K-LOK 400AMP FEMALE PROTECTIVE CAP - BLUE
KL-40FPCBK	333	K-LOK 400AMP FEMALE PROTECTIVE CAP - BLACK
KL-40FPCBN	333	K-LOK 400AMP FEMALE PROTECTIVE CAP - BROWN
KL-40FPCG	333	K-LOK 400AMP FEMALE PROTECTIVE CAP - GREEN
KL-40FPCGY	333	K-LOK 400AMP FEMALE PROTECTIVE CAP - GREY
KL-40FPCR	333	K-LOK 400AMP FEMALE PROTECTIVE CAP - RED
KL-40FPCW	333	K-LOK 400AMP FEMALE PROTECTIVE CAP - WHITE
KL-40FPCC	333	K-LOK 400AMP FEMALE PROTECTIVE CAP - ORANGE
KL-40FPCY	333	K-LOK 400AMP FEMALE PROTECTIVE CAP - YELLOW
KL-40MPCB	333	K-LOK 400AMP MALE PROTECTIVE CAP - BLUE
KL-40MPCBK	333	K-LOK 400AMP MALE PROTECTIVE CAP - BLACK
KL-40MPCBN	333	K-LOK 400AMP MALE PROTECTIVE CAP - BROWN
KL-40MPCG	333	K-LOK 400AMP MALE PROTECTIVE CAP - GREEN
KL-40MPCGY	333	K-LOK 400AMP MALE PROTECTIVE CAP - GREY
KL-40MPCR	333	K-LOK 400AMP MALE PROTECTIVE CAP - RED
KL-40MPCW	333	K-LOK 400AMP MALE PROTECTIVE CAP - WHITE
KL-40MPCO	333	K-LOK 400AMP MALE PROTECTIVE CAP - ORANGE
KL-40MPCY	333	K-LOK 400AMP MALE PROTECTIVE CAP - YELLOW
KL-150-BS	335	RETAINING PIN FOR 150A KLOK
KL-150LFB	336	K-LOK 150A SINGLE POLE CONNECTOR LINE FEMALE-BLUE
KL-150LFBK	336	K-LOK 150A SINGLE POLE CONNECTOR LINE FEMALE-BLACK
KL-150LFBN	336	K-LOK 150A SINGLE POLE CONNECTOR LINE FEMALE-BROWN
KL-150LFBG	336	K-LOK 150A SINGLE POLE CONNECTOR LINE FEMALE-GREEN
KL-150LFBGY	336	K-LOK 150A SINGLE POLE CONNECTOR LINE FEMALE-GRAY
KL-150LFR	336	K-LOK 150A SINGLE POLE CONNECTOR LINE FEMALE-RED
KL-150LFW	336	K-LOK 150A SINGLE POLE CONNECTOR LINE FEMALE-WHITE
KL-150LMB	336	K-LOK 150A SINGLE POLE CONNECTOR LINE MALE-BLUE
KL-150LMBK	336	K-LOK 150A SINGLE POLE CONNECTOR LINE MALE-BLACK
KL-150LMBN	336	K-LOK 150A SINGLE POLE CONNECTOR LINE MALE-BROWN
KL-150LMBG	336	K-LOK 150A SINGLE POLE CONNECTOR LINE MALE-GREEN
KL-150LMBGY	336	K-LOK 150A SINGLE POLE CONNECTOR LINE MALE-GRAY

Code	Page	Description
KL-150LMR	336	K-LOK 150A SINGLE POLE CONNECTOR LINE MALE-RED
KL-150LMW	336	K-LOK 150A SINGLE POLE CONNECTOR LINE MALE-WHITE
KL-150SFB	336	K-LOK 150A SINGLE POLE CONNECTOR PANEL FEMALE-BLUE
KL-150SFBK	336	K-LOK 150A SINGLE POLE CONNECTOR PANEL FEMALE-BLACK
KL-150SFBN	336	K-LOK 150A SINGLE POLE CONNECTOR PANEL FEMALE-BROWN
KL-150SFBG	336	K-LOK 150A SINGLE POLE CONNECTOR PANEL FEMALE-GREEN
KL-150SFBGY	336	K-LOK 150A SINGLE POLE CONNECTOR PANEL FEMALE-GRAY
KL-150SFR	336	K-LOK 150A SINGLE POLE CONNECTOR PANEL FEMALE-RED
KL-150SFW	336	K-LOK 150A SINGLE POLE CONNECTOR PANEL FEMALE-WHITE
KL-150SMB	336	K-LOK 150A SINGLE POLE CONNECTOR PANEL MALE-BLUE
KL-150SMBK	336	K-LOK 150A SINGLE POLE CONNECTOR PANEL MALE-BLACK
KL-150SMBN	336	K-LOK 150A SINGLE POLE CONNECTOR PANEL MALE-BROWN
KL-150SMBG	336	K-LOK 150A SINGLE POLE CONNECTOR PANEL MALE-GREEN
KL-150SMBGY	336	K-LOK 150A SINGLE POLE CONNECTOR PANEL MALE-GRAY
KL-150SMR	336	K-LOK 150A SINGLE POLE CONNECTOR PANEL MALE-RED
KL-150SMW	336	K-LOK 150A SINGLE POLE CONNECTOR PANEL MALE-WHITE
KL-400-BS	331	RETAINING PIN FOR 400A K-LOK
KL-400LMB	332	K-LOK 400AMP MALE PLUG - BLUE
KL-400LMBK	332	K-LOK 400AMP MALE PLUG - BLACK
KL-400LMBN	332	K-LOK 400AMP MALE PLUG - BROWN
KL-400LMBG	332	K-LOK 400AMP MALE PLUG - GREEN
KL-400LMBGY	332	K-LOK 400AMP MALE PLUG - GREY
KL-400LMR	332	K-LOK 400AMP MALE PLUG - RED
KL-400LMW	332	K-LOK 400AMP MALE PLUG - WHITE
KL-400LMO	332	K-LOK 400AMP MALE PLUG - ORANGE
KL-400LMY	332	K-LOK 400AMP MALE PLUG - YELLOW
KL-400LFB	332	K-LOK 400AMP FEMALE PLUG - BLUE
KL-400LFBK	332	K-LOK 400AMP FEMALE PLUG - BLACK
KL-400LFBN	332	K-LOK 400AMP FEMALE PLUG - BROWN
KL-400LFBG	332	K-LOK 400AMP FEMALE PLUG - GREEN
KL-400LFBGY	332	K-LOK 400AMP FEMALE PLUG - GREY
KL-400LFR	332	K-LOK 400AMP FEMALE PLUG - RED
KL-400LFW	332	K-LOK 400AMP FEMALE PLUG - WHITE
KL-400LFO	332	K-LOK 400AMP FEMALE PLUG - ORANGE
KL-400LFO	332	K-LOK 400AMP FEMALE PLUG - ORANGE
KL-400LFY	332	K-LOK 400AMP FEMALE PLUG - YELLOW
KL-400SFB	332	K-LOK 400AMP FEMALE RECEPTACLE BLUE
KL-400SFBK	332	K-LOK 400AMP FEMALE RECEPTACLE BLACK
KL-400SFBN	332	K-LOK 400AMP FEMALE RECEPTACLE BROWN
KL-400SFBG	332	K-LOK 400AMP FEMALE RECEPTACLE GREEN
KL-400SFBGY	332	K-LOK 400AMP FEMALE RECEPTACLE GREY
KL-400SFR	332	K-LOK 400AMP FEMALE RECEPTACLE RED
KL-400SFW	332	K-LOK 400AMP FEMALE RECEPTACLE WHITE
KL-400SMB	332	K-LOK 400AMP MALE RECEPTACLE BLUE
KL-400SMBK	332	K-LOK 400AMP MALE RECEPTACLE BLACK
KL-400SMBN	332	K-LOK 400AMP MALE RECEPTACLE BROWN
KL-400SMBG	332	K-LOK 400AMP MALE RECEPTACLE GREEN
KL-400SMBGY	332	K-LOK 400AMP MALE RECEPTACLE GREY
KL-400SMR	332	K-LOK 400AMP MALE RECEPTACLE RED
KL-400SMW	332	K-LOK 400AMP MALE RECEPTACLE WHITE
KL-400SMO	332	K-LOK 400AMP MALE RECEPTACLE ORANGE
KL-400SMY	332	K-LOK 400AMP MALE RECEPTACLE YELLOW
KL-400SSFB	332	K-LOK 400AMP FEMALE RECEPTACLE BLUE (DOUBLE SET SCREW)
KL-400SSFBK	332	K-LOK 400AMP FEMALE RECEPTACLE BLACK (DOUBLE SET SCREW)
KL-400SSFBN	332	K-LOK 400AMP FEMALE RECEPTACLE BROWN (DOUBLE SET SCREW)
KL-400SSFBG	332	K-LOK 400AMP FEMALE RECEPTACLE GREEN (DOUBLE SET SCREW)
KL-400SSFBGY	332	K-LOK 400AMP FEMALE RECEPTACLE GREY (DOUBLE SET SCREW)
KL-400SSFR	332	K-LOK 400AMP FEMALE RECEPTACLE RED (DOUBLE SET SCREW)
KL-400SSFW	332	K-LOK 400AMP FEMALE RECEPTACLE WHITE (DOUBLE SET SCREW)
KL-400SSFO	332	K-LOK 400AMP FEMALE RECEPTACLE ORANGE (DOUBLE SET SCREW)
KL-400SSFY	332	K-LOK 400AMP FEMALE RECEPTACLE YELLOW (DOUBLE SET SCREW)
KL-400SSMB	332	K-LOK 400AMP MALE RECEPTACLE BLUE (DOUBLE SET SCREW)
KL-400SSMBK	332	K-LOK 400AMP MALE RECEPTACLE BLACK (DOUBLE SET SCREW)
KL-400SSMBN	332	K-LOK 400AMP MALE RECEPTACLE BROWN (DOUBLE SET SCREW)
KL-400SSMBG	332	K-LOK 400AMP MALE RECEPTACLE GREEN (DOUBLE SET SCREW)
KL-400SSMBGY	332	K-LOK 400AMP MALE RECEPTACLE GREY (DOUBLE SET SCREW)
KL-400SSMR	332	K-LOK 400AMP MALE RECEPTACLE RED (DOUBLE SET SCREW)
KL-400SSMW	332	K-LOK 400AMP MALE RECEPTACLE WHITE (DOUBLE SET SCREW)
KL-400SSMO	332	K-LOK 400AMP MALE RECEPTACLE ORANGE (DOUBLE SET SCREW)
KL-400SSMY	332	K-LOK 400AMP MALE RECEPTACLE YELLOW (DOUBLE SET SCREW)
KL-400MFFBK	334	400AMP TAPPING T MALE-FEMALE-FEMALE, BLACK
KL-400MFFR	334	400AMP TAPPING T MALE-FEMALE-FEMALE, RED
KL-400MFFB	334	400AMP TAPPING T MALE-FEMALE-FEMALE, BLUE
KL-400MFFW	334	400AMP TAPPING T MALE-FEMALE-FEMALE, WHITE
KL-400MFFG	334	400AMP TAPPING T MALE-FEMALE-FEMALE, GREEN
KL-400MM3FBK	334	400AMP MODLED 3FER MALE-FEMALE-FEMALE-FEMALE, BLACK
KL-400MM3FR	334	400AMP MODLED 3FER MALE-FEMALE-FEMALE-FEMALE, RED
KL-400MM3FB	334	400AMP MODLED 3FER MALE-FEMALE-FEMALE-FEMALE, BLUE
KL-400MM3FW	334	400AMP MODLED 3FER MALE-FEMALE-FEMALE-FEMALE, WHITE
KL-400MM3FG	334	400AMP MODLED 3FER MALE-FEMALE-FEMALE-FEMALE, GREEN
KLHS-0103	288	SHORT LIGHTWEIGHT TELESCOPIC HANGER STIRRUP HEAD 1.5-3 FEET
KLHS-0204	288	MEDIUM LIGHTWEIGHT TELESCOPIC HANGER STIRRUP HEAD 2-4 FEET
KLHS-0306	288	LONG LIGHTWEIGHT TELESCOPIC HANGER STIRRUP HEAD 3-6 FEET
KLHB-0103	288	SHORT LIGHTWEIGHT TELESCOPIC CHANGER BABY PIN 1.5-3 FEET
KLHB-0204	288	MEDIUM LIGHTWEIGHT TELESCOPIC HANGER BABY PIN 2-4 FEET
KLHB-0306	288	LONG LIGHTWEIGHT TELESCOPIC HANGER BABY PIN 3-6 FEET
KL-DCB	333	400A K-LOK DUST COVER BLUE
KL-DCBK	333	400A K-LOK DUST COVER BLACK
KL-DCBN	333	400A K-LOK DUST COVER BROWN
KL-DCG	333	400A K-LOK DUST COVER GREEN
KL-DCGY	333	400A K-LOK DUST COVER GREY
KL-DCR	333	400A K-LOK DUST COVER RED
KL-DCW	333	400A K-LOK DUST COVER WHITE
KL-DCT	333	400A K-LOK DUST COVER TRANSPARENT (CLEAR)
KL-DCB2	333	150A K-LOK DUST COVER BLUE
KL-DCBK2	333	150A K-LOK DUST COVER BLACK

Code	Page	Description
KL-DCBN2	333	150A K-LOK DUST COVER BROWN
KL-DCG2	333	150A K-LOK DUST COVER GREEN
KL-DCGY2	333	150A K-LOK DUST COVER GREY
KL-DCR2	333	150A K-LOK DUST COVER RED
KL-DCW2	333	150A K-LOK DUST COVER WHITE
KPC-101	263	PIPE CLAMP FOR TUBE 48MM, SHORT TEE
KPC-104	263	PIPE CLAMP FOR TUBE 48MM, LONG TEE
KPC-116	263	PIPE CLAMP FOR TUBE 48MM, CORNER
KPC-119	263	PIPE CLAMP FOR TUBE 48MM, TWO SOCKET CROSS
KPC-125	263	PIPE CLAMP FOR TUBE 49MM, 90 DEGREE ELBOW
KPC-128	263	PIPE CLAMP FOR TUBE 48MM, 3 WAY 90 DEGREE
KPC-129	263	PIPE CLAMP FOR TUBE 48MM, ADJUSTABLE SHORT
KPC-131	263	PIPE CLAMP FOR TUBE 48MM, BASE FLANGE
KPC-132	263	PIPE CLAMP FOR TUBE 48MM, RAILING BASE
KPC-135	264	PIPE CLAMP FOR TUBE 48MM, CLAMP ON TEE
KPC-138	264	PIPE CLAMP FOR TUBE 48MM, GATE EYE
KPC-140	264	PIPE CLAMP FOR TUBE 48MM, GATE HINGE
KPC-143	264	PIPE CLAMP FOR TUBE 48MM, HANDRAIL BRACKET
KPC-144	264	PIPE CLAMP FOR TUBE 48MM, RAILING SIDE
KPC-146	264	PIPE CLAMP FOR TUBE 48MM, SIDE PALM FIXING
KPC-147	264	PIPE CLAMP FOR TUBE 48MM, SWIVEL TEE
KPC-148	264	PIPE CLAMP FOR TUBE 48MM, SHORT TEE SWIVEL
KPC-149	264	PIPE CLAMP FOR TUBE 48MM, SLEEVE JOINT
KPC-158	264	PIPE CLAMP FOR TUBE 48MM, 4 WAY CROSS
KPC-160	265	PIPE CLAMP FOR TUBE 48MM, CLAMP ON CROSSOVER
KPC-161	265	PIPE CLAMP FOR TUBE 48MM, 90 DEGREE CROSSOVER
KPC-165	265	PIPE CLAMP FOR TUBE 48MM, COMBINATION SOCKET
KPC-167	265	PIPE CLAMP FOR TUBE 48MM, DOUBLE SWIVEL
KPC-168	265	PIPE CLAMP FOR TUBE 48MM, 90 DEGREE CORNER
KPC-169	265	PIPE CLAMP FOR TUBE 48MM, SWIVEL BASE
KPC-173	265	PIPE CLAMP FOR TUBE 48MM, SINGLE SWIVEL
KPC-176	265	PIPE CLAMP FOR TUBE 48MM, SIDE OUTLET TEE
KPC-179	265	PIPE CLAMP FOR TUBE 48MM, LOCKING COLLAR
KPC-198	265	DOUBLE SIDE FIXING BRACKET
KPC-A1203	266	90 DEGREE ALU-MAGNESIUM ALLOY FOR TUBE 48.3 MM (1.90")
KPC-A1203AE	266	ADJUSTABLE ELBOW ALU-MAGNESIUM ALLOY FOR TUBE 48.3 MM (1.90")
KPC-A1205	266	LONG TEE ALU-MAGNESIUM ALLOY FOR TUBE 48.3 MM (1.9")
KPC-A1205E	266	SHORT TEE ALU-MAGNESIUM ALLOY FOR TUBE 48.3MM (1.9")
KPC-A1207E	266	TWO SOCKET CROSS ALU-MAGNESIUM ALLOY FOR TUBE 48.3 MM (1.9")
KPC-A1209	266	3 WAY 90 DEGREE ALU-MAGNESIUM ALLOY FOR TUBE 48.3 MM (1.9")
KPC-A1211E	267	CORNER ALU-MAGNESIUM ALLOY FOR TUBE 48.3 MM (1.90")
KPC-A1212	267	90 DEGREE CROSSOVER ALU-MAGNESIUM ALLOY FOR TUBE 48.3 MM (1.9")
KPC-A1217ADJ	267	SWIVEL ELBOW/TEE ALU-MAGNESIUM ALLOY FOR TUBE 48.3 MM (1.9")
KPC-A1217E	267	ADJUSTABLE ELBOW OR TEE ALU-MAGNESIUM ALLOY FOR TUBE 48.3 MM (1.90")
KPC-A1217M	267	MALE TABE OF SWIVEL ALU-MAGNESIUM ALLOY FOR TUBE 48.3 MM (1.90")
KPC-A1219E	267	DOUBLE SWIVEL COMBINATION ALU-MAGNESIUM ALLOY FOR TUBE 48.3 MM (1.9")
KPC-A1230C	267	SHORT TEE SWIVEL ALU-MAGNESIUM ALLOY FOR TUBE 48.3 MM (1.9")
KPC-A1242	268	ROUND BASE FLANGE ALU-MAGNESIUM ALLOY FOR TUBE 48.3 MM (1.9")
KPC-A1246	268	RAILING BASE FLANGE ALU-MAGNESIUM ALLOY FOR TUBE 48.3 MM (1.9")
KPC-A1246ADJ	268	ADJUSTABLE FLANGE ALU-MAGNESIUM ALLOY FOR TUBE 48.3 MM (1.9")
KPC-A1250	268	SIDE PALM FIXING ALU-MAGNESIUM ALLOY FOR TUBE 48.3 MM (1.9")
KPC-A1262	268	PLUG ALU-MAGNESIUM ALLOY FOR TUBE 48.3 MM (1.9")
KPC-A1270	268	SLEEVE JOINT ALU-MAGNESIUM ALLOY FOR TUBE 48.3 MM (1.9")
KPC-A1282A	268	HANDRAIL BRACKET ALU-MAGNESIUM ALLOY FOR TUBE 48.3 MM (1.9")
KPC-A1403	266	90 DEGREE ALU-MAGNESIUM ALLOY FOR TUBE 42.4 MM (1.66")
KPC-A1403AE	266	ADJUSTABLE ELBOW ALU-MAGNESIUM ALLOY FOR TUBE 42.4MM (1.66")
KPC-A1405	266	LONG TEE ALU-MAGNESIUM ALLOY FOR TUBE 42.4MM (1.66")
KPC-A1405E	266	SHORT TEE ALU-MAGNESIUM ALLOY FOR TUBE 42.4MM (1.66")
KPC-A1407E	266	TWO SOCKET CROSS ALU-MAGNESIUM ALLOY FOR TUBE 42.4MM (1.66")
KPC-A1409	266	3 WAY 90 DEGREE ALU-MAGNESIUM ALLOY FOR TUBE 42.4 MM (1.66")
KPC-A1411E	267	CORNER ALU-MAGNESIUM ALLOY FOR TUBE 42.4MM (1.66")
KPC-A1412	267	90 DEGREE CROSSOVER ALU-MAGNESIUM ALLOY FOR TUBE 42.4MM (1.6")
KPC-A1417ADJ	267	SWIVEL ELBOW/TEE ALU-MAGNESIUM ALLOY FOR TUBE 42.4 MM (1.66")
KPC-A1417E	267	ADJUSTABLE ELBOW OR TEE ALU-MAGNESIUM ALLOY FOR TUBE 42.2MM (1.66")
KPC-A1417M	267	MALE TABE OF SWIVEL ALU-MAGNESIUM ALLOY FOR TUBE 42.4 MM (1.66")
KPC-A1419E	267	DOUBLE SWIVEL COMBINATION ALU-MAGNESIUM ALLOY FOR TUBE 42.4 MM (1.66")
KPC-A1430C	267	SHORT TEE SWIVEL ALU-MAGNESIUM ALLOY FOR TUBE 42.4 MM (1.66")
KPC-A1442	268	ROUND BASE FLANGE ALU-MAGNESIUM ALLOY FOR TUBE 42.4 MM (1.66")
KPC-A1446	268	RAILING BASE FLANGE ALU-MAGNESIUM ALLOY FOR TUBE 42.4 MM (1.66")
KPC-A1446ADJ	268	ADJUSTABLE FLANGE ALU-MAGNESIUM ALLOY FOR TUBE 42.4MM (1.66")
KPC-A1450	268	SIDE PALM FIXING ALU-MAGNESIUM ALLOY FOR TUBE 42.4 MM (1.66")
KPC-A1462	268	PLUG ALU-MAGNESIUM ALLOY FOR TUBE 42.4 MM (1.66")
KPC-A1470	268	SLEEVE JOINT ALU-MAGNESIUM ALLOY FOR TUBE 42.4 MM (1.66")
KPC-C10	230	PIPE CLAMP CASTER ADAPTER WITH M10 FEMALE THREADED
KPC-C11	231	PIPE CLAMP CASTER ADAPTER WITH HOLES ON 10X11.4(CM) PLATE
KPC-C12	230	PIPE CLAMP CASTER ADAPTER WITH M12 FEMALE THREADED
KPC-C12D	230	CROSS FOR 1-1/2" SCH. 40 (48.3MM) PIPE; ONE END M12 SCREW HOLE (SET OF 2)
KPC-C12T	230	1-1/2" SCH. 40(48.3MM) PIPE TEE ADAPTER FOR RICKSHAW DOLLY CHAIR
KPC-C37	231	PIPE CLAMP ADAPTER FOR 1-1/4" SCHEDULE 40 (42.4MM) PIPE
KPC-C38	231	PIPE CLAMP ADAPTER FOR 1-1/2" SCHEDULE 40 (48.4MM) PIPE
KP-080PW	300	BACKDROP PAPER WEIGHT 80CM
KP-140PW	300	BACKDROP PAPER WEIGHT 140CM
KP-8014	301	BACKDROPS STORAGE RACK (79CMX13.5CM)
KP-8012	301	BOTTOM FRAME OF BACKDROPS STORAGE RACK (76.6CMX 11.6CM)
KP-1412	301	BACKDROPS STORAGE COMPLETE SET W/TRIANGLE SUPPORT
KP-DS01	299	BACKGROUND PAPER DRIVE SET
KP-DS01MT	299	BACKGROUND PAPER DRIVE SET(METAL CHAIN)
KP-KS01	299	SINGLE HOOK(2 PCS/ SET)
KP-KS02	299	TRIPLE HOOKS (2 PCS/ SET)
KP-KS03B	299	PLASTIC CHIAN 3.5M (L) -BLACK
KP-KS03BL	299	PLASTIC CHIAN 3.5M (L) -BLUE
KP-KS03O	299	PLASTIC CHIAN 3.5M (L) -ORANGE
KP-KS03W	299	PLASTIC CHIAN 3.5M (L) -WHITE
KP-KS03MT	299	METAL CHAIN WITH CHAIN WEIGHT
KP-KS04	299	CHAIN WEIGHT

NEW
NEW
NEW
NEW

Code	Page	Description
KP-KS05	300	BACKGROUND BABY HOOK
KP-KS06	300	1/4"-20 THREAD 3/8" STUD FOR STAND TOP
KP-L2137BD	296	KUPOLE EXTENDS FROM 210CM(82.7") TO 370CM(145") - BLACK
KP-L2137PD	296	KUPOLE EXTENDS FROM 210CM(82.7") TO 370CM(145") - SILVER
KP-M1527BD	296	KUPOLE EXTENDS FROM 150CM(59") TO 270CM(106.3") - SILVER
KP-M1527PD	296	KUPOLE EXTENDS FROM 150CM(59") TO 270CM(106.3") - SILVER
KP-S1017BD	296	KUPOLE EXTENDS FROM 100CM(39.40") TO 170CM(66.90") - BLACK
KP-S1017PD	296	KUPOLE EXTENDS FROM 100CM(39.40") TO 170CM(66.90") - SILVER
KP-SP01	298	WHITE RUBBER PAD
KP-SP02	298	WHITE TOP RUBBER COVER
KP-SP03	298	WHITE BOTTOM RUBBER COVER
KP-SP04	298	BLACK TOP RUBBER COVER
KP-SP05	298	BLACK BOTTOM RUBBER COVER
KP-X15B	296	EXTENSION TUBE (1.5M) - BLACK
KP-X15P	296	EXTENSION TUBE (1.5M) - SILVER
KP-X20B	296	EXTENSION TUBE (2.0M) - BLACK
KP-X20P	296	EXTENSION TUBE (2.0M) - SILVER
KP-X245P	301	ALUMINUM TUBE FOR PAPER ROLL (275CM)
KP-X366P	301	ALUMINUM TUBE FOR PAPER ROLL (366CM)
KS-001	106	3/8" SNAP IN PIN
KS-002	106	1/2" SNAP IN PIN
KS-003	106	5/8" SNAP IN PIN
KS-004	106	M12 X 30 STUD
KS-005	106	M10 X 25 STUD
KS-006	106	M12 X 35 THREADED SOCKET
KS-007	106	M10 X 30 THREADED SOCKET
KS-008	106	JOINING STUD/SWIVEL
KS-009	106	150MM EXTENSION
KS-010	107	OFFEST ARM
KS-011	108	100MM SQUARE MOUNTING PLATE
KS-012	107	SWIVEL U HOOK
KS-013	116	DIA. 17M SPIGOT W/ WASHER AND LOCK NUT FOR C-05 FAMILY
KS-013F	116	17MM SPIGOT, CHROME-PLATED 3/8" FEMALE THREADED
KS-013FS	116	17MM SPIGOT, CHROME-PLATED 3/8" FEMALE THREADED
KS-014	108	CAMERA STUD WITH 3/8" AND 1/4" THREAD
KS-014R	112	CAMERA STUD WITH 3/8" AND 1/4" THREAD ROUND SHAPE
KS-015	108	DOUBLE FEMALE THREAD CAMERA STUD
KS-015R	112	DOUBLE FEMALE THREAD CAMERA STUD ROUND SHAPE
KS-016	106	90/45 JOINING STUD
KS-017	112	UNIVERSAL 16MM LIGHT STUD
KS-017SB	112	STEEL UNIVERSAL ADAPTER SPIGOT
KS-018	112	16MM STUD W/M10 THREAD
KS-018H	108	HEX 16MM STUD W/ M10 THREAD
KS-019	109	SWIVEL EXTENSION ARM W/5/8" SOCKET
KS-020	108	5/8" COMPACT ALU. SNAP IN PIN
KS-020B	108	5/8" COMPACT ALU. SNAP IN PIN - BLACK
KS-022	115	GRIP ARM PIN
KS-023	116	3/8" HEAD MOUNTING PALTE WITH 5/8" STUD
KS-023H	108	3/8" HEAD MOUNTING PLATE W/ 5/8" HEX STUD
KS-024	116	1/4" HEAD MOUNTING PLATE W/ 5/8"
KS-025	108	CAMERA STUD 3/8"-16 THREAD
KS-026	108	CAMERA STUD 1/4"-20 THREAD
KS-027	113	16MM MALE ADAPTER
KS-030	122	28MM PIN W/M10 THREAD
KS-031	109	SNAP IN RIGHT ANGLE PIN
KS-032	122	28MM PIN W/M12 THREAD
KS-034	122	28MM STUD W/M10 BOLT
KS-034-T	122	28MM STUD W/1/2"-13 THREAD
KS-037	113	16MM MALE ADAPTER-3/8"
KS-038	145	HEX ADAPTER
KS-038DR	128	DOT RECEIVER
KS-039	151	ADJUSTABLE COLD SHOE MOUNT
KS-040	122	28MM PIN W/M10 THREAD & PLATE
KS-041	151	HOT SHOE ADAPTER 3/8"-1/4" W BARREL ADAPTER
KS-0412BK	188	STAND LEG PROTECTOR(SET FOR 3)BLACK LENGTH:12 CM * WIDTH:4 CM
KS-0412BL	188	STAND LEG PROTECTOR(SET FOR 3)BLACK LENGTH:12 CM * WIDTH:4 CM
KS-0412G	188	STAND LEG PROTECTOR(SET FOR 3) GREEN LENGTH:12 CM * WIDTH:4 CM
KS-0412R	188	STAND LEG PROTECTOR(SET FOR 3)RED LENGTH:12 CM * WIDTH:4 CM
KS-0412PK	188	STAND LEG PROTECTOR(SET FOR 3)PINK LENGTH:12 CM * WIDTH:4 CM
KS-0412OG	188	STAND LEG PROTECTOR(SET FOR 3)PINK LENGTH:12 CM * WIDTH:4 CM
KS-042	122	28MM PIN W/M12 THREAD & PLATE
KS-043	99	RIGHT ANGLE BABY WALL PLATE
KS-044	100	9" BABY WALL PLATE
KS-045	99	6" BABY WALL PLATE
KS-046	99	3" BABY WALL PLATE
KS-047	100	BABY RECEIVER WALL PLATE
KS-048	100	JUNIOR WALL PLATE
KS-049R	130	SCRAPER
KS-050	128	FLAG HOLDER
KS-051	128	1/4" FEMALE + 1/4" ADAPTER SPIGOT
KS-052	128	ADAPTER FOR FEMALE THREAD 3/8"-16 TO MALE THREAD 1/4"-20
KS-052ST	128	STAINLESS STEEL FEMALE THREAD 3/8"-16 TO MALE THREAD 1/4"-20
KS-053	128	ADAPTER FOR THREAD 3/8"-16 TO 1/4"-20 (SET FOR 5 PCS)
KS-054	128	3/8" + 1/4" ADAPTER SPIGOT
KS-055	87	JUNIOR MULTI HEADER
KS-056	87	6 LANTERN T BAR
KS-057	100	OFFSET BABY WALL PLATE
KS-058	86	BABY OFFSET ARM
KS-059	86	JUNIOR OFFSET ARM
KS-060	117	16MM SOCKET W/1/4" THREAD
KS-061	135	1/4"-20 D-RING SCREWS (5-PACK)
KS-062	117	16MM SOCKET W/3/8" THREAD
KS-063	128	3/8"-16MM TO 1/4"-20" F ADAPTER
KS-064	129	FEMALE 1/4"-20 TO MALE 3/8" THREAD ADAPTER W/ 1.18" FLANGE
KS-065	139	METAL QUICK RELEASE GOPRO TRIPOD MOUNT



Code	Page	Description
KS-066	87	BABY TRIPLE HEADER
KS-067	129	3/8" FEMALE TO 5/8"-27 MALE SCREW MICROPHO ADAPTER
KS-068	129	KNURLED ROUND KNOB W/ 1/4"-20 FEMALE THREADED HOLE ; DIA. 45MM
KS-069	139	METAL GOPRO TRIPO MOUNT
KS-070	120	DOUBLE FEMALE ADAPTER-5/8"
KS-071	119	DOUBLE BABY RECEIVER ADAPTER
KS-073	112	ADAPTER STUD 3/8"-16F & 1/4"-20
KS-074	115	LONG DOUBLE STUD - 5/8"
KS-075	112	ADAPTER STUD TO 3/8"-16 THREAD
KS-076	114	5/8" STUD WITH 1/4"-20" FEMALE THREAD
KS-077	114	BABY PIN WITH 1/4"-20 MALE, THREADED BOLT
KS-078	114	BABY PIN WITH 3/8"-16 MALE, THREADED BOLT
KS-079	118	BABY LIGHT ADAPTER FOR ELINCHROM
KS-080	122	BALL RACE M10 STUD
KS-081	150	QUICK RELEASE ADAPTER 1/4"-20 MALE THREADED (TOP MOUNT)
KS-082	122	BALL RACE M12 STUD
KS-083	150	QUICK RELEASE ADAPTER 1/8"-16 MALE THREADED (TOP MOUNT)
KS-084	150	QUICK RELEASE ADAPTER 1/4"-20 MALE THREADED (BODY)
KS-085	150	QUICK RELEASE ADAPTER 1/4"-20 MALE TO FEMALE
KS-086	150	QUICK RELEASE ADAPTER 5/8" W/ 1/4 MALE THREADED (TOP MOUNT)
KS-087	150	QUICK RELEASE ADAPTER 5/8"-27 MALE THREADED (TOP MOUNT)
KS-088	314	MONITOR ARM W/ HEX BABY PIN
KS-089	276	28MM RECEIVER SPIGOT
KS-089B	276	28MM RECEIVER SPIGOT - BLACK
KS-090	120	YOKE TO STAND ADAPTER 28MM STUD 16MM SOCKET
KS-091	304	5/8" LIGHT STUD FOR 4 WAY CLAMP
KS-092	304	5/8" MALE ADAPTER FOR 4 WAY CLAMP
KS-093	304	5/8" FEMALE ADAPTER FOR 4 WAY CLAMP
KS-094	304	SNAP IN RIGHT ANGLE PIN FOR 4 WAY CLAMP
KS-095	304	U HOOK FOR 3 WAY & 4 WAY CLAMP
KS-096	222	5/8" STUD W 3/8"-16 FEMALE THREAD
KS-097	121	BABY BALLHEAD ADAPTER WITH 3/8" TAP
KS-097LB	121	BABY BALLHEAD ADAPTER WITH 3/8"-16 X 29.5MM LONG BOLT
KS-098	118	ADAPTER STUD 5/8" RECEIVER TO 5/8" STUD
KS-099	110	BRACKET W/ HEX STUD FOR VAGABOND
KS-100	308	BAGUA MULTIFLASH BRACKET
KS-100EA	308	EXTENSION FLASH ADAPTER
KS-101	127	UMBRELLA SWIVEL BRACKET
KS-101RP	127	ROPOLY COUNTERBLANCED UMBRELLA SWIVEL BRACKET
KS-102	127	SWIVELING UMBRELLA ADAPTER
KS-103	126	VERSATILE SWIVELING ADAPTER
KS-104	126	VERSATILE SWIVELING ADAPTER WITH KS-CB01
KS-105	126	VERSATILE SWIVEL ADAPTER WITH QUICK RELEASE CAMERA PLATE
KS-106	179	KS-106 UTILITY A.C. TRAY W/ MALE MOUNTING PLATE
KS-107	113	DETACHABLE ANTI-SPIN 5/8" (16MM) BABY PIN
NEW KS-108	133	ADAPTER FOR CAMPING TARP
NEW KS-109	308	FOLDING FLASH BRACKET W/ A 5/8"(16MM) ADAPTER
KS-111	225	5/8"(16MM) ADAPTER FOR 3/8"
KS-112	171	COMPACT STEADICAM STAND TRAY
KS-113	116	17MM SPIGOT WITH 1/4"-20 MALE THREAD
KS-114	136	1/4"-20THREAD SCREW W/ 1" LONG
KS-115	115	DOUBLE END SPIGOT WITH 5/8" STUD AND 1/4"-20 THREADS
KS-116	121	BABY RECEIVER W 1/4"-20 MABLE THREAD
KS-117	121	BABY RECEIVER W 1/4"-20 FEMALE THREAD
KS-118B	208	STAND HANGER - BLACK
KS-118BT	208	STAND HANGER FOR LIGHTWEIGHT STAND
KS-118BG	208	STAND HANGER FOR HEAVY DUTY STAND
KS-118BV	208	STAND HANGER FOR MEDIUM SIZE STAND
KS-119B	208	C STAND DOOR RACK
KS-120	129	ROUND PLATE W/1/4"-20 THREAD HOLE DIA. 25MM
KS-121	211	12" CHINA BALL BRACKET W/27 SOCKET
KS-121PL	211	12" PAPER LANTERN(SET FOR 5)
KS-122	129	ROUND PLATE W/1/4"-20 THREAD HOLE DIA.59MM
KS-123	129	3/8" - 1/4" ADAPTER
KS-124	139	METAL GOPRO TRIPO MOUNT W/1/4"-20 MALE THREAD
KS-125	135	PLASTIC LOBE KNOB WITH RUBBER COVER; DIA.76 MM;M10X 12.6
KS-126	121	5/8" BABY SOCKET W/KNOB
KS-127	130	RECESSED LIGHT SOCKET ADAPTER (E27) TO 5/8" BABY PIN
KS-128	128	3/8"M-3/8" ADAPTER SPIGOT
KS-129	114	5/8" STUD W/3/8"-16 (2.54CM LENGTH) FEMALE-3/8" FEMALE W/3/8"S CREW
KS-130	108	HEX ADAPTER WITH 3/8"-16F & 1/4"-20
NEW KSS-130BL	194	CAMERA T MARKER PMMA - BLUE
NEW KSS-130PK	194	CAMERA T MARKER PMMA - PINK
NEW KSS-130Y	194	CAMERA T MARKER PMMA - YELLOW
NEW KSS-130G	194	CAMERA T MARKER PMMA - GREEN
NEW KSS-130YG	194	CAMERA T MARKER PMMA (GLOW-IN-DARK)- GREEN
NEW KSS-130YPK	194	CAMERA T MARKER PMMA (GLOW-IN-DARK)- PINK
KS-131	139	GOPRO TRIPOD MOUNT W/ 1" COUPLER
KS-133	139	GOPRO TRIPOD MOUNT W/ BALL HEAD ADAPTER
KS-134	139	GOPRO TRIPOD MOUNT W/ COLD SHOE DAPTER
KS-135	135	1/4"-20 D-RING SCREWS(8MM) (SET FOR 5)
KS-136	139	GOPRO TRIPOD MOUNT W BABY RECEIVER
KS-137	139	GOPRO TRIPOD MOUNT W BABY PIN
KS-138	136	3/8"-16 THREAD SCREW W/1" LONG (SET FOR 5)
KS-139	129	3/8"-16M TO 5/8"27F THREAADAPTER FOR MICROPHONE
KS-140	131	ADAPTER W/ COLD SHOE FOR 5/8"-27 MALE THREAD
NEW KSS-140IBL	194	CAMERA I MARKER PMMA - BLUE
NEW KSS-140IPK	194	CAMERA I MARKER PMMA - PINK
NEW KSS-140IY	194	CAMERA I MARKER PMMA - YELLOW
NEW KSS-140IG	194	CAMERA I MARKER PMMA - GREEN
NEW KSS-140IYG	194	CAMERA T MARKER PMMA (GLOW-IN-DARK)- GREEN
NEW KSS-140IPK	194	CAMERA T MARKER PMMA (GLOW-IN-DARK)- PINK
KS-141	129	1/4" MALE TO 1/4" FEMALE SCREW FOR TRIPOD CAMERA FLASH
KS-142	135	1/4" CAMERA MOUNTING SCREW W/ SPRING HOOK
KS-143	131	COLD SHOE MOUNT WITH 1/4" THREAD SCREW

Code	Page	Description
KS-144	118	5/8" BABY RECEIVER TO 3/8" DIA STUD
KS-145	100	BABY CHEATER WALL PLATE (CHEATER PLATE)
KS-146	119	RIGHT ANGLE BABY ADAPTOR
KS-147	119	5/8" RECEIVER TO CHEATER BABY PIN (CHEATER ADAPTER)
KS-148	119	3 WAY 5/8" BABY PIN ADAPTER
KS-149	115	BABY PIN W/ 1/4"-20 MALE THREAD
KS-150	134	3/8"-16 CAMERA SCREW
KS-151	116	DOUBLE STUD 16 TO 17MM ADAPTER
KS-152	118	PROFOTO STAND ADAPTER PLUS 16MM(5/8")
KS-153	134	3/8"-16-14X13 CAMERA SCREW W/ FLAT HEAD & SLOTTED DRIVE
KS-154	261	FREEFLY TOAD MALE MOUNT
KS-155	168	EYE BOLT 3/8"-16X 14MM
KS-155L	168	RING BOLT 3/8"-16 X 20MM STAINLESS STEEL, LONG THREAD
KS-156	168	ROTABLE RING BOLT 3/8"-16X14MM
KS-157	169	QUICK RELEASE FROG LOCKING CARABINER
KS-158B	86	BABY ADJUSTABLE OFFSET ARM-BLK
KS-159B	86	JUNIOR ADJUSTABLE OFFSET ARM -20 MALE THREADED (TOP MOUNT)
KS-160BK	194	SAUSAGE CAMERA MARKER 6"-BLK
KS-160G	194	SAUSAGE CAMERA MARKER 6"-GREEN
KS-160P	194	SAUSAGE CAMERA MARKER 6"-PURPLE
KS-160R	194	SAUSAGE CAMERA MARKER 6"-RED
KS-160BL	194	SAUSAGE CAMERA MARKER 6"-BULE
KS-160W	194	SAUSAGE CAMERA MARKER 6"-WHITE
KS-160Y	194	SAUSAGE CAMERA MARKER 6"-YELLOW
KS-161	44	UNIVERSAL TRACK END
KS-162	117	3 WAY MOUNT BABY ADAPTER 5/8" FEMALE TO 1/4"20 MALE
KS-163	129	ROUND PLATE WITH 3/8"-16 THREADED HOLE; DIA. 59 MM
KS-164B	85	PANEL OFFSET ARM
KS-165	134	1/4"-20-14X17 CAMERA SCREW W/ FLAT HEAD & SLOTTED DRIVE
KS-166	120	PIPE SPINNING GAG FOR 5/8"(16MM) PIPE
KS-167	134	1/4"-20-14X10 CAMERA SCREW W/ FLAT HEAD & SLOTTED DRIVE
KS-168BK	194	CAMERA T MARKER 6"X8"-BLACK
KS-168G	194	CAMERA T MARKER 6"X8"-GREEN
KS-168P	194	CAMERA T MARKER 6"X8"-PURPLE
KS-168R	194	CAMERA T MARKER 6"X8"-RED
KS-168BL	194	CAMERA T MARKER 6"X8"-BLUE
KS-168W	194	CAMERA T MARKER 6"X8"-WHITE
KS-168Y	194	CAMERA T MARKER 6"X8"-YELLOW
KS-169	57	SPRING TYPE SAFETY PIN (5 for set)
KS-170	135	SCREW KNOB SET
KS-1710M	233	17"X10"X1/2" MITCHELL CHESSE PLATE DOLLY
KS-171	136	1/4"-20 HEX SCOKET CAP SCREW SET
KS-172	136	3/8"-16&1/4"-20 SCREW SET
KS-173	136	1/4"-20 SET SCREW
KS-174	136	3/8"-16 SCREW SET
KS-175	136	1/4"-20 SCREW & NUT
KS-176	136	NYLON LOCKING NUT FOR 1/4"-20
KS-177	136	NYLON LOCKING NUT FOR 3/8"-16
KS-178	137	3/8"-16 STAINLESS STEEL SCREW SET
KS-180	136	3/8"-16x 1"(25.4MM)IN LENGTH HEX FLAT HEAD SCREWNUT(4SETS)
KS-181	211	18" CHINA BALL BRACKETW/27 SOCKET
KS-181PL	211	18" PAPER LANTERN(SET FOR 5)
KS-182	211	18" CHINA BALL BRACKET W/27 SCOKET
KS-183	128	1/4"-M10-3/8" M THREADED SCREW ADAPTER FOR TRIPOD/MONOPOD
KS-184	134	STAINLESS STEEL FLAT HEAD SHAFT D RING 1/4" SCREWS(21MM)
KS-185	135	CAMERA WRIST STRAP W 1/4"-20 SCREW
KS-186	225	STAINLESS STEEL ROUND BABY STUD 3/8"-16F & 3/8"-16F
KS-187	136	3/8"-16 STEEL HEX SCOKET CAP SCREW W/ 30MM THREADED LENGTH
KS-188	312	DATA CABLE ANCHOR ADAPTER
KS-190	24	SLIDING ARM
KS-1901	229	STAINLESS STEEL T-NUT W/ M10 THREAD
KS-1902	229	STAINLESS STEEL T-NUT W/ M12 THREAD
KS-191	220	16MM STAINLESS STEEL TUBE 10" (25MM)LONG W/ 1/2"-13 SETSCREW
KS-1912T	229	STAINLESS STEEL T-NUT W/ 1/2"-13 THREAD
KS-192	229	EYEBOLT WITH ALUMINUM CASTING STUD 3/8"-16F & 3/8"-16F
KS-193	134	SLOTTED COUNTERSUNK HEAD 1/4"-20 SCREW
KS-1938T	229	STAINLESS STEEL T-NUT W/ 3/8"-16 THREAD
KS-194	134	SLOTTED COUNTERSUNK HEAD 3/8"-16 SCREW
KS-195	109	EXTENSION ARM (LENGTH: 19.5CM)
KS-196	134	SLOTTED COUNTERSUNK HEAD 3/8"-16 SCREW
KS-197	138	1/4"-20 HEX SCOKET CAP SCREW 6.3MM LENGTH (SET FOR 6)
KS-198	237	1-14T HEX CAP BOLT & NUT
KS-199	110	MULTIFUNCTIONAL V-MOUNT BATTERY BRACKET SET
KS-200	122	ADAPTER 28MM/16MM STUD
KS-201	120	JUNIOR TO BABY ADAPTER(1-1/8"FEMALE TO 5/8" FEMALE)
KS-202B	122	DOUBLE END TVMP SPIGOT WITH17MM RECEIVER, BLACK
KS-203	64	CUCOLORIS HANDLE
KS-205	141	CONNECTING CLAMP SET
KS-206	129	ROUND PLATE W 3/8"-16 FEMALE THREAD
KS-207	124	SWIVEL JUNIOR RECEIVER ADAPTER
KS-208	134	3/8"-16 STAINLESS STEEL HEX BOLT; 20MM IN LENGTH
KS-209	135	ALUMINUM T KNOB 1/4"-20 FEMALE THREADED
KS-210	289	BLANCE ADJUSTMENT BRACKET
KS-211	290	L-SHAPE TOP HOOK FOR TELESCOPIC OPERATING POLE
KS-212	289	SPIGOT ADAPTER 5/8" M TO 1-1/8" F
KS-214	289	SPIGOT ADAPTER 5/8" F TO 1-1/8" F
KS-215	289	STIRRUP HEAD (DIA. 50MM TUBE)-SILVER
KS-215B	289	STIRRUP HEAD (DIA. 50MM TUBE)-BLACK
KS-216	224	2" TWO HOOK STUD
KS-220	135	ALUMINUM ROUND KNOB WITH M6 FEMALE THREADED
KS-225	59	16MM DIA TUBE LENGTH 40" (100 CM)-SILVER
KS-229	313	MONITOR MOUNTING PLATE W/ BABY PIN
KS-230	171	STEADICAM STAND TRAY
KS-231	142	QUICK RELEASE ADAPTER W/ PLATE(14.7X 16.2CM)
KS-232	142	QUICK RELEASE ADAPTER W/ PLATE(18.5X 21.5CM)

Code	Page	Description
KS-233	135	ALUMINUM T KNOB 3/8"-20 MALE THREAD*25MM
KS-235	122	SPEAKER ADAPTER
KS-236	224	TRAILER HITCH ADAPTER
KS-237	169	EASYLINK: EASYRIG FROG CLIP BRACKET
KS-238	175	LOW MODE BRACKET 3/4" ADAPTER (SET OF 3)
KS-239	114	5/8" STUD W/ 1/4"-20M THREADED (7MM)
KS-240	226	CAR HEADREST MOUNTING BRACKET
KS-241	211	CHINA BALL BRACKET 24" WITH E27
KS-241PL	211	24" PAPER LANTERN(SET FOR 5)
KS-242	211	CHINA BALL BRACKET 24" WITH E40
KS-244	228	SPEED RAIL SHIM (51-38MM) SET OF 2
KS-245	59	16MM DIA TUBE LENGTH 20" (50 CM)-SILVER
KS-247	173	STEADICAM TILT DOCK ADAPTER
KS-248	170	DOCKING ATTACHMENT FOR EASYRIG STABILIZERS
KS-249	170	SAFETY ATTACHMENT FOR EASYRIG STABILIZER
KS-250	170	UMBRELLA HOLDER FOR EASYRIG STABILIZER
KS-251K	176	STEADICAM HARD MOUNT KIT
KS-252	174	STEADICAM DOCKING BRACKET WITH BABY RECIVER
KS-253	85	COLUMN ARM
KS-254	172	STEADICAM DOCKING BRACKET
KS-255	172	VEST HOLDER
KS-256	237	MITCHELL CHEESE PLATE TO 5/8" (16MM) ADAPTER
KS-257	228	COUPLER POM INSERT ADAPTER
KS-258	237	MITCHELL ROUND MOUNTING PLATE W/1-1/8"(28MM) JUNIOR RECEIVER
KS-259	260	GIMBALS DOUCKING BRACKET
KS-260	237	MITCHELL ROUND MOUNTING PLATE & RECEIVER FOR 1-1/2" SCHEDULE
KS-261	174	HAND HELD CAMERA ADAPTER FOR LOW MODE BRACKET
KS-262	175	STEADICAM HIGH/LOW MODE BRACKET SET
KS-264	175	ARM POST (DIA. 15.7MM* 420MM)
KS-265	174	WATERPROOF ARM SLEEVE COVER FOR STEADICAM(SET OF 2)
KS-266	135	ALUMINUM ROUND KNOB 3/8"-16 MALE THREAD
KS-267	168	RING NUT 1/4"-20 STEEL(BLACK)
KS-268	168	RING NUT 3/8"-16 STEEL(BLACK)
KS-269	168	RING NUT 1/4"-20* 12MM STEEL(BLACK)
KS-270	162	V-LOCK WEDGE
KS-271	162	V-LOCK BASE
KS-272	163	V-LOCK EXTENSION HANDLE
KS-273	163	V-LOCK SET
KS-274	163	V MOUNT BATTERY BELT CLIP MOUNTING PLATE
KS-275	163	DUAL V-LOCK ADAPTER
KS-276	167	V MOUNT BATTERY ADAPTER FOR GIMBAL CLAMP
KS-277	132	SPACE LIGHT SKIRT MOUNTING BRACKET
KS-278	236	CHEESE PLATE BABY ADAPTER
KS-279	285	LINCHPIN SET (SET OF 5)
KS-280	167	PRESS SNAP CLIP WITH 1/4"-20 FEMALE THREAD (1/4"-20 SCREW CATCH & RELEASE CLIP SET (COUPLER FOR DIA. 25-30MM)
KS-281	167	FROG LOCKING CARABINER SET (COUPLER FOR DIA. 25-30MM)
KS-282	167	D SHAPE ALUMINUM CARABINERS WITH TWIST LOCKING
KS-283	189	SET SCREW(1/4"-20 & 3/8"-16) ASSORTMENT KIT
KS-284K	138	DOUBLE PLATE/ QUICK RELEASE PLATE FOR ARCA-SWISS & RC2)
KS-285	312	5/8"(16MM) ALUMINUM STUD WITH M8 STEEL SCREW
KS-286	113	M8 TO 3/8"-16 DOUBLE FEMALE ADAPTER
KS-287	131	3/8"-16 X 5/8" STAINLESS STEEL HEX HEAD SCREW
KS-288	134	3/8"-16 X 5/8" STAINLESS STEEL HEX SOCKET BUTTON HEAD SCREW
KS-289	134	1/4"-20 STAINLESS STEEL WING NUT (SET FOR 5)
KS-290	138	3/8"-16 STAINLESS STEEL WING NUT (SET FOR 5)
KS-291	137	M4 KNURLED SHOULDER STEEL THUMB SCREW (SET FOR 4)
KS-292	137	3/8"-16UNC X 1-1/4" STAINLESS HEX FLAT HEAD SCREW SET (5PCS)
KS-293	137	1/4"-20 STAINLESS STEEL HEX SOCKET SCREW 3/4"(L)(SET OF 4)
KS-294	137	M3*18MM STAINLESS STEEL HEX SOCKET CAP (SET OF 5)
KS-295	137	M6*16MM STAINLESS STEEL HEX SOCKET CAP (SET OF 7)
KS-296	137	M8*18MM STAINLESS STEEL HEX SOCKET CAP (SET OF 5)
KS-297	137	3/8"-16 STAINLESS STEEL HEX SOCKET CAP SCREW 60.8MM(L)
KS-298	137	ALUMINUM TABLE FOR LAPTOPS &PROJECTOR W/NON-SLIP PAD
KS-301B	311	TETHERMATE FOR MAC BOOK 17"
KS-303B	309	NON-SLIP PAD FOR TETHERMATE
KS-304	310	TETHERMATE FOR IMAC
KS-305B	309	HARD DRIVE HOLDER
KS-306B	310	MULTI-FUNCTION TRAY
KS-307	311	MONITOR ARM W/ BABY RECEIVER
KS-308	314	MOUSE PAD
KS-309	310	SCREEN SUNSHADE
KS-310B	310	SIDE TABLE FOR MOUSE
KS-311B	310	TETHERMATE FOR MAC BOOK 15"
KS-312B	309	V-MOUNT BATTERY HOLDER FOR TEHERMATE
KS-314B	311	CUP HOLDER FOR TETHERMATE
KS-315B	310	TOOL HANGER
KS-316	173	DATA CABLE ANCHOR PORT
KS-317	310	ARCA SWISS TYPE BASE FOR TETHERMATE
KS-319	121	BOOM GRIP (POLE HOLDER)
KS-320	60	C-STAND STUDIO RACK
KS-321B	208	TILT HEAD FOR MONOPODS WITH QUICK RELEASE MOUNTING PLATE
KS-325	153	NYLON E27 LAMP HOLDER
KS-327	130	HEAVY DUTY VESA MOUNT W/ BABY RECEIVER
KS-330	313	PIPE TO EASYRIG T BRACKET
KS-332	169	PIPE TO EASYRIG COUPLER (SET OF 2)
KS-334	169	CONNECTING SET FOR HEADSET MOUNTING BRACKET
KS-340	226	1/4"-20 MALE THREAD FOR ROCK'S ARM
KS-341	148	3/8"-16 MALE THREAD FOR ROCK'S ARM
KS-342	148	1/4" MALE TWIST-TO-LOCK SCREW FOR ROCK'S ARM
KS-343	148	3/8"-16 TWIST-TO-LOCK SCREW FOR ROCK'S ARM
KS-344	148	PAINERS POLE ADAPTER
KS-345	131	5/8"(16MM) BABY PIN FOR ROCK'S
KS-346	148	5/8"(16MM)HEX STUD FOR KCP-700 CONVI CLAMP & ROCK'S ARM
KS-347	148	3/8"-16 FEMALE THREADER FOR ROCK'S ARM
KS-348	148	

Code	Page	Description
NEW	KS-349	148 1/4"-20 SCREW WITH DETACHABLE ARRI LOCATING PIN FOR ROCK'S ARM
KS-350	312	AUTO HAND SANITIZER DISPENSER W/ STAND TOP (16MM) MOUNTING STAND CARRY HANDLE
NEW	KS-353	44 UNIVERSAL RUBBER FEET PAD W/ 1/4"-20*13MM THREAD (SET OF 3)
NEW	KS-354	138 UNIVERSAL RUBBER FEET PAD W/ M8*13MM THREAD (SET OF 3)
NEW	KS-358	138 *PENCIL TRAY FOR TETHERMATE
KS-359B	310	UNIVERSAL RUBBER FEET PAD W/ 3/8"-16X13MM THREAD (SET OF 3)
KS-360	138	STAINLESS STEEL SLOTTED PAN HEAD 3/8"-16*10MM SCREW (5 PCS)
KS-361	134	STAINLESS STEEL CROSS PAN HEAD 3/8"-16*10MM SCREW (5 PCS)
KS-362	134	1/4"-20*10MM STEEL THUMB SCREW, KNURLED HEAD (SET OF 4)
KS-363	137	ALUMINUM M6*30MM THUMB SCREW SLOTTED KNURLED HEAD(SET OF 4)
NEW	KS-364	138 STAINLESS STEEL M6*25MM TOMMY BAR SCREW (SET OF 2)
KS-365	138	RUBBER COSTED MAGNET WITH 1/4"-20 MALE THREAD
KS-366	130	ROUND BODY STARTER WITH 3/8"-16 MALE THREAD (SET OF 2)
KS-370	221	MINI FLAT BODY STARTER WITH 3/8" MALE THREAD (SET OF 2)
KS-372	221	BODY STARTER WITH 3/8" MALE THREAD (SET OF 2)
KS-374	221	PINCH CLAMP WITH 3/8"-16 MALE THREAD
KS-376	221	PINCH CLAMP DIE-DOWN
KS-377	221	WIDE PINCH CLAMP WITH 3/8"-16 MALE THREAD
KS-378	221	WIDE PINCH CLAMP DIE-DOWN
KS-379	221	SINGLE PINCH CLAMP WITH 1-1/2" STARTER
KS-382	221	SINGLE PINCH CLAMP WITH 1-1/4" STARTER
KS-384	221	SUPER KNUCKLE DIE CASTING SHELL W/LOCKING KNOB
KS-396	157	6" Double Socket Arm With Knob
KS-399	157	GOPRO HOLDER BALL HEAD
KS-402	158	BALL HEAD W/ 1/4"-20 FEMALE THREAD
KS-403	157	BALL HEAD WITH 1/4"-20 MALE THREAD
KS-404	157	SILICON SLEEVE FOR SUPER KNUCKLE ARM(SET FOR 5)
KS-405	157	HEX STUD BALL HEAD FOR KCP-700
KS-406	160	BALL HEAD W/ COLD SHOE ADAPTER
KS-407	160	VESA MONITOR BRACKET W/BALL HEAD
KS-408	159	BALL HEAD W/ 1/4"-20 FEMALE THREAD QR BRACKET
KS-409	158	UNIVERSAL TABLET HOLDER W/ BALL HEAD
KS-410	159	UNIVERSAL TABLET HOLDER FOR IPAD PRO
KS-411	159	SQUARE PLATE W/BALL HEAD
KS-412	160	ALUMINUM BAR MOUNT W/ PLASTIC SPACERS
KS-413	161	BALL HEAD WITH A 5/8"(16MM) BABY RECEIVER
KS-415	160	BABY RECEIVER BABY PIN
KS-416	158	BALL HEAD WITH M6 THREAD MALE
KS-417	157	CAR CUP HOLDER W/ BALL HEAD X 4CM IN LENGTH
KS-418	161	BALL HEAD FOR CONVI CLAMP & CHEESE PLATE
KS-419	160	3" EXTENSION ARM WITH DOUBLE BALLS FOR SUPER KNUCKLE
KS-420	157	TABLET HOLDER W/BALL HEAD FOR 7.5"(190MM)-10.5"(267MM)
KS-421	159	BALL HEAD WITH 1/4"-20 FEMALE THREAD 3"SUCTION CUP
KS-422	161	ROUND PLATE BALL HEAD FOR DRILL/ CONNECT USE (DIA. 61MM)
KS-423	160	BALL HEAD W/ 1/4" SCREW
KS-425	158	BALL HEAD W/ 1/4" SCREW & LOCATING PIN
KS-426	158	ROUND PLATE W/ DIA. 26MM BALL & 1/4"-20 THREADED MALE
NEW	KS-427	158 DIA. 26 MM BALL WITH 1/4"-20 CAMERA PLATE
NEW	KS-428	158 1/4"-20 CAMERA PLATE WITH BABY RECEIVER
KS-429	152	DIA. 26MM BALL WITH NATO CLAMP
KS-436	160	1/4"-20 SCREW TO 17MM BALL ADAPTER
NEW	KS-437	159 DIA. 26MM W/ SELF TAPPING SCREW
NEW	KS-438	161 BALL MOUNT FOR HEADREST AND BAR(FOR DIA.10-16MM)
KS-440	161	DIA. 26MM BALL WITH 1/4"-20 SCREW & DETACHABLE ARRI LOCATING PIN
KS-441	158	B10GRIP PIN
KS-448	133	RUBBER COATED MAGNET WITH BALL HEAD FOR SUPER KNUCKLE
KS-466	160	SUPER KNUCKLE W/ HEX BABY PIN
KS-470	154	SUPER KNUCKLE W/ BABY RECEIVER
KS-472	154	SUPER KNUCKLE FOR AMARAN F21C & F22C WITH T10 SPANNER
KS-473	156	SUPER KNUCKLE DIE CASTING SHELL W/KNOB
NEW	KS-474	157 SUPER KNUCKLE HEX PIN WITH 1/4"-20 CAMERA PLATE
NEW	KS-475	155 SUPER KNUCKLE W/ DIA. 28MM BALL HEAD & 1/4"-20 DETACHABLE ARRI LOCATING PIN
NEW	KS-477	226 SUPER KNUCKLE W/ DIA. 26MM BALL SHELF TAPPING SCREW FOR TRAIL CAMERA MOUNT
NEW	KS-478	156 SUPER KNUCKLE W/BABY RECEIVER FOR VESA MONITOR BRACKET
NEW	KS-479	155 SUPER KNUCKLE DOUBLE SOCKET ARM W/ BABY STUD & RECEIVER
NEW	KS-480	155 SUPER KNUCKLE DOUBLE SOCKET ARM W/ ROUND & HEX BABY STUDS
NEW	KS-482	155 SUPER KNUCKLE W/ SUPER CLAW CLAMP
NEW	KS-490	156 SUPER KNUCKLE W/ RUBBER COATED MAGNET (DIA. 66MM)
NEW	KS-492	156 SUPER KNUCKLE DOUBLE SOCKET ARM W/ GOPRO MOUNT & BAR MOUNT
NEW	KS-494	156
KS-508	222	1-7/8" (O.D.) 48MM X 3"(80MM) LONG ALUMINUM TUBE W/ DOUBLE
KS-512	315	VESA MOUNTING ADAPTER 100/200 FOR MAKING 75/100 TO 100/200
KS-514	222	48.3MMX10MM MULTI-STARTER
KS-524	317	NON-VESA MONITOR BRACKET
KS-525	222	1-7/8" (O.D.) 48MM X10"(250MM) LONG ALUMINUM TUBE W/ DOUBLE
KS-528	313	"GAS SPRING ARM W/ 5/8"(16MM) RECEIVER FOR LCD VESA MOUNT
KS-529	313	KS-528 ADAPTER FOR KCP-700 SUPER CONVI CLAMP
KS-529C	313	KS0528 ADAPTER W/ COUPKER
KS-534	315	VESA MOUNTING ADAPTER 300/400 MAKING 75/100 TO 200/300/400
KS-540	316	ADJUSTABLE TABLET HOLDER WITH LOCK FOR 7" - 10.10"
NEW	KS-560	177 MULTI MONITOR MOUNTING BRACKET W/ QUICK RELEASE MOUNTING SET
KS-570	318	TABLET HOLDER WITH BABY STUD
KS-575	318	ALUMINUM TABLET HOLDER FOR 5.1"(130MM) ~ 9"(230MM)
KS-580	316	IMAC STAND MOUNT ADAPTER
KS-590	316	IMAC TRUSS MOUNT CLAMP
KS-600B	311	TETHER ARM
NEW	KS-606	261 SINGLE PIPE TROLLEY WITH UNIVERSAL GIMBAL ADAPTER
KS-610	92	SHAFT EXTENSION ADAPTER
KS-612	227	30CM CHEESE BAR MOUNTING PLATE W/ 3/8"-16 FEMALE THREADED
KS-614	227	45CM CHEESE MOUNTING PLATE W/ 3/8"-16 & M5 FEMALE THREADED
KS-620	176	HARD MOUNT FEMALE BLOCK FOR STEADICAM ZEPHYR
NEW	KS-639	132 AMARAN P60C YOKE
NEW	KS-640	132 AMARAN P60C YOKE W/ V-LOCK BASE & 3 WAY MOUNT BABY ADAPTER
NEW	KS-642	243 EURO ADAPTER SAFETY PLATE FOR UNDER SLUNG (M12)
NEW	KS-643	243 EURO ADAPTER SAFETY PLATE FOR UNDER SLUNG (1/2"-13)



Code	Page	Description	
KS-646	243	EURO TO EURO RISER W/PIPE ADAPTER FOR 1-1/2" SCH. 40(48.3MM)	
KS-650	242	EURO MOUNT FEMALE TO MITCHELL	
KS-651	243	MITCHELL MALE TO EURO ADAPTER	
NEW	KS-655	150MM HALF BALL ADAPTER	
NEW	KS-656	150MM HALF BALL WITH EURO ADAPTER	
NEW	KS-657	75MM MITCHELL TO BOWL ADAPTER	
NEW	KS-658	100MM MITCHELL TO BOWL ADAPTER	
NEW	KS-659	150MM MITCHELL TO BOWL ADAPTER	
NEW	KS-660	ELEMACK STARTER	
NEW	KS-660M	ELEMACK/EURO STARTER(M12)	
NEW	KS-660MB	ELEMACK/EURO STARTER(M12)-BLACK	
NEW	KS-661	DOUBLE ENDED ELEMACK/EURO ADAPTER	
NEW	KS-661M	DOUBLE ENDED ELEMACK/EURO(M12)	
NEW	KS-662	MITCHELL TO ELEMACK ADAPTER WITH CASTLE NUT	
NEW	KS-662M	MITCHELL TO ELEMACK/EURO ADAPTER WITH CASTLE NUT(M12)	
NEW	KS-663	EURO MOUNT ADAPTER (FEMALE)	
NEW	KS-664	1-1/8" (28MM) JUNIOR PIN TO ELEMACK ADAPTER	
NEW	KS-664M	1-1/8" (28MM) JUNIOR PIN TO ELEMACK/EURO ADAPTER(M12)	
NEW	KS-665	1-1/8"(28MM) JUNIOR PIN CHEESEPLATE ADAPTER (3/8"-16	
NEW	KS-666	PADDLE MOUNT EURO AFAPTER FOR 2" COUPLER TUBE	
NEW	KS-666M	PADDLE MOUNT EURO AFAPTER FOR 2" COUPLER TUBE(M12)	
NEW	KS-667	ELEMACK/EURO FEMALE ADAPTER	
NEW	KS-668	SUNRISE ADAPTER	
NEW	KS-669	EURO PADDLE MOUNT	
NEW	KS-670	EURO FEMALE CLAMP TO PIPE CLAMP	
NEW	KS-671	FLAT BASE TRIPOD ADAPTER (150/100MM) W/ EURO ADAPTER	
NEW	KS-672	ROTATABLE EURO ADAPTER (M12)	
NEW	KS-673	CAMERA RISER POST 3" DIA.20MM	
NEW	KS-676	CAMERA RISER POST 6" DIA.20MM	
NEW	KS-679	CAMERA RISER POST 9" DIA.20MM	
NEW	KS-680	ROUND MITCHELL PLATE W/ THREE COUNTERSUNK HOLES	
NEW	KS-681	CAMERA RISER 3" (MITCHELL TO MITCHELL)	
NEW	KS-682	CHEESE PLATE MITCHELL HI-HAT	
NEW	KS-683	ROUND MITCHELL PLATE W/ FOUR COUNTERSUNK HOLES	
NEW	KS-684	CAMERA RISER 6" (MITCHELL TO MITCHELL)	
NEW	KS-685	CAMERA RISER 12" (MITCHELL TO MITCHELL)	
NEW	KS-686	NARROW MITCHELL CASTLE NUT	
NEW	KS-687	MITCHELL TO MITCHELL RISER WITH PIPE CLAMP ADAPTER	
NEW	KS-688	100MM HI-HAT WITH CHEESE PLATE	
NEW	KS-689	MITCHEL THREADED COLLAR W/ COUNTER SUNK HOLE	
NEW	KS-690	MITCHELL THREADED COLLAR	
NEW	KS-691	MITCHELL CASTLE NUT	
NEW	KS-692	MITCHELL THREADED COLLAR WITH CASTLE NUT	
NEW	KS-693	COMPLETE MITCHELL THREADED & CASTLE NUT	
NEW	KS-696	MITCHELL MOUNT WITH 2" COUPLER COLLAR; CASTLE & NUT	
NEW	KS-697	CAMERA TIE DOWN KNOB W/ 3/8" MALE THREAD	
NEW	KS-698	150MM BOWL TIE-DOWN	
NEW	KS-699	MITCHELL TO PIPE MOUNT	
NEW	KS-700	QUICK RELEASE SAFETY PIN FOR ARRI WCU-4	
NEW	KS-702	*QUICK RELEASE SAFETYPIN WITH KEY CHAIN & SPRING HOOK	
NEW	KS-704	ARRI MONITOR BRACKET FOR WCU-4	
NEW	KS-706	ARRI WCU-4 MONITOR MOUNT AND DOUCKING BRACKET	
NEW	KS-707	TILTA NUCLEUS-M MONITOR MOUNT AND DOUCKING BRACKET	
NEW	KS-708	PLAIN WHITE FOCUS RING FOR WCU4	
NEW	KS-710	SIDE MOUNT BRACKET	
NEW	KS-711	DIA. 1/2" BALANCE STUD (SET OF 2)	
NEW	KS-712	RAIN COVER FOR ARRI WCU4	
NEW	KS-713	DIA. 3/4" BALANCE STUD (SET OF 2)	
NEW	KS-714	FRONT DOCKING FORK DIA. 45MM OPENING	
NEW	KS-715	7" MONITOR HOOD	
NEW	KS-717	5" MONITOR HOOD	
NEW	KS-718	DIA.8MM ARM HOOK	
NEW	NEW	KS-719	FRONT DOCKING FORK DIA. 50MM OPENING
NEW	KS-722	ASSISTANT'S FRONT BOX MOUNT FOR FLUID HEAD	
NEW	KS-724	FRONT BOX BRACKET	
NEW	KS-734	ARRI ROSSETTE BOLT-ON MOUNT (1/4"-20)	
NEW	KS-736	ARRI ROSSETTE BOLT-ON MOUNT(M6)	
NEW	KS-738	ARRI 3/8" LOCATING PIN TO ARRI ARRI ROSSETTE (M6) ADAPTER	
NEW	KS-760	CAMERA CART EXTENSION ACC. DIA. 8MM STABILIZER ARM HOLDER	
NEW	KS-761	J HOOK FOR CAMERA CART	
NEW	KS-762	CAMERA CART EXTENSION ACC. MOUSE HOLDER (150*150MM)	
NEW	KS-764	CAMERA CART EXTENSION ACC. KEYBOARD HOLDER (474*204MM)	
NEW	KS-766	CAMERA CART EXTENSION ACC. FRONT BOX HOLDER FOR MAX 6MM	
NEW	KS-768	STEADICAM BUMPER PAD FOR CAMERA CART	
NEW	KS-770	PLATFORM FOR IMAGE MOBILE STATION	
NEW	KS-774	HEAVY DUTY QUICK RELEASE MOUNTING SET	
NEW	KS-776	SUPER CONVI CLAMP W/ QUICK RELEASE MOUNTING PLATE HOLDER	
NEW	KS-778	2" COUPLER W/ QUICK RELEASE MOUNTING PLATE HOLDER	
NEW	KS-790	UNIVERSAL GIMBAL MOUNT ADAPTER	
NEW	KS-793	MITCHELL THREAD COLLAR W/ UNIVERSAL GIMBAL MOUNT ADAPTER	
NEW	KS-795	JUNIOR PIN WITH UNIVERSAL GIMBAL MOUNT ADAPTER	
NEW	KS-796	2" COUPLER WITH LOCATED PIN & UNIVERSAL GIMBAL MOUNT ADAPTER	
NEW	KS-797	DJI RONIN 2 MULTI-FUNCTION MOUNT	
NEW	KS-798	RONIN 2 DUAL TB50 BATTERY MOUNT ADAPTER	
NEW	KS-828	EURO FEMALE LOCK LEVER OFFSET BRACKET	
NEW	KS-830	LADDER OFFSET CAMERA MOUNT	
NEW	KS-831	CAMERA DOCKING BRACKET	
NEW	KS-832	PIPE CLAMP ON PADDLE	
NEW	KS-833	100MM BOWL OFFSET ADAPTER	
NEW	KS-834	150MM BOWL ADAPTER	
NEW	KS-836	MITCHELL ADAPTER	
NEW	KS-838	EURO ADAPTER	
NEW	KS-853	100MM BOWL ADAPTER	
NEW	KS-854	150MM BOWL ADAPTER	
NEW	KS-856	MITCHELL ADAPTER	


Code	Page	Description	
NEW	KS-863	256 100MM BOWL HI-HAT 5.75" HEIGHT	
NEW	KS-864	256 150MM BOWL HI-HAT 5.75" HEIGHT	
NEW	KS-866	256 MITCHELL HI-HAT 4.5" HEIGHT	
NEW	KS-868	257 HEXA TRIHAT	
NEW	KS-869	257 ADAPTER FOR 1-1/2" SCH. 40 TO 1-1/4" SCH. 40 (SET OF 9)	
NEW	KS-873	246 EURO TO 100MM BOWL RISER	
NEW	KS-874	246 EURO TO 150MM BOWL RISER	
NEW	KS-876	246 EURO TO MITCHELL RISER	
NEW	KS-890	245 90 DEGREE EURO FEMALE LOCK	
NEW	KS-896	245 VERTICAL CLAMP TO EURO MALE ADAPTER	
NEW	KS-900	137 PLASTIC HEAD THUMB SCREW 1/4-20X3/4"(19.05MM) SET OF 2	
NEW	KS-902	137 PLASTIC HEAD THUMB SCREW 1/4-20X7/8"(22.23MM) SET OF 2	
NEW	KS-904	132 1/4"-20 TO 5/8"-11 THREADED SCREW ADAPTER FOR TRIPOD	
NEW	KS-908	132 3/8"-16 TO 5/8"-11 THREADED SCREW ADAPTER FOR TRIPOD	
NEW	KS-910	137 3/8"-16 STAINLESS STEEL HEX SOCKET SCREW 25.4MM(L) SET OF 4	
NEW	KS-912	137 3/8"-16 STAINLESS STEEL HEX SOCKET SCREW 38.1MM(L) SET OF 4	
NEW	KS-920	262 DOLLY PIN TO JUNIOR RECEIVER	
NEW	KS-922	262 DOLLY PIN TO JUNIOR RECEIVER OFFSET ARM	
NEW	KS-924	262 ANDERTON DOLLY PIN (ADP)	
NEW	KS-926	262 DOLLY PIN TO JUNIOR ADAPTER	
NEW	KS-928	262 DOLLY PIN ADAPTER (35MM)	
NEW	KS-929	262 DOLLY PIN ADAPTER (50MM)	
NEW	KS-930	262 DOLLY PIN TO 1-1/2" SCH. 40 (48.3MM) STARTER	
NEW	KS-952	258 PORTABLE CAMERA DOLLY	
NEW	KS-954	258 DUAL PIPE PADDLE MOUNT (MITCHELL)	
NEW	KS-960	259 APPLE BOX DOLLY BRACKET	
NEW	KS-0406	223 HEX CHEESE PLATE FOR 6" SUCTION CUP	
NEW	KS-0606L	234 L-CHEESE-PLATE 6"(15.2CM)X 6"(15.2CM) WITH 3/8" HOLE	
NEW	KS-1010M	233 CHEESE PLATE 10"x10"x1/2" WITH A MITCHELL INSERT	
NEW	KS-1014M	233 CHEESE PLATE 10"x14"x1/2" WITH A MITCHELL INSERT	
NEW	KS-1014X	232 HOOD MOUNT CHEESE PLATE WITH X SLOT	
NEW	KS-1016C	234 L-CHEESE-PLATE 10"(25.4CM)X 16"(40.6 CM) WITH 3/8" HOLE	
NEW	KS-1212	232 12"x12" SQUARE CHEESE PLATE(ALUMINUM)	
NEW	KS-1212M	233 CHEESE PLATE 14"x14"x1/2" WITH A MITCHELL INSERT	
NEW	KS-2439C	234 MINI L-CHEESE PLATE W/ CAMERA	
NEW	KS-2439CS	227 CAR SEAT TO CHEESE PLATE CAMERA MOUNT	
NEW	KS-2439L	234 MINI L-CHEESE-PLATE 2.4"(6CM)X 3.9"(10CM) W/ 3/8" & 1/4" HOLE	
NEW	KS-3139L	234 MIDI L-CHEESE-PLATE 3.1"(8CM)X 3.9"(10CM) W/ 3/8" & 1/4" HOLE	
NEW	KS-3922	234 MINI MOUNTING PLATE W/ 3/8" & 1/4" HOLES; 3.97"(10CM)*2.2"(5.6CM)	
NEW	KS-5520	232 5.5"x 20" RECTANGLE CHEESEPLATE (ALUMINUM)	
NEW	KS-6011	232 6"x 11" RECTANGLE CHEESEPLATE (ALUMINUM)	
NEW	KS-7510	232 7.5"x 10" RECTANGLE CHEESEPLATE (ALUMINUM)	
NEW	KSB-002	186 TOOL BELT	
NEW	KSB-007	188 MONITOR BAG	
NEW	KSB-010	186 UTILITY AC BAG	
NEW	KSB-011	188 UNIVERSAL RADIO CHEST PACK	
NEW	KSB-011BK	187 STANDARD RADIO CHEST PACK-BLACK LABEL	
NEW	KSB-011BN	187 STANDARD RADIO CHEST PACK-BROWN LABEL	
NEW	KSB-013	189 CARRYING BAG FOR CLAPPER BOARD OR IPAD PRO (12.9")	
NEW	KSB-015	189 CARRYING BAG FOR MACBOOK PRO (15")	
NEW	KSB-025	187 CLAPPERBOARD BAG	
NEW	KSB-030	17 CLICK STAND BAG(SMALL) L:90CM ALLOWS TO 4 CLICK STANDS	
NEW	KSB-036	17 SNAP STAND BAG(BIG) L:110CM ALLOWS TO 3 SNAP STANDS	
NEW	KSB-050	189 GEL ROLL	
NEW	KSB-161	44 STAND BAG FOR 161MB	
NEW	NEW	KSB-621	216 DRAWSTRING CARRYING BAG FOR KCP-621B
NEW	KSB-CT03	51 WHEELED CARRYING BAG FOR 3 SET TURTLE BASE C-STAND	
NEW	KSC-03MP	216 SUCTION CUP WITH 3/8"-16 THREAD STUD	
NEW	KSC-04MP	216 SUCTION CUP WITH FIXED BABY PIN	
NEW	KSC-05MP	216 SUCTION CUP WITH SWIVELING ADAPTER KS-103	
NEW	KSC-06MP	216 SUCTION CUP WITH SWIVEL BABY PIN	
NEW	KSC-09MP	217 PUMPING SUCTION CUP WITH 51MM, TUBE (34.5CM)	
NEW	KSC-10MP	217 SUCTION CUP WITH SWIVELING 16MM BABY SOCKET	
NEW	KSC-12MP	217 6" SUCTION CUP WITH FIXED BABY RECEIVER	
NEW	KSC-13MP	217 4.5" SUCTION CUP WITH 3/8"-16	
NEW	KSC-14	217 3" SUCTION CUP WITH 1/4" -20 THREAD	
NEW	KSC-16	217 3" SUCTION CUP WITH 16MM BABY PIN	
NEW	KSC-18MP	217 6" SUCTION CUP WITH 51MM, TUBE(8CM)	
NEW	KSC-19MP	217 6" SUCTION CUP WITH 51MM, TUBE(25CM)	
NEW	KSC-33MP	217 6" SUCTION CUP WITH SWIVEL COULER FOR 2" TUBE	
NEW	KSC-36	217 3*6" OVAL SUCTION CUP W/ 3/8"-16& 1/4"-20 MOUNTING HOLE	
NEW	KSC-60	219 CAMERA CAR MOUNT	
NEW	KSC-100R	218 10" VACUUM SUCTION CUP W/ HEAVY DUTY CAMERA BRACKET	
NEW	KSC-101	216 6" VACUUM SUCTION CUP W/ COMPACT COMPACT CAMERA BRACKET	
NEW	KSC-102	218 10" VACUUM SUCTION CUP WITH CHEESE PLATE	
NEW	KSC-106	218 10" VACUUM SUCTION CUP WITH CHEESE PLATE & 1-1/2" STARTER	
NEW	KSC-106CP	234 ROUND CHEESE PLATE FOR 10" SUCTIONCUP	
NEW	KSC-130	252 MINI CAMERA BALL LEVELING HEAD	
NEW	KSC-140	252 UNIVERSAL CAMERA BALL LEVELING HEAD	
NEW	KSC-150	253 MINI 4 WAY LEVELING CAMERA MOUNT WITH 3/8" SLOT-BLK	
NEW	KSC-160	253 4 WAY LEVELING CAMERA MOUNT WITH 3/8" SLOT-BLK	
NEW	KSC-170	253 MITCHELL 4 WAY LEVELING CAMERA MOUNT WITH 3/8" SLOT-BLK	
NEW	KSC-175	252 70MM HIGH LEVELING BASE	
NEW	KSC-200	249 CAMERA WEDGE PLATE	
NEW	KSC-300	242 EURO TO MITCHELL 3-WAY LEVELER	
NEW	KSC-320	239 4 WAY LEVELING MITCHELL CAMERA RISER	
NEW	KSC-340	242 4 WAY LEVELING EURO CAMERA RISER	
NEW	KSC-280K	220 HOSTESS TRAY KIT	
NEW	KSC-400K	220 CAR RIG SHOT KIT	
NEW	KSC-430	219 CAR MOUNT KIT FOR ACTION CAMERA	
NEW	KSC-PIN	130 CAMERA SUPPORT ADAPTER	
NEW	KS-EV30	218 MINI ELECTRIC VACUUM PUMP FOR 10" SUCTION CUP	
NEW	KS-CB01	152 CAMERA BRACKET	
NEW	KS-CB02	153 QUICK RELEASE CAMERA PLATE	
NEW	KS-CB03	150 MINI BALL HEAD W/ HOT SHOE ADAPTER	


Code	Page	Description
KS-CB04	151	CAR WINDOW POD
KS-CB05	150	MIDI BALL HEAD
KS-CB07	150	BALL HEAD W/ HOT SHOE MOUNT
KS-CB08	151	1/4" .20 QUICK RELEASE BRACKET FOR MONITOR
KS-CB09	150	MINI BALL HEAD WITH 17MM SPIGOT (DABO)
KS-CB10	151	CAR WINDOW MOUNT WITH MIDI BALL HEAD
KS-CB11	153	3.38" (8.6CM) LONG SLIDING QR PLATE W/ 1/4" SCREW
KS-CB12	153	RAPID CONNECT ADAPTER WITH SLIDING MOUNTING PLATE
KS-CB13	149	ARRI STYLE 3/8"-16 SPACER FOR VISION LOCK
KS-CB14	149	VISION LOCK QUICK RELEASE MOUNTING SET
KS-CB15	149	VISION LOCK W/ ARRI STYLE 3/8"-16 SPACER
KS-CB16	139	RUBBER COATED MAGNET MIDI BALL HEAD & A 1/4"-20 M
KSD-1680S	205	SAND BAG (MAX. LOAD: 15 LBS / 6KG)
KSD-1680M	205	SAND BAG (MAX. LOAD: 25 LBS / 11KG)
KSD-1680L	205	SAND BAG (MAX. LOAD: 35LBS / 16KG)
KSD-1680XL	206	SAND BAG (MAX. LOAD: 50LBS / 22KG)
KSD-77	206	77LB(35KG) SAND BAG
KSF-15	207	SHOT BAG-15 LBS
KSF-25	207	SHOT BAG-25LBS
KSF-30	207	SHOT BAG-30LBS
KSS-130G	194	CAMERA T MARKER PMMA (GREEN)
KSS-130Y	194	CAMERA T MARKER PMMA (YELLOW)
KSS-130BL	194	CAMERA T MARKER PMMA (BLUE)
KSS-130PK	194	CAMERA T MARKER PMMA (PINK)
KSS-130YG	194	CAMERA T MARKER PMMA GLOW-IN-THE-DARK (GREEN)
KSS-130YPK	194	CAMERA T MARKER PMMA GLOW-IN-THE-DARK (PINK)
KSS-140IG	194	CAMERA I MARKER PMMA (GREEN)
KSS-140IY	194	CAMERA I MARKER PMMA (YELLOW)
KSS-140IBL	194	CAMERA I MARKER PMMA (BLUE)
KSS-140IPK	194	CAMERA I MARKER PMMA (PINK)
KSS-140IYG	194	CAMERA I MARKER PMMA GLOW-IN-THE-DARK (GREEN)
KSS-140IYPK	194	CAMERA I MARKER PMMA GLOW-IN-THE-DARK (PINK)
KSW-05	207	SHOT BAG-05 LBS (WRAP & GO)
KSW-10	207	SHOT BAG-10LBS (WRAP & GO)
KSJ-400P	302	KUPO DEMO KIT
KSJ-500B	209	STAND DEMO RACK
KT-056	286	STRUT CHANNEL ADAPTER 1/2" BOLT
KT-057	286	STRUT CHANNEL ADAPTER WITH COUPLER FOR 2" TUBE
KT-058	286	STRUT CHANNEL ADAPTER 5/8"MALE PIN
KT-1824BAG	61	CARRYING BAG FOR 18"X24" FLAGS
KT-1824FBD	62	18"X24" FULL FRAME BLACK DENIM
KT-1824FW	62	18"X 24" FULL FRAME ARTIFICIAL SILK
KT-1824K	61	18"X24" OPEN END FLAG KIT
KT-1824ODBB	61	18"X24" OPEN END FRAME DOUBLE BLACK BOBBIN NET
KT-1824ODWB	61	18"X24" OPEN END FRAME DOUBLE WHITE BOBBIN NET
KT-18240Q	61	18"X24" OPEN END FRAME QUARTER SILK
KT-18240SBB	61	18"X24" OPEN END FRAME SINGLE BLACK BOBBIN NET
KT-18240W	61	18"X24" OPEN END FRAME WHITE ARTIFICIAL SILK
KT-18240SWB	61	18"X24" OPEN END FRAME SINGLE WHITE BOBBIN NET
KT-2436BAG	61	CARRYING BAG FOR 24"X36" FLAGS
KT-2436FBD	62	24"X36" FULL FRAME BLACK DENIM
KT-2436FW	62	24"X36" FULL FRAME ARTIFICIAL SILK
KT-2436K	61	24"X36" OPEN END FLAG KIT
KT-2436ODBB	61	24"X36" OPEN END FRAME DOUBLE BLACK BOBBIN NET
KT-2436ODWB	61	24"X36" OPEN END FRAME DOUBLE WHITE BOBBIN NET
KT-24360Q	61	24"X36" OPEN END FRAME QUARTER SILK
KT-24360SBB	61	24"X36" OPEN END FRAME SINGLE BLACK BOBBIN NET
KT-24360W	61	24"X36" OPEN END FRAME WHITE ARTIFICIAL SILK
KT-24360SWB	61	24"X36" OPEN END FRAME SINGLE WHITE BOBBIN BET
KT-3636BAG	178	CARRY BAG FOR 36"36" FLOPPY TENT
KT-3636TF	63	36"X36" TOP HINGE FLOOPY FULL FRAME BLACK
KT-4848TF	63	48"X48" TOP HINGE FLOOPY FULL FRAME BLACK
KT-S300SG	286	STRUT CHANNEL
KT-S300SH	286	STRUT CHANNEL
KTHU-0306	287	UNIVERSAL HEAD 3-6 FEET (90-180 CM)
KTHU-0408	287	UNIVERSAL HEAD 4-8 FEET (120-240 CM)
KTHU-0510	287	UNIVERSAL HEAD 5-10 FEET (150-300 CM)
KTHU-0712	287	UNIVERSAL HEAD 7-12 FEET (210-350 CM)
KTHS-0306	287	STIRRUP 3-6 FEET (90-180 CM)
KTHS-0408	287	STIRRUP 4-8 FEET (120-240 CM)
KTHS-0510	287	STIRRUP 5-10 FEET (150-300 CM)
KWM-0304	175	WIND NET MOBILE KIT 3'(90CM)X4'(120CM)
KWM-0406	175	WIND NET MOBILE KIT 4'(120CM) X6'(180CM)
KWT-0304	175	WIND NET 3'(90CM)X4'(120CM)
KWT-0406	175	WIND NET 4'(120CM)X6'(180CM)
MCA-1904P-5	293	5M CABLE SET FOR CHAIN HOIST CONTROLLER
MCA-1919P-100	293	10M EXTENSION CABLE FOR CHAIN HOIST CONTROLLER
MCA-1919P-200	293	20M EXTENSION CABLE FOR CHAIN HOIST CONTROLLER
MH-004	159	UNIVERSAL ALUMINUM SMARTPHONE HOLDER W/ GOPRO MOUNTING
MEZ220-B	197	MEZ-TIE 2CM X 20CM - BLACK (50PCS PER PACK)
MEZ220-BL	197	MEZ-TIE 2CM X 20CM - BLUE (50PCS PER PACK)
MEZ220-R	197	MEZ-TIE 2CM X 20CM - RED (50PCS PER PACK)
MEZ220-W	197	MEZ-TIE 2CM X 20CM - WHITE (50PCS PER PACK)
MEZ220-Y	197	MEZ-TIE 2CM X 20CM - YELLOW (50PCS PER PACK)
MEZ-P01W	198	EZ TIE PETITE, 7PCS PER PACK, WHITE
MEZ-P01B	198	EZ TIE PETITE, 7PCS PER PACK, BLACK
MEZ-S160S	198	MEZSTRAP (16MM WIDTH X 5M LENGTH)
MEZ-S160SB	198	MEZSTRAP (16MM WIDTH X 5M LENGTH) - BLACK
MEZ-S300S	198	MEZSTRAP (30MM WIDTH X 6M LENGTH)
MEZ-S300SB	198	MEZSTRAP (30MM WIDTH X 6M LENGTH) - BLACK
PDB-P003-KDK	341	POWER DISTRIBUTION 32A CEE IN & 16A SCHUKO X 6PCS OUT
PDB-P004-KDK	341	POWER DISTRIBUTION 32A CEE IN & 16A CEE X 6PCS OUT
PDB-P16400B	334	POWER DISTRIBUTION BOX FOR 400A-BLUE
PDB-P16400BK	334	POWER DISTRIBUTION BOX FOR 400A-BLACK
PDB-P16400BN	334	POWER DISTRIBUTION BOX FOR 400A-BROWN

Code	Page	Description
PDB-P16400G	334	POWER DISTRIBUTION BOX FOR 400A-GREEN
PDB-P16400GY	334	POWER DISTRIBUTION BOX FOR 400A- GRAY
PDB-P16400R	334	POWER DISTRIBUTION BOX FOR 400A-RED
PDB-P16400W	334	POWER DISTRIBUTION BOX FOR 400A-WHITE
PFLS-1BN-S120M40A	329	POWERFIT 400A LINE SOURCE - BROWN
PFLS-1BK-S120M40A	329	POWERFIT 400A LINE SOURCE - BLACK
PFLS-1GY-S120M40A	329	POWERFIT 400A LINE SOURCE - GERY
PFLS-1R-S120M40A	329	POWERFIT 400A LINE SOURCE-RED
PFLS-2W-S120M40A	329	POWERFIT 400A LINE SOURCE-WHITE
PFLS-3BL-S120M40A	329	POWERFIT 400A LINE SOURCE-BLUE
PFLS-NBL-S120M40A	329	POWERFIT 400A LINE SOURCE - BLUE
PFLS-EGN-S120M40A	329	POWERFIT 400A LINE SOURCE - GREEN
PFLS-NBK-S120M40A	329	POWERFIT 400A LINE SOURCE-BLACK
PFLD-1BN-S120M40A	329	POWERFIT 400A LINE DRAIN - BROWN
PFLD-1BK-S120M40A	329	POWERFIT 400A LINE DRAIN - BLACK
PFLD-1GY-S120M40A	329	POWERFIT 400A LINE DRAIN - GERY
PFLD-1R-S120M40A	329	POWERFIT 400A LINE DRAIN-RED
PFLD-2W-S120M40A	329	POWERFIT 400A LINE DRAIN-WHITE
PFLD-3BL-S120M40A	329	POWERFIT 400A LINE DRAIN-BLUE
PFLD-NBL-S120M40A	329	POWERFIT 400A LINE DRAIN - BLUE
PFLD-NBK-S120M40A	329	POWERFIT 400A LINE DRAIN-BLACK
PFLD-EGN-S120M40A	329	POWERFIT 400A LINE DRAIN - GREEN
PPFS-NBK	330	POWERFIT 400A PANEL SOURCE
PPFS-1BN-S120M40A	330	POWERFIT 400A PANEL SOURCE - BROWN
PPFS-1BK-S120M40A	330	POWERFIT 400A PANEL SOURCE - BLACK
PPFS-1R	330	POWERFIT 400A PANEL SOURCE
PPFS-1GY-S120M40A	330	POWERFIT 400A PANEL SOURCE - GERY
PPFS-2W	330	POWERFIT 400A PANEL SOURCE
PPFS-3BL	330	POWERFIT 400A PANEL SOURCE
PPFS-NBL-S120M40A	330	POWERFIT 400A PANEL SOURCE - BLUE
PPFS-EGN-S120M40A	330	POWERFIT 400A PANEL SOURCE - GREEN
PFDD-1BN-S120M40A	330	POWERFIT 400A PANEL DRAIN - BROWN
PFDD-1BK-S120M40A	330	POWERFIT 400A PANEL DRAIN - BLACK
PFDD-1GY-S120M40A	330	POWERFIT 400A PANEL DRAIN - GERY
PFDD-NBL-S120M40A	330	POWERFIT 400A PANEL DRAIN - BLUE
PFDD-EGN-S120M40A	330	POWERFIT 400A PANEL DRAIN - GREEN
PFDD-1R	330	POWERFIT 400A PANEL DRAIN
PFDD-2W	330	POWERFIT 400A PANEL DRAIN
PFDD-3BL	330	POWERFIT 400A PANEL DRAIN
PFDD-EGN-S120M40A	330	POWERFIT 400A PANEL DRAIN - GREEN
PFDD-NBK	330	POWERFIT 400A PANEL DRAIN
PF-DCT-M	330	POWERFIT WEATHERPROOF PROTECTIVE COVER FOR PANEL SOURCE
PF-DCT-F	330	POWERFIT WEATHERPROOF PROTECTIVE COVER FOR PANEL DRAIN
R212	340	16A/2P/230V, SHUKO CABLE FEMALE RUBBER CONNECTOR
R012	340	16A/2P/230V, SHUKO CABLE MALE RUBBER CONNECTOR
RC-250	292	250KG THREE PHASE CHAIN HOIST, D8+, DOUBLE BRAKE
RD-750	291	750KG THREE PHASE CHAIN HOIST, D8+, DOUBLE BRAKE
RD-750P	291	750KG THREE PHASE CHAIN HOIST, D8+, DOUBLE BRAKE W/ MSP
RS-R52530	223	CAR MOUT RATCHET STRAP
RS-R52550	81	RATCHET STRAP, YELLOW WIDTH 25MM X 5 M (LENGTH)
RS-R52551	223	RATCHET STRAP W/ FALT HOOK
RS-RR1408	220	1/4" RATCHET ROPE LENGTH: 8 FEET
RS-RR3807	41	3/8" RATCHET ROPE LENGTH 7 METER
SW-01	285	DIA. 3.2MM, 75CM LENGTH SAFETY WIRE
SW-01-B	285	DIA. 3.2MM, 75CM SAFETY WIRE SW-01, BLACK
SW-01ST	285	DIA. 3.2MM, 75CM LENGTH SAFETY STAINLESS STEEL WIRE
SW-01YP	285	DIA. 3.2MM, 75CM LENGTH SAFETY WIRE, W/ YOKE FIXING PLATE
SW-02	285	DIA. 3.0MM, 70CM LENGTH W/PVC SLEEVE SAFETY WIRE
SW-03	285	DIA. 5.0MM, 100CM LENGTH SAFETY WIRE
SW-03-B	285	DIA. 5.0MM, 100CM LENGTH HEAVY DUTY SAFETY WIRE
SW-03ST	285	DIA. 5.0MM, 100CM LENGTH SAFETY STAINLESS STEEL WIRE
SW-04	285	DIA. 4.5MM, 75 CM LENGTH W/PVC SLEEVE SAFETY WIRE
SW-TB	69	SAFETY WIRE FOR KH-20 BUTTERFLY FRAME
TL-17	189	TOOL LANYARD
TSP-20LF	338	3 PIN CONNECTOR-LINE FEMALE
TSP-20LFC	338	3 PIN CONNECTOR-LINE FEMALE-CLEAR
TSP-20LM	338	3 PIN CONNECTOR-LINE MALE
TSP-20LMC	338	3 PIN CONNECTOR-LINE MALE - CLEAR
TSP-20SF	338	3 PIN CONNECTOR -PANEL FEMALE
TSP-20SM	338	3 PIN CONNECTOR- PANEL MALE
VS-4851-B	341	VERSATILE SOCKET FOR BSS46 SOCKET , BLACK
VS-4851-M	341	VERSATILE SOCKET FORFOR CEE/SCHUKO SOCKET , BLACK
VS-4851-1	341	BLANK PLATE FOR VS-4851
WPC-2407LF-0	343	ARRI 2.5/4K LINE FEMALE W/PG29 CABLE GLAND
WPC-2407LF-W	343	ARRI 575W/1.2K LINE FEMALE W/PG29 CABLE GLAND
WPC-2407LF-Z	343	575W/1.2K LINE FEMALE W/PG29 CABLE GLAND (FOR OTHER BRAND)
WPC-2407LM-0	343	ARRI 2.5/4K LINE MALE W/LOCKING RING W/PG29 CABLE GLAND
WPC-2407LM-W	343	ARRI 575W/1.2K LINE MALE W/LOCKING RING W/PG29 CALBE GLAND
WPC-2407LM-Z	343	575W/1.2K LINE MALE W/LOCKING RING W/PG29 CABLE GLAND (FOR OTHER BRAND)
WPC-2407SF-0	343	ARRI 2.5/4K PANEL MOUNT FEMALE
WPC-2407SF-W	343	ARRI 575W/1.2K PANEL MOUNT FEMALE
WPC-2407SF-Z	343	575W/1.2K PANEL MOUNT FEMALE (FOR OTHER BRAND)
WPC-2407SM-0	343	ARRI 2.5/4K PANEL MOUNT MALE W/LOCKING RING
WPC-2407SM-W	343	ARRI 575W/1.2K PANEL MOUNT MALE W/LOCKING RING
WPC-2407SM-Z	343	575W/1.2K PANEL MOUNT MALE W/LOCKING RING (FOR OTHER BRAND)
WPC-2806LF	343	ARRI 6K LINE FEMALE INCLUDING SKINTOP
WPC-2806LM	343	ARRI 6K LINE MALE INCLUDING SKINTOP
WPC-2806SF	343	ARRI 6K PANEL MOUNT FEMALE
WPC-2809LF	343	ARRI 12/18K LINE FEMALE
WPC-2809LM	343	ARRI 12/18K LINE MALE INCLUDING SKINTOP
WPC-2809SF	343	ARRI 12/18K PANEL MOUNT FEMALE
WS-090	190	KUPO HEX KEY (M5) WRENCH W/ T-HANDLE
WS-095	190	SCREW DRIVER SLOTTED W/HANDLE
WS-140	190	WINGNUT MULTI-SPANNER
WS-229	240	MITCHELL SPANNER WRENCH

Code	Page	Description
WS-240	190	19/22MM SOCKET RATCHETING WRENCH(LENGTH: 240MM)
WS-255	240	MITCHEL LOCKING TOOL
YS-16331	342	3 PHASE Y SPLITTER, FAN-OUT TO 3 SINGLE PHASE
YS-16331-CEE	342	3 PHASE Y SPLITTER TO 3 SINGLE PHASE PARALLEL WIRED W/ 16A CEE CONNECTOR
YS-32323	342	Y-SPLITTERS, LENGTH 100CM INPUT: THREE-PHASE (5X4.0MM)
YS-32323-CEE	342	3 PHASE Y SPLITTER, FAN OUT TO 3 PHASE, PARALLEL WIRED W/ 32A CEE CONNECTOR

Code	Page	Description
YS-2.5	342	Y SPLITTER W/ 2.5MM 3C CABLE IN PARELLEL WIRED
YS-2.5/S-CEE	342	Y SPILITTER W/ 2.5MM 3C CABLE IN SERIES WIRED
YS-2.5-CEE	342	Y SPLITTER W/ 2.5MM3C CABLE IN PARALLEL WIRED
YS-4.0	342	Y SPILITTER W/ 2.5MM 3C CABLE IN SERIES WIRED
YS-4.0-CEE	342	Y SPILITTER WITH ONE 32A CEE MALE CONNECTOR, & 2 X 32A





NEVER LET GO

grip.com.tw

Vol.2024.01

KUPO CO., LTD (Headquarters)

Tel : +886-2-2999-1906

Fax: +886-2-2999-1955

E-mail: grip@kupo.com.tw

6F, No 4, Lane 609, Section 5, Chung Shin Road, San Chung District,
New Taipei City 24159, Taiwan

Kupo Shanghai (Branch office)

Tel : +86-21-5677-9636

Fax: +86-21-5677-9218

Note: Whilst every effort has been made to ensure the accuracy of the information/material contained within this catalogue, Kupo does not accept any liability for errors or omissions. Specifications and technical data are provided for guidance purposes only. To improve products, we reserve the right to make any variation in design or construction to the equipment description without prior notice.



Digital Catalogue

FOUR V JAWS
DIA. 1 1/8" / 1 1/2" / 3/8" / 1/4" 1 PMS OR TURE

T HANDLE
LARGE SIZE /
ERGONOMICALLY DESIGNED /
RIGHT HAND RULE /

CAPTIVE LOCKING KNOB
PREVENTS THE KNOB FROM FALLING
OFF THE STANDS

DETACHABLE

THE INNOVATIVE
SPRING RING
LOCKING SYSTEM DESIGN

